

COMPREHENSIVE ANNUAL FINANCIAL REPORT

FOR THE FISCAL YEAR ENDED DECEMBER 31, 2013



Forest Preserve District of Cook County, Illinois

69 W. Washington St., Suite 2060
Chicago, IL 60602

**COMPREHENSIVE ANNUAL
FINANCIAL REPORT
OF THE
FOREST PRESERVE DISTRICT OF COOK COUNTY, ILLINOIS**
As of and for the Year Ended December 31, 2013

PREPARED BY:

Timothy J. Hicks, Comptroller

FOREST PRESERVE DISTRICT OF COOK COUNTY, ILLINOIS

TABLE OF CONTENTS As of and for the Year Ended December 31, 2013

	<u>Page(s)</u>
INTRODUCTORY SECTION	
Letter of Transmittal	i - v
Certificate of Achievement for Excellence in Financial Reporting	vi
Organizational Chart	vii
List of Principal Officials	viii
FINANCIAL SECTION	
<i>INDEPENDENT AUDITORS' REPORT</i>	1 - 3
<i>REQUIRED SUPPLEMENTARY INFORMATION</i>	
Management's Discussion and Analysis	4 - 17
<i>BASIC FINANCIAL STATEMENTS</i>	
Government-Wide Financial Statements	
Statement of Net Position	18 - 19
Statement of Activities	20 - 21
Fund Financial Statements	
Balance Sheet - Governmental Funds	22 - 25
Reconciliation of the Balance Sheet of Governmental Funds to the Statement of Net Position	26
Statement of Revenues, Expenditures and Changes in Fund Balances - Governmental Funds	27 - 30
Reconciliation of the Statement of Revenues, Expenditures and Changes in Fund Balances of Governmental Funds to the Statement of Activities	31
Statement of Net Position - Proprietary Fund	32
Statement of Revenues, Expenses and Changes in Net Position - Proprietary Fund	33
Statement of Cash Flows - Proprietary Fund	34
Statement of Fiduciary Net Position - Fiduciary Funds	35
Statement of Changes in Fiduciary Net Position - Fiduciary Funds	36
Index to Notes to Financial Statements	37
Notes to Financial Statements	38 - 113
<i>REQUIRED SUPPLEMENTARY INFORMATION</i>	
<i>Corporate Fund</i>	
Detailed Schedule of Revenues, Expenditures and Changes in Fund Balance - Budget and Actual - Corporate Fund	114

FOREST PRESERVE DISTRICT OF COOK COUNTY, ILLINOIS

TABLE OF CONTENTS (cont.) December 31, 2013

REQUIRED SUPPLEMENTARY INFORMATION (cont.)

Pension Fund - Schedule of Employer Contributions and Schedule of Funding Progress	115
Postemployment Group Health Benefit Fund - Schedule of Employer Contributions and Schedule of Funding Progress	116
Notes to Required Supplementary Information	117

SUPPLEMENTARY INFORMATION

Governmental Funds

Combining Balance Sheet - Nonmajor Governmental Funds	118
Combining Statement of Revenues, Expenditures and Changes in Fund Balances - Nonmajor Governmental Funds	119
Schedules of Revenues, Expenditures and Changes in Fund Balances - Budget and Actual	
Bond and Interest Fund	120
Construction and Development Fund	121
Capital Improvement Fund	122
2012 Capital Improvement Bonds Fund	123
Real Estate Acquisition Fund	124
Grant Fund	125
Combining Balance Sheet - Construction and Development Fund	126 - 127
Combining Schedule of Revenues, Expenditures and Changes in Fund Balances - Construction and Development Fund	128 - 129

Internal Service Fund

Schedule of Revenues, Expenses and Changes in Fund Net Position - Budget and Actual	
Self Insurance Fund	130

STATISTICAL SECTION

Net Position by Component - Last Ten Fiscal Years	131
Changes in Net Position - Last Ten Fiscal Years	132
Fund Balances - Governmental Funds - Last Ten Fiscal Years	133
Changes in Fund Balances - Governmental Funds - Last Ten Fiscal Years	134
General Governmental Revenues By Sources - Last Ten Fiscal Years	135
Assessed Valuation and Estimated Actual Value of Taxable Property - Last Ten Fiscal Years	136
Direct and Overlapping Property Tax Rates - Last Ten Fiscal Years	137

FOREST PRESERVE DISTRICT OF COOK COUNTY, ILLINOIS

TABLE OF CONTENTS (cont.) December 31, 2013

STATISTICAL SECTION (cont.)

Principal Property Taxpayers - Current Year and Nine Years Ago	138
Property Tax Levies and Collections - Last Ten Years	139
Ratios of Outstanding Debt By Type - Last Ten Fiscal Years	140
Ratios of General Bonded Debt Outstanding - Last Ten Fiscal Years	141
Direct and Overlapping Governmental Activities Debt	142
Legal Debt Margin Information - Last Ten Fiscal Years	143
Demographic and Economic Statistics - Cook County - Last Ten Available Calendar Years	144
Cook County's 10 Largest Employers - Current Year and Nine Years Ago	145
Full-Time Equivalent District's Government Employees by Function	146
Operating Indicators by Function/Program - Last Ten Fiscal Years	147
Number of Capital Asset Projects by Function/Program - Last Ten Fiscal Years	148

FOREST PRESERVE DISTRICT
of Cook County, Illinois

GENERAL HEADQUARTERS



The Board of Commissioners

JERRY BUTLER	STANLEY MOORE
EARLEAN COLLINS	JOAN P. MURPHY
JOHN P. DALEY	EDWIN REYES
JOHN A. FRITCHEY	TIMOTHY O. SCHNEIDER
BRIDGET GAINER	PETER N. SILVESTRI
JESUS G. GARCIA	DEBORAH SIMS
ELIZABETH "LIZ" DOODY GORMAN	ROBERT STEELE
GREGG GOSLIN	LARRY SUFFREDIN
	JEFFREY R. TOBOLSKI

TONI PRECKWINKLE, PRESIDENT

536 NORTH HARLEM AVENUE, RIVER FOREST, ILLINOIS 60305
773-261-8400 / 708-366-9420 / 800-870-3666 TD 708-771-1190

Arnold L. Randall, GENERAL SUPERINTENDENT

August 7, 2014

President Toni Preckwinkle and Honorable
Members of the Cook County Forest Preserve
District Board of Commissioners and Citizens of Cook County

Ladies and Gentlemen:

We are pleased to present the Comprehensive Annual Financial Report (CAFR) of the Forest Preserve District of Cook County, Illinois (the District), for the fiscal year ended December 31, 2013. The CAFR has been prepared by the District in accordance with the principles and standards for financial reporting set forth by the Government Accounting Standards Board (GASB), and audited by a firm of independent auditors retained by the District.

Responsibility for both the accuracy of the data and the completeness and fairness of the presentation, including all disclosures, rests with the management of the District. We believe that the data, as presented, is accurate in all material respects, presents fairly the financial position and results of operations of the District as measured by the financial activity of its various funds, and provides the reader with the relevant information needed to understand the District's financial activities.

Baker Tilly Virchow Krause, LLP, Certified Public Accountants, have issued an unmodified ("clean") opinion on the District's financial statements for the year ended December 31, 2013. The independent auditors' report is located at the front of the financial section of this report.

Management's discussion and analysis (MD&A) immediately follows the independent auditors' report and provides a narrative introduction, overview, and analysis of the basic financial statements. MD&A complements this letter of transmittal and should be read in conjunction with it.

Profile of The Forest Preserve District of Cook County

The Forest Preserve District of Cook County was formed in 1914. Created by an act of the Illinois State Legislature, the District was the first county-wide unit of government dedicated to land conservation in Illinois and one of the first in urban America.

The founders of the District were true visionaries. They predicted the explosive population growth and anticipated the wave of urban development that would sprawl far beyond the city limits of Chicago into the open prairie forest, wetland and farm field. They dreamed of a region that preserved its natural character and sense of place, where city and suburb flowed together along vast expanses of open land following the natural mosaic of rivers, streams, prairies, marsh and woodland that traverse Cook County.

From its inception, the mission of the District has been to acquire and maintain lands in their natural state with the purpose of protecting and preserving the flora, fauna and scenic beauties for the education, pleasure and recreation of the public.

Today, the District encompasses more than 69,000 acres, which is approximately 11 percent of Cook County's land mass, and is authorized to preserve a total not to exceed 75,000 acres of open land. Each year, more than 40 million people use these lands and facilities to enjoy or study nature, bicycle, hike, fish, cross-country ski, picnic, golf, canoe, or simply relax in a large preserve that leaves urban life behind. Facilities located in the preserves include golf courses and driving ranges, swimming pools, boat rentals, equestrian stables and nature centers.

In addition to general governmental services, the District has two component units that are included in the reporting entity, due to the significance of their operational and/or financial relationships with the District: the Brookfield Zoo and the Chicago Botanic Garden. The District has long-term operating agreements with these two world-class institutions located on Forest Preserve District land. Additional information on these component units can be found in the notes to the financial statements

The District is a separate body and political subdivision of the State of Illinois. The District has independent taxing powers and its boundaries are the same as those of Cook County. The District is governed by a President elected by Cook County voters and a Board of Commissioners elected by Cook County voters from seventeen (17) districts within the County. The President and Commissioners are elected for four-year terms. The President and Commissioners also serve on the Cook County Board in the same capacities.

Local Economy

As the largest of 102 counties in Illinois, Cook County is the economic and cultural hub of the state, and with an estimated 2013 population of approximately 5.2 million residents, represents one of the major metropolitan areas in the nation after New York and Los Angeles. More than 40% of the population of the entire state of Illinois lives within Cook County.¹

Cook County, and in particular the city of Chicago, acts as the economic engine for the Midwest region. Residents are afforded abundant employment opportunities within this deep and diverse regional economy. The county also benefits from an extensive infrastructure network, including a vast rail system, which supports continued growth. The employment base is represented by all major sectors with concentrations in the wholesale trade, professional and business services and financial sectors. Tax base drops of 4.3%, 10.8% and 10.5%, respectively, in 2011, 2012 and 2013, reflect lagging recessionary valuation declines, as property assessments are done on a rolling three-year schedule.

¹ United States Department of Census

Socioeconomic indicators are mixed with above-average per capita income and educational levels but also elevated individual poverty and unemployment rates.

Cook County, the state of Illinois and the nation as a whole saw modest decreases in unemployment rates. The County's unemployment rate at the end of 2013 was 8.7%, compared with 8.9 % for the State and 7.4% for the nation in the same period.

Long-term financial planning and major initiatives

Governments and taxing bodies throughout Illinois and the nation continue to grapple with revenue shortfalls resulting from the economic downturn. Providing services desired by constituents without increasing their tax burden has proven to be a tremendous challenge. For the sixth consecutive year the District has presented the Board and taxpayers of Cook County a balanced budget proposal with no net property tax increase.

In 2013, the District's fiscal responsibility and sound financial decision-making allowed it to maintain its AA rating from both Standard and Poor's and Fitch. Moody's Investors Service downgraded its rating to A1 from Aa2. Moody's downgrade of the rating was based on the Agency's concern about the District's growing pension liabilities.

The District continues its focused efforts to reduce the cost of government while enhancing the services it provides. The 2014 Budget also reflects savings from taking advantage of economies of scale through numerous Intergovernmental Agreements that allow for collaboration with Cook County departments to provide administrative services more efficiently and effectively than if the District provided these services itself.

FY 2014 represents the 100th Year Anniversary of the District. The District established a Next Century Plan to lead the way to protect and preserve the District for another 100 years. This Plan calls for transforming the forest preserves to places that foster diversity of plants, animals and habitats and welcome diverse people. It will require expert conservation leadership and a major infusion of new resources to:

- Restore 30,000 acres to good ecological health.
- Expand the forest preserves to 90,000 acres (from 69,000 today).
- Dramatically increase the number of volunteer stewards.
- Create a permanent conservation corps to train a restoration workforce.
- Make the preserves inviting and accessible to everyone.

Relevant financial policies

The President of the Forest Preserve District Board of Commissioners submits to the Board a proposed budget for its fiscal year commencing on January 1. While there is no statutory limit on the size of the budget that may be adopted, as a non-home rule unit of government, state law establishes limits on the District's property tax rate. The District maintains fiscal controls to ensure compliance with the annual budget which is approved by the Board and known as the Forest Preserve District Appropriation Bill. Activities of the Corporate Fund, Special Revenue Funds, Debt Service Fund, and other funds are included in the Annual Appropriation Bill. The Administration is authorized by statute to transfer

budgeted amounts between various detail objects within any fund. The level of control where expenditures may not exceed appropriations is the fund level of activity.

Illinois law requires real property taxes to be collected in the year following the levy year. Therefore, under accounting principles generally accepted in the United States of America for fund reporting, the 2013 property tax levies of the District are not recognized as revenue, as they are not available to fund operations in 2013.

Unassigned Fund Balance Level

The District endeavors to have a sufficient unassigned fund balance for the Corporate Fund to mitigate the risk stemming from 1) revenue fluctuations, 2) unexpected emergency expenditures, and 3) temporary periods of negative cash flow. To this end, a minimum fund balance shall be budgeted annually that is the total of the following percentages:²

1. Revenue Fluctuations: 5.5 percent of Corporate Fund Gross Revenues
2. Unexpected Expenditures: 1 percent of Corporate Fund Expenditures
3. Insufficient Operating Cash: 8 percent of Corporate Fund Expenditures

In any given year, the President may request that the Board waive this policy as operations demand. However, it is the intention of the President and the Board that this policy is adhered to in normal years. If, in any given year, the fund balance declines below the level specified by this policy, budgeted increases in the Fund Balance should be made over a maximum three-year period to bring the fund balance in accordance with the policy.

Management of the District is responsible for establishing and maintaining an internal control structure designed to ensure that the assets of the District are protected from loss, theft or misuse, and to ensure that adequate accounting data is compiled to allow for the preparation of financial statements in conformity with accounting principles generally accepted in the United States of America. The internal control structure is designed to provide reasonable, but not absolute, assurance that these objectives are met. The concept of reasonable assurance recognizes that the cost of a control should not exceed the benefits likely to be derived from it, and that the valuation of costs and benefits requires estimates and the use of experienced judgments by management.

As a recipient of Federal and State financial assistance, the District is also responsible for ensuring that an adequate internal control structure is in place to ensure compliance with applicable laws and regulations related to those programs. This internal control structure is subject to periodic evaluation by management and independent auditors.

² These percentages assume an allowance for uncollectible receivables based on a moving 5-year average of uncollected receivables and a minimum employee turnover of 5 percent. Use of the Working Cash fund is also assumed.

Awards and Acknowledgements

This is the 12th year that the District has prepared the CAFR using the financial reporting requirements as described by GASB Statement No. 34, *Basic Financial Statements - and Management's Discussion and Analysis - for State and Local Governments* (GASB 34). This GASB Statement requires that management provide a narrative introduction, overview and analysis to accompany the basic financial statements in the form of Management's Discussion & Analysis (MD&A).

The Government Finance Officers Association of the United States and Canada (GFOA) awarded a Certificate of Achievement for Excellence in Financial Reporting to the Forest Preserve District of Cook County for its Comprehensive Annual Financial Report for the fiscal year ended December 31, 2012. In order to be awarded a Certificate of Achievement, a government must publish an easily readable and efficiently organized comprehensive annual financial report. This report must satisfy both accounting principles generally accepted in the United States of America and applicable legal requirements.


A Certificate of Achievement is valid for a period of one year only. We believe that our 2013 CAFR continues to meet the Certificate of Achievement Program's requirements and we will submit it to the GFOA to determine its eligibility for another certificate.

The preparation and completion of this CAFR represents the culmination of numerous efforts by many Forest Preserve District employees, and the cooperation and assistance of the accounting firm engaged to audit the District's operations.

We would like to express our sincere appreciation to the members of our staff, and the staff of Baker Tilly Virchow Krause, LLP, for making this report possible.

This CAFR reflects our ongoing commitment to the citizens of Cook County, the Board of Commissioners and all interested readers of this report to provide information in conformity with the highest standards of financial reporting.

Respectfully submitted,



Timothy J. Hicks
Comptroller



Government Finance Officers Association

**Certificate of
Achievement
for Excellence
in Financial
Reporting**

Presented to

**Forest Preserve District
of Cook County, Illinois**

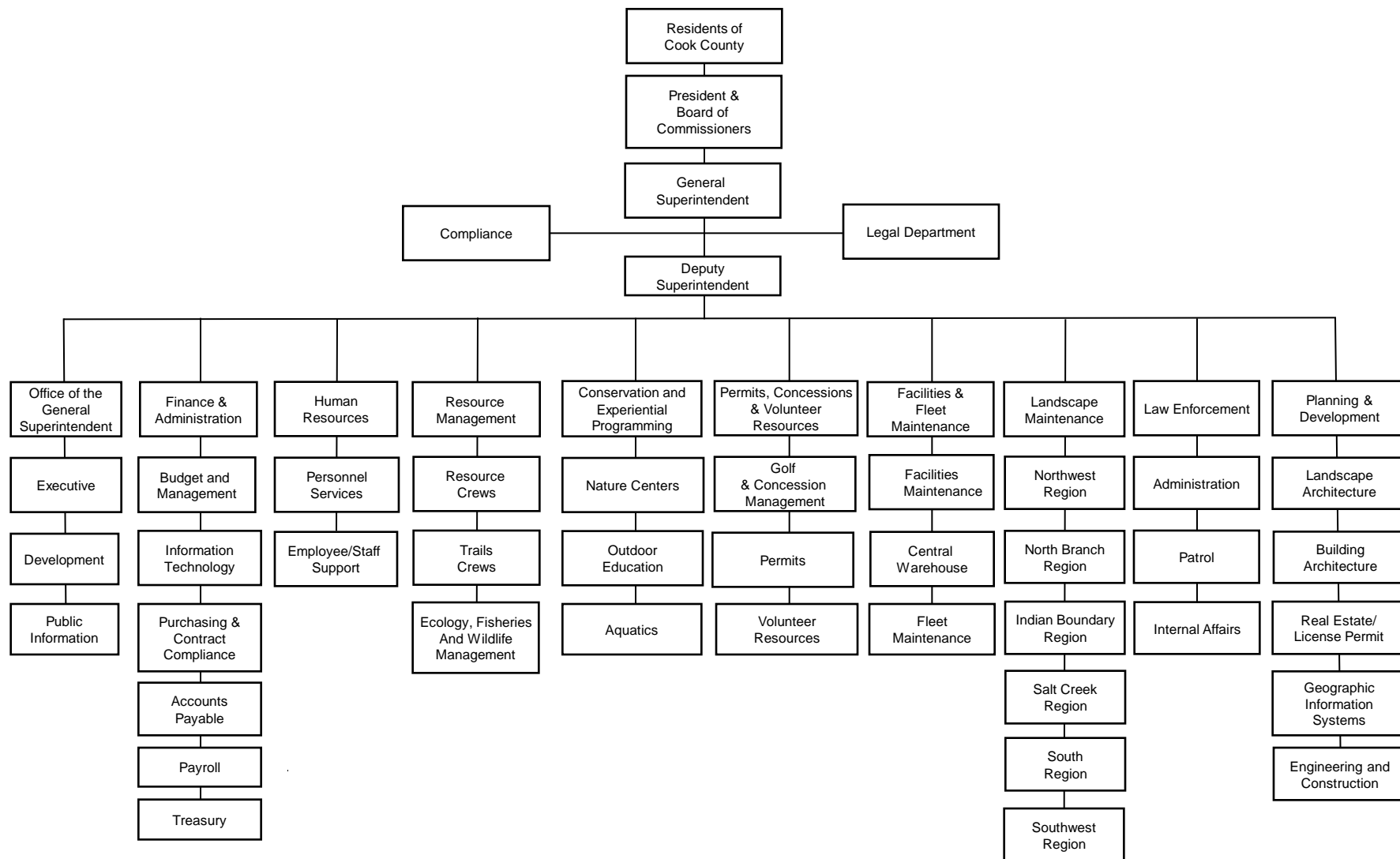
For its Comprehensive Annual
Financial Report
for the Fiscal Year Ended

December 31, 2012

A handwritten signature in black ink, reading "Jeffrey R. Emswiler". The signature is fluid and cursive.

Executive Director/CEO

Forest Preserve District of Cook County



**FOREST PRESERVE DISTRICT
OF COOK COUNTY, ILLINOIS**

LIST OF PRINCIPAL OFFICIALS

FISCAL YEAR 2013

AND

BOARD OF FOREST PRESERVE DISTRICT COMMISSIONERS

**HONORABLE TONI PRECKWINKLE
PRESIDENT**

**HONORABLE GREGG GOSLIN
CHAIRMAN, COMMITTEE ON FINANCE**

**HONORABLE ELIZABETH "LIZ" DOODY GORMAN
CHAIRMAN, AUDIT COMMITTEE**

**JERRY BUTLER
EARLEAN COLLINS
JOHN P. DALEY
JOHN A. FRITCHEY
BRIDGET GAINER
JESUS G. GARCIA
ELIZABETH "LIZ" DOODY GORMAN
GREGG GOSLIN**

**STANLEY MOORE
JOAN P. MURPHY
EDWIN REYES
TIMOTHY O. SCHNEIDER
PETER N. SILVESTRI
DEBORAH SIMS
ROBERT STEELE
LARRY SUFFREDIN
JEFFREY TOBOLSKI**

KEY MANAGEMENT

**ARNOLD RANDALL
GENERAL SUPERINTENDENT**

**TIMOTHY J. HICKS
COMPTROLLER**



Baker Tilly Virchow Krause, LLP
1301 W 22nd St, Ste 400
Oak Brook, IL 60523-3389
tel 630 990 3131
fax 630 990 0039
bakertilly.com

INDEPENDENT AUDITORS' REPORT

To the Honorable President and Members of the Board of Commissioners
Forest Preserve District of Cook County, Illinois
Chicago, Illinois

Report on the Financial Statements

We have audited the accompanying financial statements of the governmental activities, the discretely presented component units, each major fund, and the aggregate remaining fund information of the Forest Preserve District of Cook County, Illinois, as of and for the year ended December 31, 2013, and the related notes to the financial statements, which collectively comprise the Forest Preserve District of Cook County, Illinois' basic financial statements as listed in the table of contents.

Management's Responsibility for the Financial Statements

Management is responsible for the preparation and fair presentation of these financial statements in accordance with accounting principles generally accepted in the United States of America; this includes the design, implementation, and maintenance of internal control relevant to the preparation and fair presentation of financial statements that are free from material misstatement, whether due to fraud or error.

Auditors' Responsibility

Our responsibility is to express opinions on these financial statements based on our audit. We did not audit the financial statements of the Chicago Horticultural Society or the Chicago Zoological Society. We also did not audit the financial statements of the Pension Fund and the Postemployment Group Health Benefit Fund, which represent 83.1 percent, 97.0 percent, and 85.0 percent, respectively, of assets, net position/fund balances, and revenues of the aggregate remaining fund information. Those statements were audited by other auditors whose reports have been furnished to us, and our opinion, insofar as it relates to the amounts included for Chicago Horticultural Society, the Chicago Zoological Society, the Pension Fund and the Postemployment Group Health Benefit Fund, is based solely on the report of the other auditors. We conducted our audit in accordance with auditing standards generally accepted in the United States of America. Those standards require that we plan and perform the audit to obtain reasonable assurance about whether the financial statements are free from material misstatement.

To the Honorable President and Members of the Board of Commissioners
Forest Preserve District of Cook County, Illinois

An audit involves performing procedures to obtain audit evidence about the amounts and disclosures in the financial statements. The procedures selected depend on the auditors' judgment, including the assessment of the risks of material misstatement of the financial statements, whether due to fraud or error. In making those risk assessments, the auditor considers internal control relevant to the Forest Preserve District of Cook County, Illinois' preparation and fair presentation of the financial statements in order to design audit procedures that are appropriate in the circumstances but not for the purpose of expressing an opinion on the effectiveness of the Forest Preserve District of Cook County, Illinois' internal control. Accordingly, we express no such opinion. An audit also includes evaluating the appropriateness of accounting policies used and the reasonableness of significant accounting estimates made by management, as well as evaluating the overall presentation of the financial statements.

We believe that the audit evidence we have obtained is sufficient and appropriate to provide a basis for our audit opinions.

Opinions

In our opinion, based on our audit and the report of other auditors, the financial statements referred to above present fairly, in all material respects, the respective financial position of the governmental activities, the discretely presented component units, each major fund, and the aggregate remaining fund information of the Forest Preserve District of Cook County, Illinois', as of December 31, 2013 and the respective changes in financial position and, where applicable, cash flows thereof for the year then ended in accordance with accounting principles generally accepted in the United States of America.

Emphasis of Matter

As discussed in Note I, the Forest Preserve District of Cook County, Illinois' adopted the provisions of GASB Statement No. 65, *Items Previously Reported as Assets and Liabilities*, effective January 1, 2013. Our opinions are not modified with respect to this matter.

Other Matters

Required Supplementary Information

Accounting principles generally accepted in the United States of America require that the required supplementary information as listed in the table of contents be presented to supplement the basic financial statements. Such information, although not a part of the basic financial statements, is required by the Governmental Accounting Standards Board who considers it to be an essential part of financial reporting for placing the basic financial statements in an appropriate operational, economic, or historical context. We and other auditors have applied certain limited procedures to the required supplementary information in accordance with auditing standards generally accepted in the United States of America, which consisted of inquiries of management about the methods of preparing the information and comparing the information for consistency with management's responses to our inquiries, the basic financial statements, and other knowledge we obtained during our audit of the basic financial statements. We do not express an opinion or provide any assurance on the information because the limited procedures do not provide us with sufficient evidence to express an opinion or provide any assurance.

To the Honorable President and Members of the Board of Commissioners
Forest Preserve District of Cook County, Illinois

Supplementary Information

Our audit was conducted for the purpose of forming opinions on the financial statements that collectively comprise the Forest Preserve District of Cook County, Illinois' basic financial statements. The supplementary information as listed in the table of contents is presented for purposes of additional analysis and is not a required part of the basic financial statements. Such information is the responsibility of management and was derived from and relates directly to the underlying accounting and other records used to prepare the basic financial statements. The information has been subjected to the auditing procedures applied in the audit of the basic financial statements and certain additional procedures, including comparing and reconciling such information directly to the underlying accounting and other records used to prepare the basic financial statements or to the basic financial statements themselves, and other additional procedures in accordance with auditing standards generally accepted in the United States of America. In our opinion, the supplementary information is fairly stated in all material respects, in relation to the basic financial statements as a whole.

Other Information

Our audit was conducted for the purpose of forming opinions on the financial statements that collectively comprise the Forest Preserve District of Cook County, Illinois' basic financial statements. The Introductory Section and Statistical Section are presented for purposes of additional analysis and are not a required part of the basic financial statements. Such information has not been subjected to the auditing procedures applied in the audit of the basic financial statements, and accordingly, we do not express an opinion or provide any assurance on it.


Oak Brook, Illinois
August 7, 2014

FOREST PRESERVE DISTRICT OF COOK COUNTY, ILLINOIS

MANAGEMENT'S DISCUSSION AND ANALYSIS

December 31, 2013

(Unaudited)

The discussion and analysis of Forest Preserve District of Cook County, Illinois' (the "District") financial performance provides an overall review of the District's financial activities for the year ended December 31, 2013. The management of the District encourages readers to consider the information presented herein in conjunction with the transmittal letter found in the introductory section and the basic financial statements to enhance their understanding of the District's financial performance. Certain comparative information between the current year and the prior is required to be presented in the Management's Discussion and Analysis (the "MD&A").

Financial Highlights

- The assets of the District exceeded its liabilities at the close of the most recent fiscal year by \$275.6 million (net position). Of this amount, \$23.7 million is restricted for construction & development, grants and debt service. Additionally, the \$13.4 million Working Capital Fund was classified as permanently restricted in accordance with GASB 54. The classification results in unrestricted net position of (\$16.7) million.
- In total, government wide net position decreased by \$17.4 million. Most of the changes in assets and liabilities are due to the 2013 principal repayment and increase in net pension and post-employment benefit obligations.
- As of the close of the current fiscal year, the District's governmental funds reported combined ending fund balances of \$194.6 million, a decrease of \$11.9 million in comparison with the prior year. Approximately \$37.3 million is available for spending at the government's discretion (unassigned fund balance). However, \$7.5 million has been designated under the District's minimum fund balance policy and cannot be spent.
- General revenues accounted for \$67.5 million in revenue or 92.3% of all governmental revenues. Program specific revenues in the form of charges for services and fees and grants accounted for \$5.7 million or 7.7% of total governmental revenues of \$73.2 million.
- The District had \$90.6 million in expenses related to government activities. However, only \$5.7 million of these expenses were offset by program specific charges and grants.
- At the end of the current fiscal year, unassigned fund balance for the Corporate Fund was \$37.3 million, or 79% of total Corporate Fund expenditures.
- The District's total long-term liabilities increased by \$2.4 million during the current year to \$262.8 million primarily due to increases in the net pension and postemployment benefit obligations.

FOREST PRESERVE DISTRICT OF COOK COUNTY, ILLINOIS

MANAGEMENT'S DISCUSSION AND ANALYSIS

December 31, 2013

(Unaudited)

Overview of the Financial Statements

This discussion and analysis are intended to serve as an introduction to the District's basic financial statements. The basic financial statements are comprised of three components:

- Government-wide financial statements,
- Fund financial statements, and
- Notes to basic financial statements.

This report also contains other supplementary information in addition to the basic financial statements.

Government-wide financial statements

The government-wide financial statements are designed to provide readers with a broad overview of the District's finances, in a manner similar to a private-sector business, and are reported using the accrual basis of accounting and economic resources measurement focus.

The statement of net position presents information on all of the District's assets, deferred outflows of resources, liabilities, and deferred inflows of resources, with the difference between these reported as net position. Over time, increases or decreases in net position may serve as a useful indicator of whether the financial position of the District is improving or deteriorating.

The statement of activities presents information showing how the government's net position changed during the fiscal year being reported. All changes in net position are reported as soon as the underlying event giving rise to the change occurs, regardless of the timing of related cash flows. Thus, revenues and expenses are reported in this statement for some items that will only result in cash flows in future fiscal periods.

The government-wide financial statements consist of one type of activity - governmental. Governmental activities present the functions of the District that are principally supported by taxes and intergovernmental revenues. The District's governmental activities include functions like general government.

The District is administered by a General Superintendent and Department Heads from each of ten departments (with the General Superintendent also heading the General Office Department). The other departments comprising the District are Finance and Administration, Human Resources, Resource Management, Landscape Maintenance, Facilities and Fleet Maintenance, Recreation, Volunteer Resources and Permits, Law Enforcement, Legal, and Planning and Development.

General Office contains the executive office including the General Superintendent and the District's development and communications functions.

Finance and Administration is responsible for all financial functions and administrative functions including general management accounting, billing and collection, information technology, Treasury, internal and external auditing, preparation of the annual budget and purchasing.

FOREST PRESERVE DISTRICT OF COOK COUNTY, ILLINOIS

MANAGEMENT'S DISCUSSION AND ANALYSIS

December 31, 2013

(Unaudited)

Human Resources administers Cook County's Human Resource Ordinance and handles all personnel issues including applications for benefits, processing of resignations and terminations and requests for family medical leave. It works with Cook County's Human Resources department in recruiting qualified individuals for District positions.

Resource Management manages the District's education programs, trails coordination, fisheries and wildlife management, resource ecology, land management, and nature centers.

Recreation, Volunteer Resources and Permits, issues permits for public use of District properties such as picnics, cabin rentals, camping, dog friendly areas, equestrian activities, model air planes, soccer and baseball. It issues special use permits for tents, caterers, rides, amplified sound and commercial photography. It also licenses concessions, operates aquatic facilities, and monitors the private management of the District's golf courses and driving ranges. This Department also coordinates special events and administers the volunteer resources program.

Landscape Maintenance is responsible for the care and maintenance of picnic areas, scavenger services, mowing and trails.

Facilities and Fleet Maintenance provides a variety of routine maintenance, repairs, renovations, and services to help ensure properly maintained facilities, fleet, equipment, and infrastructures, while utilizing the latest energy efficient technologies, improving productivity & responsiveness.

Legal provides legal services to the District, either through District legal staff or supervision of outside counsel. It provides legal advice; drafts ordinances; handles land acquisition legal matters; interprets legal statutes affecting the District; and manages lawsuits. It handles employee matters which involve administrative bodies such as the EEOC, the Labor Board and Civil Service Commission. It also responds to requests for information under the Illinois Freedom of Information Act, administers workers compensation claims and oversees the District's land acquisition program.

Law Enforcement patrols all District properties; enforces all state, county and District laws and ordinances to serve and protect patrons, property and natural lands of the District; and issues tickets and fines for violators.

Planning and Development plans, designs and implements capital improvements and restoration programs at District sites. It is comprised of the following sections: landscape architecture, engineering and construction, building architecture, real estate and licensing, and geographic information systems.

In addition to general governmental services, the District has two component units that are included in the reporting entity, due to the significance of their operational and/or financial relationships with the District: the Brookfield Zoo and the Chicago Botanic Garden. The District has long-term operating agreements with these two world-class institutions located on Forest Preserve District land. Additional information on these component units can be found in the notes to the financial statements.

FOREST PRESERVE DISTRICT OF COOK COUNTY, ILLINOIS

MANAGEMENT'S DISCUSSION AND ANALYSIS

December 31, 2013

(Unaudited)

Fund financial statements

A fund is a grouping of related accounts that is used to maintain control over resources that have been segregated for specific activities or objectives. The District uses fund accounting to ensure and demonstrate compliance with finance-related legal requirements. All of the funds of the District can be divided into three categories: governmental funds, proprietary funds, and fiduciary funds.

Governmental funds

Governmental funds are used to account for essentially the same functions reported as governmental activities in the government-wide financial statements and are reported using the modified accrual basis of accounting and current financial resources measurement focus. The governmental fund statements provide a detailed short-term view of the District's general government operations and the basic services it provides. However, unlike the government-wide financial statements, governmental fund financial statements focus on near-term inflows and outflows of spendable resources; as well as, on balances of spendable resources available at the end of the fiscal year. Such information may be useful in evaluating a District's near-term financing requirements.

Because the focus of governmental funds is narrower than that of the government-wide financial statements, it is useful to compare the information presented for governmental funds with similar information presented for governmental activities in the government-wide financial statements. By doing so, readers may better understand the long-term impact of the government's near-term financing decisions. Both the governmental fund balance sheet and the governmental fund statement of revenues, expenditures and changes in fund balances provide a reconciliation to facilitate this comparison between governmental funds and governmental activities.

The District maintains six major individual governmental funds. Information is presented separately in the governmental fund balance sheet and in the governmental fund statement of revenues, expenditures and changes in fund balances for the Corporate Fund, Bond and Interest Fund, Construction and Development Fund, Capital Improvement Fund, 2012 Capital Improvement Bonds Fund, and Real Estate Acquisition Fund, all of which are considered to be major funds. Data from the remaining governmental funds are combined into a single, aggregated presentation. Individual fund data for each of these non-major governmental funds is provided in the form of combining schedules elsewhere in this report. The District adopts an annual budget for each of the major funds listed above. A budgetary comparison statement has been provided for each major fund to demonstrate compliance with this budget.

Proprietary funds

Proprietary funds provide the same type of information as the government-wide financial statements, only in more detail. The District maintains one type of proprietary fund - internal service. Internal service funds are an accounting device used to accumulate and allocate costs internally among the District's various functions.

FOREST PRESERVE DISTRICT OF COOK COUNTY, ILLINOIS

MANAGEMENT'S DISCUSSION AND ANALYSIS

December 31, 2013

(Unaudited)

The District uses the internal service fund to account for the financing of self-insurance-related expenditures, including all workers' compensation claims, tort judgments/settlements, and associated legal fees. Charges for services come from the Corporate Fund through contributions into the Self-Insurance Fund. Because these services predominantly benefit governmental functions, they have been included within governmental activities in the government-wide financial statements. The self-insurance operations are presented in the proprietary fund financial statements.

Fiduciary funds

Fiduciary funds are used to account for resources held for the benefit of parties outside the District. Fiduciary funds are not reflected in the government-wide financial statement because the resources of those funds are not available to support the District's own programs. The accounting used for fiduciary funds is much like that for the government-wide financial statements. The District reports activities of the Forest Preserve District Employees Annuity and Benefit Fund of Cook County (Pension Fund) as a fiduciary fund.

Notes to basic financial statements

The notes to the financial statements provide additional information that is essential to a full understanding of the data provided in the government-wide and fund financial statements.

Other information

In addition to the basic financial statements and accompanying notes, this report also presents certain required supplementary information concerning the District's contributions and funding progress of the Forest Preserve District Employees' Annuity and Benefit Fund of Cook County, as well as, budget to actual comparisons of the funds. Supplementary schedules include combining schedules of all non-major funds, individual fund schedules for all funds with an approved budget, and the internal service fund.

FOREST PRESERVE DISTRICT OF COOK COUNTY, ILLINOIS

MANAGEMENT'S DISCUSSION AND ANALYSIS December 31, 2013 (Unaudited)

Government-Wide Financial Analysis

Table 1
Condensed Statements of Net Position
(in millions of dollars)

	<u>Governmental Activities</u>		
	<u>2013</u>	<u>2012*</u>	<u>Change</u>
Assets			
Current and other assets	\$ 306.2	\$ 324.8	(5.7)%
Capital assets	<u>320.6</u>	<u>319.1</u>	0.5%
Total assets	<u>626.8</u>	<u>643.9</u>	(2.7)%
Deferred Outflows of Resources			
Deferred charge on refunding	<u>0.8</u>	<u>-</u>	
Liabilities			
Long-term liabilities	262.8	259.6	1.2%
Other liabilities	<u>24.8</u>	<u>91.3</u>	(72.8)%
Total liabilities	<u>287.6</u>	<u>350.9</u>	(18.0)%
Deferred Inflows of Resources			
Property taxes levied for future periods	<u>64.4</u>	<u>-</u>	
Net position			
Net investment in capital assets	255.1	260.6	(2.1)%
Restricted	37.2	36.4	2.2%
Unrestricted	<u>(16.7)</u>	<u>(4.0)</u>	317.5%
Total net position	<u>\$ 275.6</u>	<u>\$ 293.0</u>	(5.9)%

* In 2013, the District adopted GASB Statement No. 65, *Items Previously Reported as Assets and Liabilities*, which changed accounting policies related to reporting certain items previously reported as assets and liabilities. The 2012 Statement of Net Position was not restated for the implementation of this standard.

Normal Impacts

There are six basic (normal) transactions that will affect the comparability of the Statement of Net Position summary presentation.

Net results of activities – which will impact (increase/decrease) current assets and unrestricted net position.

Borrowing for capital – which will increase current assets and long-term debt.

FOREST PRESERVE DISTRICT OF COOK COUNTY, ILLINOIS

MANAGEMENT'S DISCUSSION AND ANALYSIS

December 31, 2013

(Unaudited)

Spending borrowed proceeds on new capital – which will: (a) reduce current assets and increase capital assets; and, (b) increase capital assets and long-term debt, which will not change the net investment in capital assets.

Spending of non-borrowed current assets on new capital – which will: (a) reduce current assets and increase capital assets; and, (b) will reduce unrestricted net position and increase net investment in capital assets.

Principal payment on debt – which will: (a) reduce current assets and reduce long-term debt; and, (b) reduce unrestricted net position and increase net investment in capital assets.

Reduction of capital assets through depreciation – which will reduce capital assets and net investment in capital assets.

Current Year Impacts

As noted earlier, net position may serve over time as a useful indicator of a government's financial position. In the case of the District, total net position decreased by \$17.4 million from \$293.0 million to \$275.6 million. This nominal fluctuation does not suggest any significant change in the District's overall financial position. The District's total assets and deferred outflows of resources equal \$627.6 million. The District's total liabilities and deferred inflows of resources equal \$352.0 million.

By far the largest portion of the District's net position reflects its investment in capital assets (e.g., land, buildings, and equipment), less any related debt used to acquire those assets that are still outstanding. The District uses these capital assets to provide services to citizens; consequently, these assets are not available for future spending. Although the District's investment in its capital assets is reported net of related debt, it should be noted that the resources needed to repay this debt must be provided from other sources, since the capital assets themselves cannot be used to liquidate these liabilities.

A portion of the net position of the governmental activities (\$23.8 million) is restricted for construction & development, grants and debt service. Additionally, \$13.4 million of unrestricted net position in the working capital fund was classified as permanently restricted in accordance with GASB 54. The classification results in an unrestricted combined net position for governmental activities of (\$16.7) million.

The District's cash and short-term investments from governmental activities decreased by \$13.7 million. Capital assets, net of accumulated depreciation, increased by \$1.5 million from the value of construction improvements and land which was added to the District's fixed assets in 2013. Deferred outflows of resources increased \$0.8 million. These increases in assets and deferred outflows of resources were offset by a net increase in long-term liabilities in the governmental activities of \$3.2 million. Current and other liabilities decreased by \$66.5 million while deferred inflows of resources increased \$64.4 million, for a total increase in liabilities and deferred inflows of resources of \$1.1 million for 2013.

Total Claims Payable and Provision for Settlement of Tort combined for a \$2.3 million liability to the Self-Insurance Fund, which increased from a \$1.9 million liability in FY 2012.

FOREST PRESERVE DISTRICT OF COOK COUNTY, ILLINOIS

MANAGEMENT'S DISCUSSION AND ANALYSIS December 31, 2013 (Unaudited)

Table 2
Condensed Statements of Activities
(in millions of dollars)

	<u>Governmental Activities</u>		
	<u>2013</u>	<u>2012</u>	<u>Change</u>
Revenues			
<i>Program revenues</i>			
Charges for services	\$ 4.8	\$ 4.5	6.7%
Operating grants and contributions	0.5	0.2	150.0%
Capital grants and contributions	0.4	-	
<i>General revenues</i>			
Property taxes	59.5	62.6	-5.0%
Other taxes	7.3	6.2	17.7%
Other general revenues	<u>0.7</u>	<u>0.4</u>	75.0%
Total revenues	<u>73.2</u>	<u>73.9</u>	-0.9%
Expenses			
General government	14.0	12.1	15.7%
Resource management	11.0	10.7	2.8%
Recreation and general maintenance	27.7	24.9	11.2%
Public safety	14.0	11.5	21.7%
Real estate acquisition	0.2	1.3	-84.6%
Planning and development	13.9	8.7	59.8%
Interest and fiscal charges	<u>9.8</u>	<u>6.2</u>	58.1%
Total expenses	<u>90.6</u>	<u>75.4</u>	20.2%
Change in net position	(17.4)	(1.5)	1,060.0%
Net position, beginning of year	<u>293.0</u>	<u>294.5</u>	-0.5%
Net position end of year	<u>\$ 275.6</u>	<u>\$ 293.0</u>	-5.9%

FOREST PRESERVE DISTRICT OF COOK COUNTY, ILLINOIS

MANAGEMENT'S DISCUSSION AND ANALYSIS

December 31, 2013

(Unaudited)

Normal Impacts

There are eight basic (normal) impacts that will affect the comparability of the revenues and expenses on the Statement of Activities summary presentation.

Revenues

Economic condition – which can reflect a declining, stable or growing economic environment, and has substantial impact on state replacement tax revenue; as well as, public spending habits for building permits, elective user fees, and volumes of consumption.

Increase/decrease in 2012 approved rates – while certain tax rates are set by statute, the District has significant authority to impose and periodically increase/decrease rates (real estate license fees, dog tag fees, etc.).

Changing patterns in intergovernmental and grant revenue (both recurring and non-recurring) – certain recurring revenues (state shared revenues, etc.) may experience significant changes periodically while non-recurring grants are less predictable and often distorting in their impact on year to year comparisons.

Market impacts on investment income – the District's investments may be affected by market conditions causing investment income to increase/decrease.

Expenses

Introduction of new programs – within the functional expense categories (general government, public safety, public works, and community development), individual programs may be added or deleted to meet changing community needs.

Change in authorized personnel – changes in service demand may cause the District to increase/decrease authorized staffing. Staffing costs (salary and related benefits) represent the largest operating cost of the District.

Salary increases (annual adjustments and merit) – the ability to attract and retain human and intellectual resources requires the District to strive to approach a competitive salary range position in the marketplace.

Inflation – while overall inflation appears to be reasonably modest, the District is a major consumer of certain commodities such as supplies, fuel, and parts. Some functions may experience unusual commodity specific increases.

Current Year Impacts

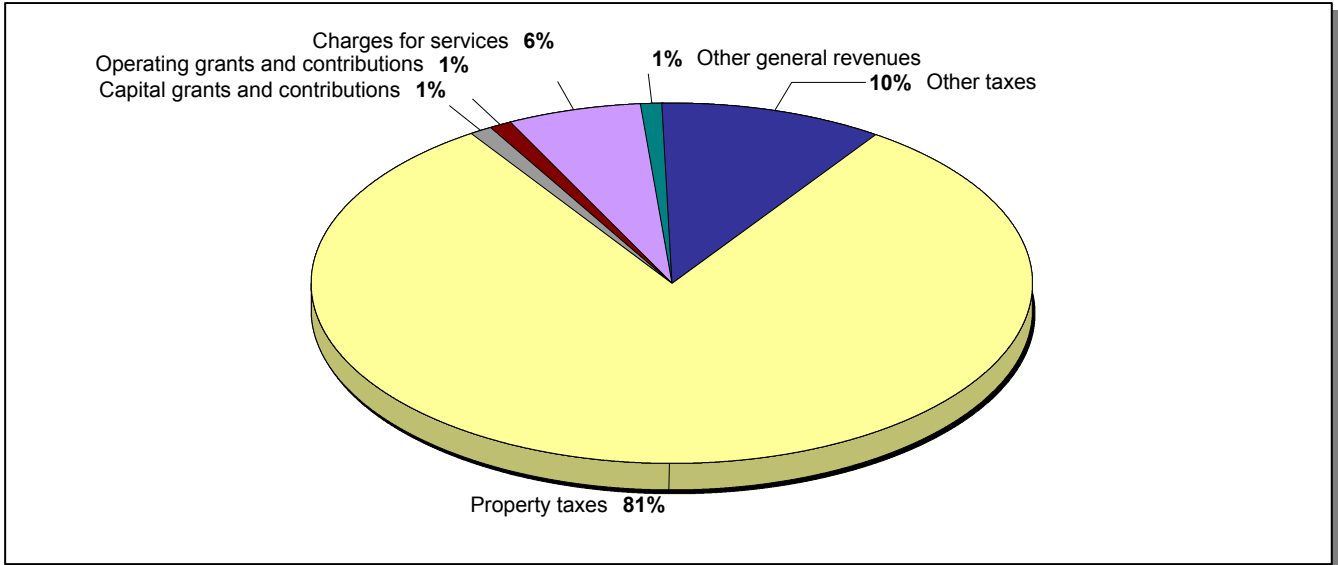
The Governmental Activities experienced a decrease in revenue due to decreased receipt of property taxes. This decrease combined with increased recreation and maintenance, public safety, and planning & development spending resulted in a decrease in net position to \$275.6 million compared to \$293.0 million in the prior fiscal year. Overall, the District's financial position has remained the same as the prior fiscal year.

FOREST PRESERVE DISTRICT OF COOK COUNTY, ILLINOIS

MANAGEMENT'S DISCUSSION AND ANALYSIS December 31, 2013 (Unaudited)

Governmental Activities

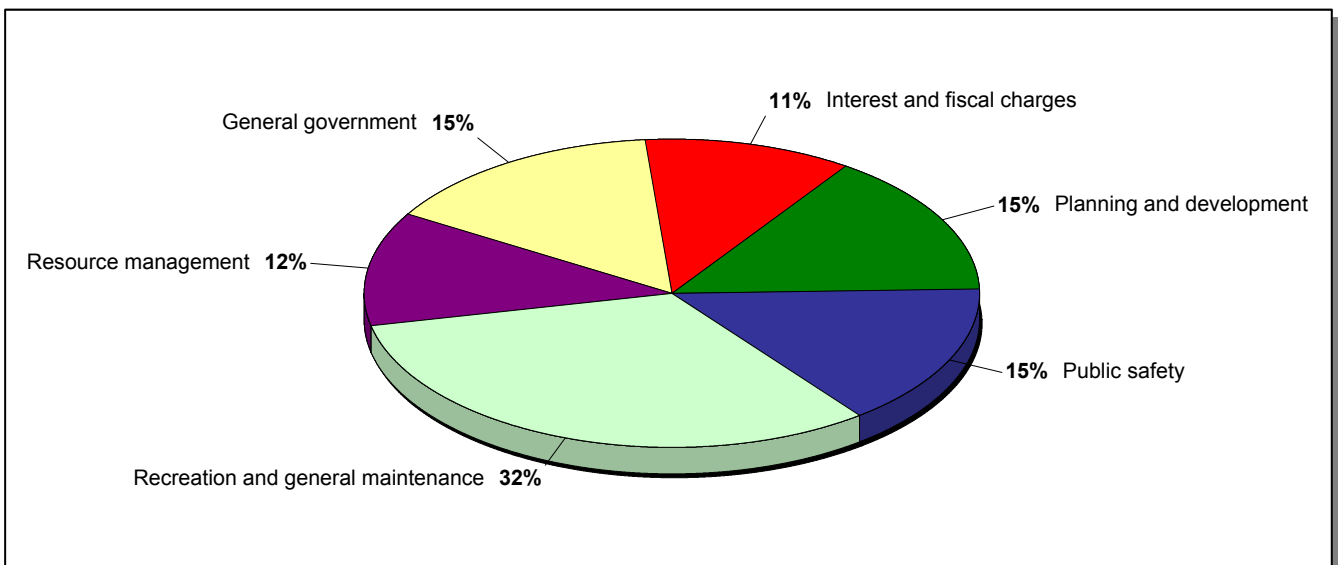
Governmental Revenues by Source



Revenues

Program revenue increased in 2013 by \$1.0 million as grant revenue and charges for service increased. Total general revenue decreased by \$1.7 million from last year, primarily due to a \$3.1 million decrease in Property Tax collections.

Governmental Expenses by Function



FOREST PRESERVE DISTRICT OF COOK COUNTY, ILLINOIS

MANAGEMENT'S DISCUSSION AND ANALYSIS

December 31, 2013

(Unaudited)

Expenses

Expenses increased by \$15.2 million for the year, driven by a \$11.6 million increase in Planning and Development, Recreation and General Maintenance and Interest & Fiscal charges. Most of the increase in expenses came from filling positions that had been vacant for a long time.

Financial Analysis of the District's Funds

Corporate Fund

The Corporate Fund is the primary operating fund of the District. At the end of the current fiscal year, the fund balance of the Corporate Fund was \$43.8 million, compared to \$41.9 million in the previous fiscal year. Of that, \$37.3 million was unassigned, compared with \$39.9 in 2012. Revenue exceeded departmental expenditures by \$3.5 million; each department spent less overall than budgeted. Transfers out reduced the excess by \$1.6 million, resulting in an overall Corporate fund balance increase of \$1.9 million. Although Property Tax collections were \$1.9 million less than 2012, 2013 collections exceeded expected levels due to collections of TIF surplus, collections for prior years, and late payments that would have normally been received in 2012 being received and recorded in FY 2013.

Bond and Interest Fund

The purpose of the Bond and Interest Fund is to accumulate resources for and to pay debt service for the District. This fund ended the year with a \$12.1 million fund balance, which represented a decrease of \$2.7 million over the prior fiscal year. This balance exceeds the requirements for debt service payments, and with its 2014 budget the District has begun to take steps to reduce this balance so that it only contains funds adequate to make required principal and interest payments.

Construction and Development Fund

The Construction and Development Fund is used to account for all capital projects funded by property taxes. Most large capital projects since FY 2005 have been funded out of the Capital Improvement and the Grant funds. This fund has been used primarily to fund small, short term projects such as the immediate repair or replacement of a shelter roof. It has also been used to fund matches on grants received by third parties such as the federal government. This fund had an ending fund balance of \$11.2 million at the end of FY 2013. Since property taxes are levied annually, Construction and Development funds are tracked and accounted for annually based on tax year. Appropriations to this fund are held for 5 years. Therefore, the \$11.2 million is a combined balance for the previous 5 years' Construction and Development tax levies.

Capital Improvement Fund

The purpose of the Capital Improvement Fund is to accumulate resources to fund various capital improvement projects at the District. After capital expenditures of \$9.4 million in 2013, this fund had a fund balance of \$4.2 million at the end of FY 2013.

FOREST PRESERVE DISTRICT OF COOK COUNTY, ILLINOIS

MANAGEMENT'S DISCUSSION AND ANALYSIS

December 31, 2013

(Unaudited)

2012 Capital Improvement Bonds Fund

The purpose of the 2012 Capital Improvement Bond Fund is to accumulate resources to fund various new capital improvement projects at the District. After capital expenditures of \$7.1 million in 2013, this fund had a fund balance of \$95.3 million at the end of FY 2013.

Real Estate Acquisition Fund

The purpose of the Real Estate Acquisition Fund is to accumulate resources to fund the purchase of real estate to increase the land holdings of the District. After capital expenditures of \$0.6 million in 2013, this fund had a fund balance of \$13.5 million at the end of FY2013.

General Fund Budgetary Highlights

The original Corporate Fund budget of the District was not amended during the year. The Corporate Fund realized revenues of \$50.6 million in 2013 versus a tax and non tax revenue budget of \$50.9 million.

Actual expenditures on the budgetary basis were \$4.4 million less than budgeted expenditures. Most of the variance is due to salary and benefit expenditures being less than budgeted.

The favorable variances eliminated the need for the Corporate Fund Balance contribution budgeted for 2013 operations.

Capital Assets and Debt Administration

Capital assets

The Forest Preserve District of Cook County's investment in capital assets for its governmental activities as of December 31, 2013 total \$320.6 million net of accumulated depreciation. This investment in capital assets includes land, buildings, trails, parking lots, shelters, bridges, equipment, comfort stations and vehicles. There was an increase in the District's net capital asset investment of \$1.5 million.

By the end of 2013, the District had compiled a total investment of \$384.7 million (\$320.6 million net of accumulated depreciation) in a broad range of capital assets. Total depreciation expense for the year was \$7.2 million. More detailed information about capital assets can be found in Note III.C of the basic financial statements.

FOREST PRESERVE DISTRICT OF COOK COUNTY, ILLINOIS

MANAGEMENT'S DISCUSSION AND ANALYSIS December 31, 2013 (Unaudited)

Table 3
Capital Assets (net of depreciation)
(in millions of dollars)

	<u>Governmental Activities</u>		
	<u>2013</u>	<u>2012</u>	<u>Change</u>
Land	\$ 202.3	\$ 200.1	1.1%
Construction in progress	14.9	13.4	11.2%
Land improvements	67.6	64.7	4.5%
Buildings	80.2	80.0	0.3%
Equipment and vehicles	19.7	17.8	10.7%
Total accumulated depreciation	<u>(64.1)</u>	<u>(56.9)</u>	12.7%
Total	<u>\$ 320.6</u>	<u>\$ 319.1</u>	0.5%

Debt Administration

Overall, the District's governmental activities report a total bonded debt of \$179.7 million. The District began the fiscal year with a balance of \$188.0 million in bonded debt and reduced debt by \$8.3 million, leaving a December 31, 2013 debt balance of \$179.7 million. More detailed information about debt administration can be found in Note III.E of the basic financial statements.

In 2013, the District's fiscal responsibility and sound financial decision-making allowed it to maintain its AA rating from both Standard and Poor's and Fitch. Moody's Investors Service downgraded its rating to A1 from Aa2. Moody's downgrade of the rating was based on the Agency's concern about the District's growing pension liabilities.

Table 4
Long-Term Debt
(in millions of dollars)

	<u>Governmental Activities</u>		
	<u>2013</u>	<u>2012</u>	<u>Change</u>
General obligation bonds	\$ 179.7	\$ 188.0	-4.4%
Other	<u>83.1</u>	<u>72.4</u>	14.8%
Total	<u>\$ 262.8</u>	<u>\$ 260.4</u>	0.9%

FOREST PRESERVE DISTRICT OF COOK COUNTY, ILLINOIS

MANAGEMENT'S DISCUSSION AND ANALYSIS

December 31, 2013

(Unaudited)

Factors Bearing on the District's Future

Although there were indicators that suggested that the economy is improving, Cook County continued to feel the effects of the prolonged economic downturn:

- According to the Bureau of Labor Statistics, the 2013 unemployment rate for Cook County decreased by 0.6% to 8.7% compared to 9.3% in 2012.
- Home sales transactions in Cook County increased during fiscal year 2013 by 36% to 77,011 compared to fiscal year 2012 sale transactions of 56,483.
- The District estimates that non property tax revenue will increase an estimated 5%. The property tax revenues received in FY 2013 were levied in 2012 and prior years.

Requests for Information

This financial report is designed to provide the District's citizens, taxpayers, and creditors with a general overview of the District's finances and to demonstrate the District's accountability for the money it receives. If you have questions about this report, need additional financial information, or would like a copy of the financial statements for the Chicago Zoological Society, Chicago Botanical Society, or the Forest Preserve Employees' Annuity and Benefit Fund of Cook County, contact the Finance Department:

Timothy Hicks, Comptroller
Forest Preserve District of Cook County, Illinois
69 W. Washington St., Suite 2060
Chicago, Illinois 60602

FOREST PRESERVE DISTRICT OF COOK COUNTY, ILLINOIS

STATEMENT OF NET POSITION As of December 31, 2013

	Primary Government	Component Units		Total Reporting Entity
	Governmental Activities	Chicago Horticultural Society	Chicago Zoological Society	
ASSETS				
Cash and cash equivalents	\$ 114,426,642	\$ 588,000	\$ 301,000	\$ 115,315,642
Investments	3,161,363	91,048,000	76,847,000	171,056,363
Receivables (net)				
Property taxes	64,912,352	-	94,000	65,006,352
Intergovernmental	1,818,597	-	-	1,818,597
Grants	518,829	-	-	518,829
Golf	551,282	-	-	551,282
Concession	86,731	-	-	86,731
Accrued interest	626,878	-	-	626,878
Loan	14,150,500	-	-	14,150,500
Other	2,551,651	17,205,000	5,203,000	24,959,651
Inventories and prepaid items	-	2,466,000	1,891,000	4,357,000
Due from primary government	-	-	512,000	512,000
Restricted assets				
Restricted investments	103,260,144	-	-	103,260,144
Restricted investments - capital assets	61,360	-	-	61,360
Capital assets				
Capital assets not being depreciated	217,180,096	3,054,000	1,243,000	221,477,096
Capital assets being depreciated	167,510,444	98,623,000	132,491,000	398,624,444
Less: Accumulated depreciation	(64,052,296)	-	-	(64,052,296)
Total Assets	<u>626,764,573</u>	<u>212,984,000</u>	<u>218,582,000</u>	<u>1,058,330,573</u>
DEFERRED OUTFLOWS OF RESOURCES				
Deferred charge on refunding	<u>887,275</u>	-	-	<u>887,275</u>
Total Deferred Outflows of Resources	<u>887,275</u>	-	-	<u>887,275</u>
LIABILITIES				
Accounts payable	7,085,465	3,158,000	3,657,000	13,900,465
Accrued payroll	1,376,629	-	1,993,000	3,369,629
Claims payable - current portion	2,340,000	-	-	2,340,000
Other liabilities	1,269,000	4,193,000	588,000	6,050,000
Unearned revenues	12,731,448	768,000	6,590,000	20,089,448
Deposits	82,217	-	-	82,217
Noncurrent liabilities				
Due within one year	8,303,816	-	375,000	8,678,816
Due in more than one year	<u>254,459,070</u>	<u>50,000,000</u>	<u>43,839,000</u>	<u>348,298,070</u>
Total Liabilities	<u>287,647,645</u>	<u>58,119,000</u>	<u>57,042,000</u>	<u>402,808,645</u>
DEFERRED INFLOWS OF RESOURCES				
Property taxes levied for future periods	<u>64,441,924</u>	-	-	<u>64,441,924</u>
Total Deferred Inflows of Resources	<u>64,441,924</u>	-	-	<u>64,441,924</u>

See accompanying notes to financial statements.

FOREST PRESERVE DISTRICT OF COOK COUNTY, ILLINOIS

STATEMENT OF NET POSITION As of December 31, 2013

	Primary Government	Component Units		
	Governmental Activities	Chicago Horticultural Society	Chicago Zoological Society	Total Reporting Entity
NET POSITION				
Net investment in capital assets	\$255,136,753	\$ -	\$ -	\$ 255,136,753
Restricted for				
Grants	1,073,461	-	-	1,073,461
Debt service	11,463,978	-	-	11,463,978
Construction and development	11,187,562	-	-	11,187,562
Working cash - permanent	13,422,719	-	-	13,422,719
Component units	-	61,908,000	24,959,000	86,867,000
Unrestricted	(16,722,194)	92,957,000	136,581,000	212,815,806
TOTAL NET POSITION	<u>\$275,562,279</u>	<u>\$154,865,000</u>	<u>\$161,540,000</u>	<u>\$ 591,967,279</u>

FOREST PRESERVE DISTRICT OF COOK COUNTY, ILLINOIS

STATEMENT OF ACTIVITIES For the Year Ended December 31, 2013

Functions/Programs	Expenses	Program Revenues		
		Charges for Services	Operating Grants and Contributions	Capital Grants and Contributions
Primary Government				
Governmental Activities				
General government	\$ 13,976,364	\$ 1,310,019	\$ -	\$ -
Resource management	11,024,040	-	257,531	-
Recreation and general maintenance	27,724,332	3,142,491	-	-
Public safety	13,992,721	309,497	-	-
Real estate acquisition	157,279	-	-	428,250
Planning and development	13,913,428	-	183,169	-
Interest and fiscal charges	9,779,504	-	-	-
Total Governmental Activities	<u>90,567,668</u>	<u>4,762,007</u>	<u>440,700</u>	<u>428,250</u>
Total Primary Government	<u>\$ 90,567,668</u>	<u>\$ 4,762,007</u>	<u>\$ 440,700</u>	<u>\$ 428,250</u>
Component Units				
Chicago Horticultural Society	\$ 40,490,000	\$ 11,398,000	\$ 26,907,000	\$ -
Chicago Zoological Society	<u>68,760,000</u>	<u>38,576,000</u>	<u>18,048,000</u>	<u>1,473,000</u>
Total Component Units	<u>\$ 109,250,000</u>	<u>\$ 49,974,000</u>	<u>\$ 44,955,000</u>	<u>\$ 1,473,000</u>
General Revenues				
Taxes				
Property taxes				
Personal property replacement taxes				
Investment income				
Miscellaneous				
Total General Revenues				
Change in net position				
NET POSITION - Beginning of Year				
NET POSITION - END OF YEAR				

See accompanying notes to financial statements.

Net (Expenses) Revenues and Changes in Net Position			
Primary Government	Component Units		
Governmental Activities	Chicago Horticultural Society	Chicago Zoological Society	Total Reporting Entity
\$ (12,666,345)	\$ -	\$ -	\$ (12,666,345)
(10,766,509)	-	-	(10,766,509)
(24,581,841)	-	-	(24,581,841)
(13,683,224)	-	-	(13,683,224)
270,971	-	-	270,971
(13,730,259)	-	-	(13,730,259)
(9,779,504)	-	-	(9,779,504)
(84,936,711)	-	-	(84,936,711)
(84,936,711)	-	-	(84,936,711)
-	(2,185,000)	-	(2,185,000)
-	-	(10,663,000)	(10,663,000)
-	(2,185,000)	(10,663,000)	(12,848,000)
59,534,868	9,195,000	14,360,000	83,089,868
7,256,846	356,000	749,000	8,361,846
366,260	13,363,000	3,393,000	17,122,260
382,816	1,544,000	1,330,000	3,256,816
67,540,790	24,458,000	19,832,000	111,830,790
(17,395,921)	22,273,000	9,169,000	14,046,079
292,958,200	132,592,000	152,371,000	577,921,200
<u>\$ 275,562,279</u>	<u>\$ 154,865,000</u>	<u>\$ 161,540,000</u>	<u>\$ 591,967,279</u>

See accompanying notes to financial statements.

FOREST PRESERVE DISTRICT OF COOK COUNTY, ILLINOIS

BALANCE SHEET GOVERNMENTAL FUNDS As of December 31, 2013

	Corporate Fund	Bond and Interest Fund	Construction and Development Fund	Capital Improvement Fund
ASSETS				
Cash and cash equivalents	\$ 65,434,029	\$ 3,998,024	\$ -	\$ 5,464,171
Investments	1,452,852	-	-	-
Receivables (net)				
Taxes	51,400,942	11,285,443	2,225,967	-
Intergovernmental	1,366,847	-	-	-
Grants	-	-	-	-
Golf	154,816	-	-	-
Concession	86,731	-	-	-
License fees	2,544,473	-	-	-
Accrued interest	4,258	-	-	-
Loans	-	-	-	-
Other	7,178	-	-	-
Interfund receivable	647,552	-	11,296,139	-
Restricted investments	-	8,035,925	-	-
Restricted investments - capital assets	-	-	-	61,360
TOTAL ASSETS	<u>\$123,099,678</u>	<u>\$ 23,319,392</u>	<u>\$ 13,522,106</u>	<u>\$ 5,525,531</u>

See accompanying notes to financial statements.

2012 Capital Improvement Bonds Fund	Real Estate Acquisition Fund	Nonmajor Governmental Funds	Totals
\$ -	\$ 205,000	\$ 16,075,396	\$ 91,176,620
-	-	1,708,511	3,161,363
-	-	-	64,912,352
-	451,750	-	1,818,597
-	-	518,829	518,829
-	-	396,466	551,282
-	-	-	86,731
-	-	-	2,544,473
622,368	-	252	626,878
-	14,150,500	-	14,150,500
-	-	-	7,178
-	-	2,656,192	14,599,883
95,224,219	-	-	103,260,144
-	-	-	61,360
<u>\$ 95,846,587</u>	<u>\$ 14,807,250</u>	<u>\$ 21,355,646</u>	<u>\$ 297,476,190</u>

See accompanying notes to financial statements.

FOREST PRESERVE DISTRICT OF COOK COUNTY, ILLINOIS

BALANCE SHEET GOVERNMENTAL FUNDS As of December 31, 2013

	Corporate Fund	Bond and Interest Fund	Construction and Development Fund	Capital Improvement Fund
LIABILITIES, DEFERRED INFLOWS OF RESOURCES, AND FUND BALANCES				
Liabilities				
Accounts payable	\$ 3,282,427	\$ -	\$ 160,811	\$ 1,278,886
Accrued payroll	1,376,629	-	-	-
Interfund payable	13,943,217	-	-	-
Other liabilities	-	-	-	-
Unearned revenues	7,961,047	-	-	-
Deposits	82,217	-	-	-
Total Liabilities	<u>26,645,537</u>	<u>-</u>	<u>160,811</u>	<u>1,278,886</u>
Deferred Inflows of Resources				
Property taxes levied for future purposes	51,018,616	11,187,880	2,173,733	-
Unavailable revenues for grants	-	-	-	-
Unavailable revenues for other	1,599,173	-	-	-
Total Deferred Inflows of Resources	<u>52,617,789</u>	<u>11,187,880</u>	<u>2,173,733</u>	<u>-</u>
Fund Balances				
Nonspendable for permanent funds	-	-	-	-
Restricted for grants	-	-	-	-
Restricted for bond and interest	-	12,131,512	-	-
Restricted for construction and development	-	-	11,187,562	-
Restricted for capital improvements	-	-	-	-
Committed for real estate acquisition	550,000	-	-	-
Committed for capital improvement	6,000,000	-	-	-
Committed for Beck Lake	-	-	-	-
Assigned to capital project funds	-	-	-	4,246,645
Unassigned fund balance	37,286,352	-	-	-
Total Fund Balances	<u>43,836,352</u>	<u>12,131,512</u>	<u>11,187,562</u>	<u>4,246,645</u>
TOTAL LIABILITIES, DEFERRED INFLOWS OF RESOURCES, AND FUND BALANCES	<u><u>\$123,099,678</u></u>	<u><u>\$ 23,319,392</u></u>	<u><u>\$ 13,522,106</u></u>	<u><u>\$ 5,525,531</u></u>

See accompanying notes to financial statements.

<u>2012 Capital Improvement Bonds Fund</u>	<u>Real Estate Acquisition Fund</u>	<u>Nonmajor Governmental Funds</u>	<u>Totals</u>
\$ 410,650	\$ 52,084	\$ 1,712,338	\$ 6,897,196
-	-	-	1,376,629
89,860	557,693	9,113	14,599,883
-	205,000	396,466	601,466
-	451,750	4,318,651	12,731,448
-	-	-	82,217
<u>500,510</u>	<u>1,266,527</u>	<u>6,436,568</u>	<u>36,288,839</u>
-	61,695	-	64,441,924
-	-	518,829	518,829
-	-	-	1,599,173
<u>-</u>	<u>61,695</u>	<u>518,829</u>	<u>66,559,926</u>
-	-	13,422,719	13,422,719
-	-	554,632	554,632
-	-	-	12,131,512
-	-	-	11,187,562
95,346,077	-	-	95,346,077
-	13,479,028	-	14,029,028
-	-	-	6,000,000
-	-	422,898	422,898
-	-	-	4,246,645
-	-	-	37,286,352
<u>95,346,077</u>	<u>13,479,028</u>	<u>14,400,249</u>	<u>194,627,425</u>
<u>\$ 95,846,587</u>	<u>\$ 14,807,250</u>	<u>\$ 21,355,646</u>	<u>\$ 297,476,190</u>

See accompanying notes to financial statements.

FOREST PRESERVE DISTRICT OF COOK COUNTY, ILLINOIS

RECONCILIATION OF THE BALANCE SHEET OF GOVERNMENTAL FUNDS TO THE STATEMENT OF NET POSITION As of December 31, 2013

Total Fund Balances - Governmental Funds	\$ 194,627,425
------------------------------------------	----------------

Amounts reported for governmental activities in the statement of net position are different because:

Capital assets used in governmental funds are not financial resources and, therefore, are not reported in the funds. See Note III C.	320,638,244
--------------------------------------------------------------------------------------------------------------------------------------	-------------

Some receivables that are not currently available are reported as deferred inflows of resources in the fund financial statements but are recognized as revenue when earned in the government-wide statements.	2,118,002
---------------------------------------------------------------------------------------------------------------------------------------------------------------------------------------------------------------	-----------

Internal service funds are reported in the statement of net position as governmental activities.	20,721,753
--------------------------------------------------------------------------------------------------	------------

Some liabilities, including long-term debt, and deferred outflows of resources are not due and payable in the current period and therefore, are not reported in the funds.

Bonds payable	(179,655,000)
Unamortized bond premium costs	(20,517,164)
Unamortized deferred loss on refunding	887,275
Accrued interest	(667,534)
Compensated absences	(1,973,026)
Net pension and postemployment benefit obligations	<u>(60,617,696)</u>

NET POSITION OF GOVERNMENTAL ACTIVITIES	<u>\$ 275,562,279</u>
------------------------------------------------	------------------------------

FOREST PRESERVE DISTRICT OF COOK COUNTY, ILLINOIS

STATEMENT OF REVENUES, EXPENDITURES, AND CHANGES IN FUND BALANCES - GOVERNMENTAL FUNDS

For the Year Ended December 31, 2013

	Corporate Fund	Bond and Interest Fund	Construction and Development Fund	Capital Improvement Fund
REVENUES				
Property taxes	\$ 42,811,852	\$ 10,870,419	\$ 5,852,597	\$ -
Personal property replacement taxes	3,260,578	3,996,268	-	-
Fees	2,987,558	-	-	-
Fines	96,504	-	-	-
Grants	-	-	-	-
Concessions	187,462	-	-	-
Winter sports activities	7,250	-	-	-
Golf course revenue	719,840	-	-	-
Equestrian license	53,599	-	-	-
Damage restitution	27,898	-	-	-
Special events	14,271	-	-	-
Miscellaneous	354,918	-	-	-
Investment income	36,267	3,319	-	6,412
Total Revenues	<u>50,557,997</u>	<u>14,870,006</u>	<u>5,852,597</u>	<u>6,412</u>
EXPENDITURES				
Current				
General office	2,053,211	-	-	-
Finance and administration	2,549,041	-	-	-
Resources management	7,575,155	-	-	-
General maintenance	17,719,711	-	-	-
Recreation department	2,573,455	-	-	-
Public safety	9,086,008	-	-	-
Legal department	1,271,418	-	-	-
Planning and development	1,800,701	-	-	-
District wide services	2,281,563	-	-	-
Real estate acquisition	-	-	-	-
Capital Outlay	160,727	-	2,428,106	9,392,737
Debt Service				
Debt service - principal retired	-	8,295,000	-	-
Debt service - interest	-	9,250,406	-	-
Total Expenditures	<u>47,070,990</u>	<u>17,545,406</u>	<u>2,428,106</u>	<u>9,392,737</u>
Excess (deficiency) of revenues over expenditures	<u>3,487,007</u>	<u>(2,675,400)</u>	<u>3,424,491</u>	<u>(9,386,325)</u>

See accompanying notes to financial statements.

2012 Capital Improvement Bonds Fund	Real Estate Acquisition Fund	Nonmajor Governmental Funds	Totals
\$ -	\$ -	\$ -	\$ 59,534,868
-	-	-	7,256,846
-	-	53,826	3,041,384
-	-	-	96,504
-	428,250	668,141	1,096,391
-	-	-	187,462
-	-	-	7,250
-	-	398,749	1,118,589
-	-	-	53,599
-	-	-	27,898
-	-	-	14,271
-	-	-	354,918
<u>293,223</u>	<u>4,084</u>	<u>11,667</u>	<u>354,972</u>
<u>293,223</u>	<u>432,334</u>	<u>1,132,383</u>	<u>73,144,952</u>

-	-	-	2,053,211
-	-	-	2,549,041
-	-	-	7,575,155
-	-	-	17,719,711
-	-	-	2,573,455
-	-	-	9,086,008
-	476,969	-	1,748,387
-	-	-	1,800,701
-	-	-	2,281,563
-	157,279	-	157,279
7,068,103	-	894,478	19,944,151
-	-	-	8,295,000
-	-	-	9,250,406
<u>7,068,103</u>	<u>634,248</u>	<u>894,478</u>	<u>85,034,068</u>

<u>(6,774,880)</u>	<u>(201,914)</u>	<u>237,905</u>	<u>(11,889,116)</u>
--------------------	------------------	----------------	---------------------

FOREST PRESERVE DISTRICT OF COOK COUNTY, ILLINOIS

STATEMENT OF REVENUES, EXPENDITURES, AND CHANGES IN FUND BALANCES - GOVERNMENTAL FUNDS

For the Year Ended December 31, 2013

	Corporate Fund	Bond and Interest Fund	Construction and Development Fund	Capital Improvement Fund
OTHER FINANCING SOURCES (USES)				
Transfers in	\$ -	\$ -	\$ 3,170	\$ 1,550,000
Transfers out	<u>(1,553,170)</u>	<u>-</u>	<u>-</u>	<u>-</u>
Total Other Financing Sources (Uses)	<u>(1,553,170)</u>	<u>-</u>	<u>3,170</u>	<u>1,550,000</u>
Net Change in Fund Balances	1,933,837	(2,675,400)	3,427,661	(7,836,325)
FUND BALANCES - Beginning of Year	<u>41,902,515</u>	<u>14,806,912</u>	<u>7,759,901</u>	<u>12,082,970</u>
FUND BALANCES - END OF YEAR	<u>\$ 43,836,352</u>	<u>\$ 12,131,512</u>	<u>\$ 11,187,562</u>	<u>\$ 4,246,645</u>

See accompanying notes to financial statements.

<u>2012 Capital Improvement Bonds Fund</u>	<u>Real Estate Acquisition Fund</u>	<u>Nonmajor Governmental Funds</u>	<u>Totals</u>
\$ -	\$ -	\$ -	\$ 1,553,170
<u>-</u>	<u>-</u>	<u>-</u>	<u>(1,553,170)</u>
<u>-</u>	<u>-</u>	<u>-</u>	<u>-</u>
(6,774,880)	(201,914)	237,905	(11,889,116)
<u>102,120,957</u>	<u>13,680,942</u>	<u>14,162,344</u>	<u>206,516,541</u>
<u>\$ 95,346,077</u>	<u>\$ 13,479,028</u>	<u>\$ 14,400,249</u>	<u>\$ 194,627,425</u>

See accompanying notes to financial statements.

FOREST PRESERVE DISTRICT OF COOK COUNTY, ILLINOIS

RECONCILIATION OF THE STATEMENT OF REVENUES, EXPENDITURES, AND CHANGES IN FUND BALANCES OF GOVERNMENTAL FUNDS TO THE STATEMENT OF ACTIVITIES For the Year Ended December 31, 2013

Net change in fund balances - total governmental funds	\$ (11,889,116)
--------------------------------------------------------	-----------------

Amounts reported for governmental activities in the statement of net position are different because:

Governmental funds report capital outlays as expenditures. However, in the statement of net position the cost of these assets is capitalized and they are depreciated over their estimated useful lives and reported as depreciation expense in the statement of activities.

Capital outlay is reported as an expenditure in the fund financial statements but is capitalized in the government-wide financial statements	8,692,327
Depreciation is reported in the government-wide financial statements	(7,153,252)

Receivables not currently available are reported as revenue when collected or currently available in the fund financial statements but are recognized as revenue when earned in the government-wide financial statements.	15,507
---------------------------------------------------------------------------------------------------------------------------------------------------------------------------------------------------------------------------	--------

Debt issued provides current financial resources to governmental funds, but issuing debt increases long-term liabilities in the statement of net position. Repayment of debt principal is an expenditure in the governmental funds, but the repayment reduces long-term liabilities in the statement of net position.

Principal repaid	8,295,000
------------------	-----------

Governmental funds report debt premiums, discounts, and deferred charges on refunding as other financing sources (uses) or expenditures. However, in the statement of net position, these are deferred and reported as deferred outflows of resources or changes to long-term debt. These are allocated over the period the debt is outstanding in the statement of activities and are reported as interest expense.

Amortization of bond premium	1,353,720
Amortization of deferred loss on refunding	(99,504)
Write-off of bond issuance costs	(1,844,670)

Some expenses in the statement of activities do not require the use of current financial resources and, therefore, are not reported as expenditures in the governmental funds.

Compensated absences	(114,295)
Net pension and post employment benefit obligations	(11,955,109)
Accrued interest on debt	61,356

Internal service funds are used by management to charge self insurance costs to individual funds. The change in net position of the internal service fund reported with governmental activities

	<u>(2,757,885)</u>
--	--------------------

CHANGE IN NET POSITION OF GOVERNMENTAL ACTIVITIES	<u>\$ (17,395,921)</u>
----------------------------------------------------------	-------------------------------

FOREST PRESERVE DISTRICT OF COOK COUNTY, ILLINOIS

STATEMENT OF NET POSITION PROPRIETARY FUND As of December 31, 2013

	Governmental Activities - Internal Service Fund
ASSETS	
Current Assets	
Cash and cash equivalents	\$ 23,250,022
Total Current Assets	<u>23,250,022</u>
Total Assets	<u>23,250,022</u>
LIABILITIES	
Current Liabilities	
Accounts payable	188,269
Claims payable - current portion	<u>2,340,000</u>
Total Current Liabilities	<u>2,528,269</u>
Total Liabilities	<u>2,528,269</u>
NET POSITION	
Unrestricted	<u>20,721,753</u>
TOTAL NET POSITION	<u>\$ 20,721,753</u>

FOREST PRESERVE DISTRICT OF COOK COUNTY, ILLINOIS

STATEMENT OF REVENUES, EXPENSES, AND CHANGES IN NET POSITION PROPRIETARY FUND

For the Year Ended December 31, 2013

	Governmental Activities - Internal Service Fund
OPERATING REVENUES	\$ -
OPERATING EXPENSES	
Claims, settlements and other payments	2,440,801
Other charges	<u>328,372</u>
Total Operating Expenses	<u>2,769,173</u>
 Operating Income	 <u>(2,769,173)</u>
NONOPERATING REVENUES	
Investment income	<u>11,288</u>
Total Nonoperating Revenues	<u>11,288</u>
 Change in Net Position	 (2,757,885)
 NET POSITION - Beginning of Year	 <u>23,479,638</u>
 NET POSITION - END OF YEAR	 <u><u>\$ 20,721,753</u></u>

See accompanying notes to financial statements.

FOREST PRESERVE DISTRICT OF COOK COUNTY, ILLINOIS

STATEMENT OF CASH FLOWS PROPRIETARY FUNDS For the Year Ended December 31, 2013

	Governmental Activities - Internal Service Fund
CASH FLOWS FROM OPERATING ACTIVITIES	
Paid to suppliers for goods and services	\$ (2,309,901)
Net Cash Flows From Operating Activities	<u>(2,309,901)</u>
CASH FLOWS FROM INVESTING ACTIVITIES	
Investment income	<u>11,288</u>
Net Cash Flows From Investing Activities	<u>11,288</u>
CASH FLOWS FROM NONCAPITAL FINANCING ACTIVITIES	
Due from other funds	<u>1,450,090</u>
Net Cash Flows From Noncapital Financing Activities	<u>1,450,090</u>
Net Change in Cash and Cash Equivalents	(848,523)
CASH AND CASH EQUIVALENTS - Beginning of Year	<u>24,098,545</u>
CASH AND CASH EQUIVALENTS - END OF YEAR	<u><u>\$ 23,250,022</u></u>
RECONCILIATION OF OPERATING LOSS TO NET CASH FLOWS FROM OPERATING ACTIVITIES	
Operating loss	\$ (2,769,173)
Changes in assets and liabilities	
Accounts payable	24,272
Claims payable and provision for settlement of tort	<u>435,000</u>
NET CASH FLOWS FROM OPERATING ACTIVITIES	<u><u>\$ (2,309,901)</u></u>
NONCASH CAPITAL AND RELATED FINANCING ACTIVITIES	
None	

See accompanying notes to financial statements.

FOREST PRESERVE DISTRICT OF COOK COUNTY, ILLINOIS

STATEMENT OF FIDUCIARY NET POSITION FIDUCIARY FUNDS As of December 31, 2013

	<u>Pension Fund</u>	<u>Postemployment Group Health Benefit Fund</u>
ASSETS		
Investments		
U.S. and international equities	\$ 106,966,096	\$ -
U.S. Government and government agency obligations	10,117,517	-
Corporate bonds	5,518,643	-
Collective international equity fund	11,072,021	-
Commingled fixed income fund	24,620,947	-
Exchange traded funds	4,851,827	-
Hedge fund	17,881,172	-
Real estate	10,768,305	-
Short-term investments	5,934,727	-
Receivables		
Employer contributions	2,651,781	265,164
Employee contributions	53,234	-
Accrued investment income	302,387	-
Receivable for securities sold	2,972,080	-
Collateral held for securities on loan	<u>15,956,754</u>	<u>-</u>
Total Assets	<u>219,667,491</u>	<u>265,164</u>
LIABILITIES		
Accounts payable	71,044	-
Healthcare insurance payable	-	265,164
Due to County Employees' and Officers' Annuity and Benefit Fund of Cook County	462,893	-
Payable for securities purchased	3,436,058	-
Securities lending collateral	<u>15,956,754</u>	<u>-</u>
Total Liabilities	<u>19,926,749</u>	<u>265,164</u>
NET POSITION		
Restricted for pension benefits	<u>\$ 199,740,742</u>	<u>\$ -</u>

See accompanying notes to financial statements.

FOREST PRESERVE DISTRICT OF COOK COUNTY, ILLINOIS

STATEMENT OF CHANGES IN FIDUCIARY NET POSITION

FIDUCIARY FUNDS

For the Year Ended December 31, 2013

	Pension Fund	Postemployment Group Health Benefit Fund
ADDITIONS		
Contributions		
Employer	\$ 1,403,628	\$ 1,459,517
Employee	2,687,211	
Total Contributions	<u>4,090,839</u>	<u>1,459,517</u>
Investment Income		
Net appreciation in fair value of investments	26,667,376	-
Dividends	2,410,237	-
Interest	1,797,497	-
Total Investment Income	<u>30,875,110</u>	<u>-</u>
Less investment expenses	(552,163)	
Net Investment Income	<u>30,322,947</u>	<u>-</u>
Securities Lending		
Income	74,481	-
Expenses	(13,916)	-
Net Securities Lending Income	<u>60,565</u>	<u>-</u>
Other		
Medicare Part D subsidy	-	135,629
Prescription plan rebates	-	23,063
Miscellaneous	691	-
Total Other Additions	<u>691</u>	<u>158,692</u>
Total Additions	<u>34,475,042</u>	<u>1,618,209</u>
DEDUCTIONS		
Benefits		
Annuity	13,772,125	-
Disability	277,873	-
Healthcare	-	1,618,209
Total Benefits	<u>14,049,998</u>	<u>1,618,209</u>
Refunds	958,707	-
Employee transfers to County Employees' and Officers' Annuity and Benefit Fund of Cook County	(106,012)	-
Administrative expenses	119,019	-
Total Deductions	<u>15,021,712</u>	<u>1,618,209</u>
Change in Net Position	19,453,330	-
NET POSITION - Beginning of Year	<u>180,287,412</u>	<u>-</u>
NET POSITION - END OF YEAR	<u><u>\$ 199,740,742</u></u>	<u><u>\$ -</u></u>

FOREST PRESERVE DISTRICT OF COOK COUNTY, ILLINOIS

INDEX TO NOTES TO FINANCIAL STATEMENTS As of and For the Year Ended December 31, 2013

NOTE	Page
I Summary of Significant Accounting Policies	38
A. Reporting Entity	38
B. Government-Wide and Fund Financial Statements	40
C. Measurement Focus, Basis of Accounting, and Financial Statement Presentation	43
D. Assets, Deferred Outflows of Resources, Liabilities, Deferred Inflows of Resources, and Net Position or Equity	44
1. Deposits and Investments	44
2. Receivables	46
3. Inventories and Prepaid Items	47
4. Restricted Assets	47
5. Capital Assets	47
6. Deferred Outflows of Resources	48
7. Compensated Absences	48
8. Long-Term Obligations	49
9. Deferred Inflows of Resources	49
10. Equity Classifications	50
II Stewardship, Compliance, and Accountability	51
A. Budgetary Information	51
B. Limitations on the District's Tax Levy	52
III Detailed Notes on All Funds	53
A. Deposits and Investments	53
B. Receivables	61
C. Capital Assets	62
D. Interfund Receivables/Payable, Advances and Transfers	63
E. Long-Term Obligations	65
F. Net Position/Fund Balances	67
G. Component Unit – Chicago Horticultural Society	68
H. Component Unit – Chicago Zoological Society	85
IV Other Information	107
A. Employees' Retirement System	107
B. Other Postemployment Benefits	109
C. Risk Management	112
D. Commitments and Contingencies	112
E. Related Party Transactions	113
F. Subsequent Events	113
G. Future Potential Effect of New Accounting Standards on Current-Period Financial Statements	113

FOREST PRESERVE DISTRICT OF COOK COUNTY, ILLINOIS

NOTES TO FINANCIAL STATEMENTS As of and For the Year Ended December 31, 2013

NOTE I - SUMMARY OF SIGNIFICANT ACCOUNTING POLICIES

The Forest Preserve District of Cook County, Illinois ("the District") was established in July 1915. The District is a separate governmental entity with boundaries coterminous with Cook County, Illinois. The District operates under a Board of Commissioners form of government and provides the following services as authorized by its charter: law enforcement, recreation, resources management, planning and development, and general administrative services.

The accounting policies of the Forest Preserve District of Cook County, Illinois, conform to accounting principles generally accepted in the United States of America as applicable to governmental units or, in the case of the discretely presented component units, as applicable to not-for-profits. The accepted standard-setting body for establishing governmental accounting and financial reporting principles is the Governmental Accounting Standards Board (GASB) and for establishing not-for-profit accounting and financial reporting principles is the Financial Accounting Standards Board (FASB).

A. REPORTING ENTITY

This report includes all of the funds of the Forest Preserve District of Cook County, Illinois. The reporting entity for the District consists of the primary government and its component units. Component units are legally separate organizations for which the primary government is financially accountable or other organizations for which the nature and significance of their relationship with the primary government are such that their exclusion would cause the reporting entity's financial statements to be misleading. The primary government is financially accountable if (1) it appoints a voting majority of the organization's governing body and it is able to impose its will on that organization, (2) it appoints a voting majority of the organization's governing body and there is a potential for the organization to provide specific financial benefits to, or impose specific financial burdens on, the primary government, (3) the organization is fiscally dependent on and there is a potential for the organization to provide specific financial benefits to, or impose specific financial burdens on, the primary government. Certain legally separate, tax exempt organizations should also be reported as a component unit if all of the following criteria are met: (1) the economic resources received or held by the separate organization are entirely or almost entirely for the direct benefit of the primary government, its component units, or its constituents; (2) the primary government or its component units, is entitled to, or has the ability to access, a majority of the economic resources received or held by the separate organization; and (3) the economic resources received or held by an individual organization that the primary government, or its component units, is entitled to, or has the ability to otherwise access, are significant to the primary government.

Component units are reported using one of two methods, discrete presentation or blending. Generally, component units should be discretely presented in a separate column in the financial statements. A component unit should be reported as part of the primary government using the blending method if it meets any one of the following criteria: (1) the primary government and the component unit have substantively the same governing body and a financial benefit or burden relationship exists, (2) the primary government and the component unit have substantively the same governing body and management of the primary government has operational responsibility for the component unit, (3) the component unit serves or benefits, exclusively or almost exclusively, the primary government rather than its citizens, or (4) the total debt of the component unit will be paid entirely or almost entirely from resources of the primary government.

FOREST PRESERVE DISTRICT OF COOK COUNTY, ILLINOIS

NOTES TO FINANCIAL STATEMENTS As of and For the Year Ended December 31, 2013

NOTE I - SUMMARY OF SIGNIFICANT ACCOUNTING POLICIES (cont.)

A. REPORTING ENTITY (CONT.)

Blended Component Unit

The Forest Preserve District Employees' Annuity and Benefit Fund of Cook County is an Illinois local government; as such, being a separate legal entity with its own management and budget authority and is administered in accordance with Chapter 108-1/2, Article 10, of the Illinois Pension Code. This fund exists solely to provide pension benefits for the District's employees. The financial statements of the Forest Preserve District Employees' Annuity and Benefit Fund of Cook County as of and for the fiscal year ended December 31, 2013 are included as fiduciary funds in the District's financial statements as trust funds. The separately issued financial statements of the Forest Preserve District Employees' Annuity and Benefit Fund of Cook County may be obtained from the District at 60 West Washington Street, Suite 2060, Chicago, Illinois 60602.

Discretely Presented Component Units

Chicago Horticultural Society

The government-wide financial statements include the Chicago Horticultural Society ("Horticultural Society") as a discretely presented component unit. The Horticultural Society is a legally separate organization that operates the Chicago Botanical Garden. The Horticultural Society maintains its own board; however, their annual property tax levy requests require the District's approval. The District owns the site of the Chicago Botanical Garden. The Horticultural Society is subject to an agreement with the District to operate and maintain the Chicago Botanical Garden, which expires in 2015. The agreement provides for an automatic renewal for 40 years upon agreement of both parties. See Note III.H. As a component unit, the Horticultural Society's financial statements have been presented as a discrete column in the financial statements. The information presented is for the fiscal year ended December 31, 2013. The separately issued financial statements of the Horticultural Society may be obtained from the District at 60 West Washington Street, Suite 2060, Chicago, Illinois 60602.

Chicago Zoological Society

The government-wide financial statements include the Chicago Zoological Society ("Zoological Society") as a discretely presented component unit. The Zoological Society is a legally separate organization that operates the Brookfield Zoo. The Zoological Society maintains its own board; however, their annual property tax levy requests require the District's approval. The District owns the site of the Brookfield Zoo. The Zoological Society is subject to an agreement with the District to operate and maintain Brookfield Zoo, which expires in 2026. See Note III. I. As a component unit, the Zoological Society's financial statements have been presented as a discrete column in the financial statements. The information presented is for the fiscal year ended December 31, 2013. The separately issued financial statements of the Zoological Society may be obtained from the District at 60 West Washington Street, Suite 2060, Chicago, Illinois 60602.

FOREST PRESERVE DISTRICT OF COOK COUNTY, ILLINOIS

NOTES TO FINANCIAL STATEMENTS As of and For the Year Ended December 31, 2013

NOTE I - SUMMARY OF SIGNIFICANT ACCOUNTING POLICIES (cont.)

B. GOVERNMENT-WIDE AND FUND FINANCIAL STATEMENTS

In November 2010, the GASB issued statement No. 61 - *The Financial Reporting Entity: Omnibus - an amendment of GASB Statements No. 14 and No. 34*. This statement modifies certain requirements for inclusion of component units in the financial reporting entity. This standard was implemented effective January 1, 2013.

In March 2012, the GASB issued statement No. 65 - *Items Previously Reported as Assets and Liabilities*. This statement establishes accounting and financial reporting standards that reclassify, as deferred outflows of resources or deferred inflows of resources, certain items that were previously reported as assets and liabilities and recognizes, as outflows of resources or inflows of resources, certain items that were previously reported as assets and liabilities. This standard was implemented effective January 1, 2013.

Government-Wide Financial Statements

The statement of net position and statement of activities display information about the reporting government as a whole. They include all funds of the reporting entity except for fiduciary funds. The statements distinguish between governmental and business-type activities. Governmental activities generally are financed through taxes, intergovernmental revenues, and other non-exchange revenues. Likewise, the primary government is reported separately from certain legally separate component units for which the primary government is financially accountable.

The statement of activities demonstrates the degree to which the direct expenses of a given function or segment are offset by program revenues. Direct expenses are those that are clearly identifiable with a specific function or segment. District-wide services reported in the fund financial statements are allocated to the functional expense categories that are reported in the government-wide financial statements. Program revenues include 1) charges to customers or applicants who purchase, use or directly benefit from goods, services, or privileges provided by a given function or segment, and 2) grants and contributions that are restricted to meeting the operational or capital requirements of a particular function or segment. Taxes and other items not included among program revenues are reported as general revenues. Internally dedicated resources are reported as general revenues rather than as program revenues.

Fund Financial Statements

Financial statements of the reporting entity are organized into funds, each of which is considered to be a separate accounting entity. Each fund is accounted for by providing a separate set of self-balancing accounts, which constitute its assets, deferred outflows of resources, liabilities, deferred inflows of resources, net position/fund equity, revenues, and expenditure/expenses.

FOREST PRESERVE DISTRICT OF COOK COUNTY, ILLINOIS

NOTES TO FINANCIAL STATEMENTS As of and For the Year Ended December 31, 2013

NOTE I - SUMMARY OF SIGNIFICANT ACCOUNTING POLICIES (cont.)

B. GOVERNMENT-WIDE AND FUND FINANCIAL STATEMENTS (CONT.)

Fund Financial Statements (cont.)

Funds are organized as major funds or nonmajor funds within the governmental and proprietary statements. An emphasis is placed on major funds within the governmental and proprietary categories. A fund is considered major if it is the primary operating fund of the District or meets the following criteria:

- a. Total assets/deferred outflows of resources, liabilities/deferred inflows of resources, revenues, or expenditures/expenses of that individual governmental fund are at least 10% of the corresponding total for all funds of that category or type, and
- b. The same element of the individual governmental fund that met the 10% test is at least 5% of the corresponding total for all governmental funds combined.
- c. In addition, any other governmental fund that the District believes is particularly important to financial statement users may be reported as a major fund.

Separate financial statements are provided for governmental funds and proprietary funds, and fiduciary funds, even though the latter are excluded from the government-wide financial statements. Major individual governmental funds and major individual enterprise funds are reported as separate columns in the fund financial statements.

The District reports the following major governmental funds:

Corporate Fund - accounts for the district's primary operating activities. It is used to account for and report all financial resources except those accounted for and reported in another fund.

Bond and Interest Fund - used to account for the accumulation of resources for the payment of principal, interest, and related costs of long-term debt.

Construction and Development Fund - used to account for property taxes that are legally restricted to fund the acquisition and construction of major capital facilities.

Capital Improvement Fund - used to account for financial resources to be used for major capital improvements.

2012 Capital Improvement Bonds Fund – used to account for proceeds from the 2012 General Obligation Bonds issued to be used for capital improvements.

Real Estate Acquisition Fund – used to account for financial resources used for purchases of real estate.

FOREST PRESERVE DISTRICT OF COOK COUNTY, ILLINOIS

NOTES TO FINANCIAL STATEMENTS As of and For the Year Ended December 31, 2013

NOTE I - SUMMARY OF SIGNIFICANT ACCOUNTING POLICIES (cont.)

B. GOVERNMENT-WIDE AND FUND FINANCIAL STATEMENTS (CONT.)

Fund Financial Statements (cont.)

The District reports the following nonmajor governmental funds:

Special Revenue Funds - used to account for and report the proceeds of specific revenue sources that are restricted or committed to expenditures for specified purposes (other than debt service or capital projects).

Grant Fund
Beck Lake Dog Site Fund

Capital Projects Fund - used to account for and report financial resources that are restricted, committed, or assigned to expenditure for capital outlays, including the acquisition or construction of capital facilities and other capital assets.

Golf Course Capital Improvement Fund

Permanent Fund - used to account for and report resources that are restricted to the extent that only earnings, and not principal, may be used for purposes that support the reporting government's programs, that is, for the benefit of the government or its citizenry.

Working Cash Fund

In addition, the District reports the following fund types:

Internal service fund is used to account for and report the financing of goods or services provided by one department or agency to other departments or agencies of the District, or to other governmental units, on a cost-reimbursement basis.

Self-Insurance Fund

Pension (and other employee benefits) trust funds are used to account for and report resources that are required to be held in trust for the members and beneficiaries of defined benefit pension plans, defined contribution plans, other postemployment benefit plans, or other employee benefit plans.

Pension Fund
Postemployment Group Health Benefit Fund

FOREST PRESERVE DISTRICT OF COOK COUNTY, ILLINOIS

NOTES TO FINANCIAL STATEMENTS As of and For the Year Ended December 31, 2013

NOTE I - SUMMARY OF SIGNIFICANT ACCOUNTING POLICIES (cont.)

C. MEASUREMENT FOCUS, BASIS OF ACCOUNTING, AND FINANCIAL STATEMENT PRESENTATION

Government-Wide Financial Statements

The government-wide statement of net position and statement of activities are reported using the economic resources measurement focus and the accrual basis of accounting. Under the accrual basis of accounting, revenues are recognized when earned and expenses are recorded when the liability is incurred or economic asset used. Revenues, expenses, gains, losses, assets, and liabilities resulting from exchange and exchange-like transactions are recognized when the exchange takes place. Property taxes are recognized as revenues in the year for which they are levied. Taxes receivable for the following year are recorded as receivables and unearned revenue. Grants and similar items are recognized as revenue as soon as all eligibility requirements imposed by the provider are met. Unbilled receivables are recorded as revenues when services are provided.

As a general rule, the effect of interfund activity has been eliminated from the government-wide financial statements.

Fund Financial Statements

Governmental fund financial statements are reported using the current financial resources measurement focus and the modified accrual basis of accounting. Revenues are recorded when they are both measurable and available. Available means collectible within the current period or soon enough thereafter to be used to pay liabilities of the current period. For this purpose, the District considers revenues to be available if they are collected within 60 days of the end of the current fiscal period. Expenditures are recorded when the related fund liability is incurred, except for unmatured interest on long-term debt, claims, judgments, compensated absences, and pension expenditures, which are recorded as a fund liability when expected to be paid with expendable available financial resources.

Property taxes are recorded in the year levied as receivables and deferred inflows. They are recognized as revenues in the succeeding year when services financed by the levy are being provided.

Intergovernmental aids and grants are recognized as revenues in the period the District is entitled the resources and the amounts are available. Amounts owed to the District which are not available are recorded as receivables and unavailable revenues. Amounts received before eligibility requirements (excluding time) are met are recorded as liabilities. Amounts received in advance of meeting time requirements are recorded as deferred inflows.

Revenues susceptible to accrual include property taxes, miscellaneous taxes, public charges for services and interest. Other general revenues such as fines and forfeitures, inspection fees, recreation fees, and miscellaneous revenues are recognized when received in cash or when measurable and available under the criteria described above.

FOREST PRESERVE DISTRICT OF COOK COUNTY, ILLINOIS

NOTES TO FINANCIAL STATEMENTS As of and For the Year Ended December 31, 2013

NOTE I - SUMMARY OF SIGNIFICANT ACCOUNTING POLICIES (cont.)

C. MEASUREMENT FOCUS, BASIS OF ACCOUNTING, AND FINANCIAL STATEMENT PRESENTATION (CONT.)

Fund Financial Statements (CONT.)

Proprietary and fiduciary fund financial statements are reported using the economic resources measurement focus and the accrual basis of accounting, as described previously in this note.

The proprietary funds distinguish operating revenues and expenses from nonoperating items. Operating revenues and expenses generally result from providing services and producing and delivering goods in connection with a proprietary fund's principal ongoing operations. The principal operating revenues of the Self Insurance Fund are internal charges for services to governmental funds. Operating expenses for proprietary funds include the claims and settlement payments and administrative expenses. All revenues and expenses not meeting this definition are reported as nonoperating revenues and expenses.

All Financial Statements

The preparation of financial statements in conformity with generally accepted accounting principles requires management to make estimates and assumptions that affect the reported amounts of assets and liabilities and disclosure of contingent assets and liabilities at the date of the financial statements and the reported amounts of revenues and expenditures/expenses during the reporting period. Actual results could differ from those estimates.

D. ASSETS, DEFERRED OUTFLOWS OF RESOURCES, LIABILITIES, DEFERRED INFLOWS OF RESOURCES, AND NET POSITION OR EQUITY

1. Deposits and Investments

For purposes of the statement of cash flows, the District considers all highly liquid investments with an initial maturity of three months or less when acquired to be cash equivalents.

Illinois Statutes authorize the District to make deposits/investments in insured commercial banks, savings and loan institutions, obligations of the U.S. Treasury and U.S. Agencies, insured credit union shares, money market mutual funds with portfolios of securities issued or guaranteed by the United States or agreement to repurchase these same obligations, repurchase agreements, short-term commercial paper rated within the three highest classifications by at least two standard rating services, and the Illinois Funds Investment Pool.

The District maintains a cash and investment pool that is available for use by all funds except its Pension Fund. This pool holds deposits, certificates of deposit, and other investments with a maturity of less than one year. The portion of each fund's share of this pool is displayed as cash and cash equivalents. Investments are stated at fair value. Accrued interest on investments is separately stated. The Illinois Statutes authorize the District to discretionarily allocate interest income to the various funds, except for the pro rata share belonging to the Bond and Interest Fund.

The District has adopted an investment policy. That policy follows the Illinois Statutes (Public Funds Investment Act of the State of Illinois) for allowable investments.

FOREST PRESERVE DISTRICT OF COOK COUNTY, ILLINOIS

NOTES TO FINANCIAL STATEMENTS As of and For the Year Ended December 31, 2013

NOTE I - SUMMARY OF SIGNIFICANT ACCOUNTING POLICIES (cont.)

D. ASSETS, DEFERRED OUTFLOWS OF RESOURCES, LIABILITIES, DEFERRED INFLOWS OF RESOURCES, AND NET POSITION OR EQUITY (CONT.)

1. Deposits and Investments (cont.)

Interest Rate Risk

The District's investment policy seeks to ensure preservation of capital in the District's overall portfolio. Return on investment is of secondary importance to safety of principal and liquidity. The District's policy limits the District to investments with a maturity of no more than 3 years from the date of purchase, unless matched to a specific cash flow. Reserve funds and other funds with longer-term investment horizons may be invested in securities exceeding 5 years if the maturities of such investments are made to coincide as nearly as possible with the expected use of funds. The intent to invest in securities with longer maturities are required to be disclosed to the Board of Commissioners in writing. In addition to the maturity restrictions, the policy requires the District investment portfolio to be sufficiently liquid to meet all cash flow requirements as they come due.

Credit Risk

State Statutes limit the investments in commercial paper to the top three ratings of two nationally recognized statistical rating organizations (NRSRO's). The District's investment policy authorizes investments in any type of security allowed for in Illinois statutes regarding the investment of public funds.

Concentration of Credit Risk

The District's investment policy requires diversification of the investment portfolio to minimize risk of loss resulting from over-concentration in a particular type of security, risk factor, issuer, or maturity. The District's policy further states that no financial institution shall hold more than 25% of the District's total portfolio at the current time of investment placement. In addition, no more than 33% of total investments may be invested in commercial paper at any time. The District operates its investments as an internal investment pool where each fund reports its pro rata share of the investments made by the District.

Custodial Credit Risk - Deposits

The District's investment policy limits the exposure to deposit custodial credit risk by requiring all deposits in excess of FDIC insurable limits to be secured with collateralization pledged by the applicable financial institution to the extent of 110% of the value of the deposit.

FOREST PRESERVE DISTRICT OF COOK COUNTY, ILLINOIS

NOTES TO FINANCIAL STATEMENTS As of and For the Year Ended December 31, 2013

NOTE I - SUMMARY OF SIGNIFICANT ACCOUNTING POLICIES (cont.)

D. ASSETS, DEFERRED OUTFLOWS OF RESOURCES, LIABILITIES, DEFERRED INFLOWS OF RESOURCES, AND NET POSITION OR EQUITY (CONT.)

1. Deposits and Investments (cont.)

Custodial Credit Risk - Investments

The District's investment policy requires all securities to be held by a third party custodian designated by the Comptroller's Office and evidenced by safekeeping receipts.

Investments are stated at fair value, which is the amount at which an investment could be exchanged in a current transaction between willing parties. Fair values are based on quoted market prices. No investments are reported at amortized cost. Adjustments necessary to record investments at fair value are recorded in the operating statement as increases or decreases in investment income. Investment income on commingled investments of municipal accounting funds is allocated based on average balances. The difference between the bank statement balance and carrying value is due to outstanding checks and/or deposits in transit.

Illinois Funds is an investment pool managed by the State of Illinois, Office of the Treasurer, which allows governments within the State to pool their funds for investment purposes. Illinois Funds is not registered with the SEC as an investment company, but does operate in a manner consistent with Rule 2a7 of the Investment Company Act of 1940. Investments in Illinois Funds are valued at Illinois Fund's share price, the price for which the investments could be sold.

See Note III. A. for further information.

2. Receivables

Property taxes for levy year 2013 attaches as an enforceable lien on January 1, 2013, on property values assessed as of the same date. Taxes are levied by December following the lien date (by passage of a Tax Levy Ordinance). The 2013 tax levy, which attached as an enforceable lien on the property as of January 1, 2013, has been recorded as a receivable as of December 31, 2013, as the tax was levied by the District on December 3, 2013, and therefore, is measurable at December 31, 2013.

Tax bills for levy year 2013 are prepared by Cook County and issued on or about February 1, 2014 and July 1, 2014, and are payable in two installments, on or about March 1, 2014 and August 1, 2014 or within 30 days of the tax bills being issued.

FOREST PRESERVE DISTRICT OF COOK COUNTY, ILLINOIS

NOTES TO FINANCIAL STATEMENTS As of and For the Year Ended December 31, 2013

NOTE I - SUMMARY OF SIGNIFICANT ACCOUNTING POLICIES (cont.)

D. ASSETS, DEFERRED OUTFLOWS OF RESOURCES, LIABILITIES, DEFERRED INFLOWS OF RESOURCES, AND NET POSITION OR EQUITY (CONT.)

2. Receivables (cont.)

The county collects such taxes and remits them periodically. The 2013 property tax levy is recognized as a receivable and deferred inflows in fiscal 2013, net the allowance for uncollectible. As the taxes become available to finance current expenditures, they are recognized as revenues. At December 31, 2013, the property taxes receivable and deferred inflows consisted of the estimated amount collectible from the 2013 levy.

The property tax receivable is shown net of an allowance for uncollectibles. The allowance is equal to \$12,424 of outstanding property taxes at December 31, 2013.

During the course of operations, transactions occur between individual funds that may result in amounts owed between funds. Short-term interfund loans are reported as "due to and from other funds." Long-term interfund loans (noncurrent portion) are reported as "advances from and to other funds." Interfund receivables and payables between funds within governmental activities are eliminated in the statement of net position.

3. Inventories and Prepaid Items

Governmental fund inventory items are charged to expenditure accounts when purchased. Year-end inventory was not significant.

Certain payments to vendors reflect costs applicable to future accounting periods and are recorded as prepaid items in both government-wide and fund financial statements.

4. Restricted Assets

Mandatory segregations of assets are presented as restricted assets. Such segregations are required by bond agreements and other external parties. Current liabilities payable from these restricted assets are so classified. The excess of restricted assets over current liabilities payable from restricted assets will be used first for retirement of related long-term debt. The remainder, if generated from earnings, is shown as restricted net position.

5. Capital Assets

Government-Wide Statements

Capital assets, which include property, plant and equipment, are reported in the government-wide financial statements. Capital assets are defined by the government as assets with an initial cost of more than \$5,000 and an estimated useful life in excess of 1 year. All capital assets are valued at historical cost, or estimated historical cost if actual amounts are unavailable. Donated capital assets are recorded at their estimated fair value at the date of donation.

FOREST PRESERVE DISTRICT OF COOK COUNTY, ILLINOIS

NOTES TO FINANCIAL STATEMENTS As of and For the Year Ended December 31, 2013

NOTE I - SUMMARY OF SIGNIFICANT ACCOUNTING POLICIES (cont.)

D. ASSETS, DEFERRED OUTFLOWS OF RESOURCES, LIABILITIES, DEFERRED INFLOWS OF RESOURCES, AND NET POSITION OR EQUITY (CONT.)

5. Capital Assets (cont.)

Government-Wide Statements (cont.)

Depreciation of all exhaustible capital assets is recorded as an allocated expense in the statement of activities, with accumulated depreciation reflected in the statement of net position. Depreciation is provided over the assets' estimated useful lives using the straight-line method. The range of estimated useful lives by type of asset is as follows:

Buildings	15 - 40 Years
Land Improvements	15 - 40 Years
Equipment	5 - 20 Years
Vehicles	6 - 20 Years

Fund Financial Statements

In the fund financial statements, capital assets used in governmental fund operations are accounted for as capital outlay expenditures of the governmental fund upon acquisition. Capital assets used in proprietary fund operations are accounted for the same way as in the government-wide statements.

6. Deferred Outflows of Resources

A deferred outflow of resources represents a consumption of net position that applies to a future period and will not be recognized as an outflow of resources (expense/expenditure) until that future time.

A deferred charge on refunding arise from advance refunding of debt. The difference between the cost of the securities placed in trust for future payment of refunded debt and the net carrying value of that debt is deferred and amortized as a component of interest expense over the shorter of the term of the refunding issue or the original term of the refunded debt. The unamortized amount is reported as a deferred outflow of resources in the government-wide and proprietary fund statements.

7. Compensated Absences

Under terms of employment, employees are granted sick leave and vacations in varying amounts. Compensated absences for accumulated unpaid vacation is paid to employees at retirement or termination. An employee is paid 100% of accumulated vacation, overtime, and severance pay. Compensated absences are accrued as they are earned in the government-wide financial statements. Expenditures and liabilities for compensated absences are recorded in the fund financial statements when due and payable. Included in the long-term obligations of the statement of net position are provisions for compensated absences of \$1,183,816 due within one year and \$789,210 due in more than one year, which will be paid from the Corporate Fund. District employees are granted compensated absences (vacation and sick leave) as follows:

FOREST PRESERVE DISTRICT OF COOK COUNTY, ILLINOIS

NOTES TO FINANCIAL STATEMENTS As of and For the Year Ended December 31, 2013

NOTE I - SUMMARY OF SIGNIFICANT ACCOUNTING POLICIES (cont.)

D. ASSETS, DEFERRED OUTFLOWS OF RESOURCES, LIABILITIES, DEFERRED INFLOWS OF RESOURCES, AND NET POSITION OR EQUITY (CONT.)

7. Compensated Absences (cont.)

1) Employees can generally accumulate and carry forward a portion or all of unused vacation earned in one year to the following year. In the event of death, retirement, or termination, unused vacation is usually paid to the employee or the employee's beneficiary. The payment provides for partial unused vacation credits earned in the current year.

2) All full-time, non-seasonal employees have the discretion to accumulate a maximum of 1,400 hours (175 days) of sick leave. All rights for compensation for sick leave terminate when an employee severs employment with the District. Since sick pay is not vested, a provision for accrued sick pay is not provided.

8. Long-Term Obligations

All long-term obligations to be repaid from governmental resources are reported as liabilities in the government-wide statements. The long-term obligations consist primarily of bonds payable, bond premium costs, accrued compensated absences, net pension obligations and net OPEB obligations.

Long-term obligations for governmental funds are not reported as liabilities in the fund financial statements. The face value of debts (plus any premiums) are reported as other financing sources and payments of principal and interest are reported as expenditures. The accounting in proprietary funds is the same as it is in the government-wide statements.

For the government-wide statements and proprietary fund statements, bond premiums and discounts are amortized over the life of the issue using the effective interest method. Gains or losses on prior refundings are amortized over the remaining life of the old debt, or the life of the new debt, whichever is shorter. The balance at year end for premiums/discounts is shown as an increase or decrease in the liability section of the statement of net position. The balance at year end for gains/losses is shown as a deferred outflow/inflow in the statement of net position.

9. Deferred Inflows of Resources

A deferred inflow of resources represents an acquisition of net position that applies to a future period and therefore will not be recognized as an inflow of resources (revenue) until that future time.

FOREST PRESERVE DISTRICT OF COOK COUNTY, ILLINOIS

NOTES TO FINANCIAL STATEMENTS As of and For the Year Ended December 31, 2013

NOTE I - SUMMARY OF SIGNIFICANT ACCOUNTING POLICIES (cont.)

D. ASSETS, DEFERRED OUTFLOWS OF RESOURCES, LIABILITIES, DEFERRED INFLOWS OF RESOURCES, AND NET POSITION OR EQUITY (CONT.)

10. Equity Classifications

Government-Wide Statements

Equity is classified as net position and displayed in three components:

- a. Net investment in capital assets - Consists of capital assets including restricted capital assets, net of accumulated depreciation and reduced by the outstanding balances (excluding unspent debt proceeds) of any bonds, mortgages, notes, or other borrowings that are attributable to the acquisition, construction, or improvement of those assets.
- b. Restricted net position - Consists of net position with constraints placed on their use either by 1) external groups such as creditors, grantors, contributors, or laws or regulations of other governments or, 2) law through constitutional provisions or enabling legislation.
- c. Unrestricted net position - All other net positions that do not meet the definitions of "restricted" or "net investment in capital assets."

When both restricted and unrestricted resources are available for use, it is the District's policy to use restricted resources first, then unrestricted resources as they are needed.

Fund Statements

Governmental fund equity is classified as fund balance and displayed as follows:

- a. Nonspendable - Includes fund balance amounts that cannot be spent either because they are not in spendable form or because legal or contractual requirements require them to be maintained intact.
- b. Restricted - Consists of fund balances with constraints placed on their use either by 1) external groups such as creditors, grantors, contributors, or laws or regulations of other governments or 2) law through constitutional provisions or enabling legislation.
- c. Committed - Includes fund balance amounts that are constrained for specific purposes that are internally imposed by the government through formal action of the highest level of decision making authority. Fund balance amounts are committed through a formal action (resolution) of the District. This formal action must occur prior to the end of the reporting period, but the amount of the commitment, which will be subject to the constraints, may be determined in the subsequent period. Any changes to the constraints imposed require the same formal action of the District that originally created the commitment.

FOREST PRESERVE DISTRICT OF COOK COUNTY, ILLINOIS

NOTES TO FINANCIAL STATEMENTS As of and For the Year Ended December 31, 2013

NOTE I - SUMMARY OF SIGNIFICANT ACCOUNTING POLICIES (cont.)

D. ASSETS, DEFERRED OUTFLOWS OF RESOURCES, LIABILITIES, DEFERRED INFLOWS OF RESOURCES, AND NET POSITION OR EQUITY (CONT.)

10. Equity Classifications (cont.)

Fund Statements (cont.)

- d. Assigned - Includes spendable fund balance amounts that are intended to be used for specific purposes that are not considered restricted or committed. Fund balance may be assigned through the following; 1) The Board of Commissioners may take official action to assign amounts. 2) All remaining positive spendable amounts in governmental funds, other than the general fund, that are neither restricted nor committed. Assignments may take place after the end of the reporting period.
- e. Unassigned - Includes residual positive fund balance within the general fund which has not been classified within the other above mentioned categories. Unassigned fund balance may also include negative balances for any governmental fund if expenditures exceed amounts restricted, committed, or assigned for those purposes.

Proprietary fund equity is classified the same as in the government-wide statements.

The District considers restricted amounts to be spent first when both restricted and unrestricted fund balance is available unless there are legal documents / contracts that prohibit doing this, such as in grant agreements requiring dollar for dollar spending. Additionally, the District would first use committed, then assigned and lastly unassigned amounts of unrestricted fund balance when expenditures are made.

The District's Corporate Fund minimum fund balance policy requires the annual budget to provide for a minimum unassigned fund balance equal to the total of 5.5 percent of budgeted Corporate Fund gross revenues and 9 percent of budgeted Corporate Fund expenditures.

See Note III. F. for further information.

NOTE II - STEWARDSHIP, COMPLIANCE, AND ACCOUNTABILITY

A. BUDGETARY INFORMATION

Budgetary information is derived from the annual operating budget and is presented using the same basis of accounting for each fund as described in Note I. C.

A budget has been adopted for the Corporate Fund, Bond & Interest Fund, Capital Improvement Fund, Construction & Development Fund, 2012 Capital Improvement Bonds Fund, Real Estate Acquisition Fund, Grant Fund, and Self Insurance Fund. A budget has not been formally adopted for the Beck Lake Dog Site Fund, Golf Course Capital Improvement Fund, and Working Cash Fund.

FOREST PRESERVE DISTRICT OF COOK COUNTY, ILLINOIS

NOTES TO FINANCIAL STATEMENTS As of and For the Year Ended December 31, 2013

NOTE II - STEWARDSHIP, COMPLIANCE, AND ACCOUNTABILITY (cont.)

A. BUDGETARY INFORMATION (CONT.)

Prior to December 31, the District Chief Financial Officer submits to the District Board a proposed operating budget for the fiscal year commencing January 1. The operating budget includes proposed expenditures and the means of financing them. Public hearings are conducted to obtain taxpayer comments. Prior to March 31, the budget is legally enacted through passage of an ordinance. Formal budgetary integration is employed as a management control device during the year for all budgeted funds.

The budgeted amounts presented are as presented in the original budget and no amendments were adopted during the year. The District is authorized to change budgeted amounts within any fund; however, revision must be approved by the Board of Commissioners. No revisions can be made increasing the budget unless funding is available for the purpose of the revision. The legal level of budgetary control (i.e., the level at which expenditures may not legally exceed appropriations) is the departmental level. The appropriated budget is prepared by fund, function, and department. The District Chief Financial Officer is authorized to transfer budget amounts between departments within any fund; however, the District Board must approve revisions that alter the total expenditures of any fund.

B. LIMITATIONS ON THE DISTRICT'S TAX LEVY

Tax rate ceilings are established by Illinois state law under the Property Tax Extension Limitation Act (PTELA) and are subject to change only by the approval of the voters of the District. The tax rate ceilings are applied at the fund level.

The PTELA limitation is applied in the aggregate to the total levy (excluding certain levies for the repayment of debt). PTELA limits the increase in total taxes billed to the lessor of 5% or the percentage increase in the Consumer Price Index (CPI) for the preceding year. The amount can be exceeded to the extent there is "new growth" in the District's tax base. The new growth consists of new construction, annexations and tax increment finance district property becoming eligible for taxation. The CPI rates applicable to the December 31, 2013 and December 31, 2012 tax levies were 1.7% and 3.0%, respectively.

FOREST PRESERVE DISTRICT OF COOK COUNTY, ILLINOIS

NOTES TO FINANCIAL STATEMENTS As of and For the Year Ended December 31, 2013

NOTE III - DETAILED NOTES ON ALL FUNDS

A. DEPOSITS AND INVESTMENTS

The District maintains a cash and investment pool that is available for use by all funds. Each fund type's portion of this pool is displayed on the statement of net position and balance sheet as cash and investments. The deposits and investments of the pension trust funds are held separately from those of other funds.

The District's deposits and investments at year end were comprised of the following:

	Government- wide	Fiduciary	Total
Cash and cash equivalents	\$ 114,426,642	\$ -	\$ 114,426,642
Investments	106,482,867	197,731,255	304,214,122
Total cash and investments	<u>\$ 220,909,509</u>	<u>\$ 197,731,255</u>	<u>\$ 418,640,764</u>

Reconciliation to the financial statements

Per Statement of Net Position

Cash and cash equivalents	\$ 114,426,642
Investments	3,161,363
Restricted investments	103,260,144
Restricted short-term investments - capital assets	61,360

Per Statement of Net Position - Fiduciary Funds

U.S. and international equities	106,966,096
U.S. Government and Government Agency Obligations	10,117,517
Corporate Bonds	5,518,643
Collective international equity fund	11,072,021
Commingled fixed income fund	24,620,947
Exchange traded funds	4,851,827
Hedge fund	17,881,172
Real estate	10,768,305
Short-term investments	5,934,727
Total cash and investments	<u>\$ 418,640,764</u>

Deposits in each local and area bank are insured by the FDIC in the amount of \$250,000 for time and savings accounts (including NOW accounts) and \$250,000 for demand deposit accounts (interest-bearing and noninterest-bearing). In addition, if deposits are held in an institution outside of the state in which the government is located, insured amounts are further limited to a total of \$250,000 for the combined amount of all deposit accounts.

FOREST PRESERVE DISTRICT OF COOK COUNTY, ILLINOIS

NOTES TO FINANCIAL STATEMENTS As of and For the Year Ended December 31, 2013

NOTE III - DETAILED NOTES ON ALL FUNDS (cont.)

A. DEPOSITS AND INVESTMENTS (CONT.)

Primary Government

Custodial Credit Risk - Deposits

Custodial credit risk is the risk that in the event of a financial institution failure, the District's deposits may not be returned to the District. As of December 31, 2013, all of the District's deposits were collateralized in accordance with their investment policy.

Custodial Credit Risk - Investments

For an investment, custodial credit risk is the risk that, in the event of the failure of the counterparty, the District will not be able to recover the value of its investments or collateral securities that are in the possession of an outside party. As of December 31, 2013, no investments were exposed to custodial credit risk.

Credit Risk

Credit risk is the risk that an issuer or other counterparty to an investment will not fulfill its obligations.

The District's formal investment policy is to apply the prudent-person rule. Investments are made as a prudent person would be expected to act, with discretion and intelligence, to seek reasonable income, preserve capital, and in general, avoid speculative investments. The District's certificates of deposit and money market funds are not rated. The Illinois Funds are rated AAA by Standard & Poor's as of December 31, 2013. The following table presents a summarization of the District's credit quality ratings of investments at December 31, 2013

Type of Investment	Ratings	
	S&P	Moody's
U.S. Government and Government Agency obligations	AAAm	Aaa
Commercial paper	A-1	P-1

FOREST PRESERVE DISTRICT OF COOK COUNTY, ILLINOIS

NOTES TO FINANCIAL STATEMENTS As of and For the Year Ended December 31, 2013

NOTE III - DETAILED NOTES ON ALL FUNDS (cont.)

A. DEPOSITS AND INVESTMENTS (CONT.)

Concentration of Credit Risk

Concentration of credit risk is the risk of loss attributed to the magnitude of a government's investment in a single issuer. The District operates its investments as individual portfolios within each fund. In the 2012 Capital Improvement Bonds Fund, more than 5% of the District's investments are invested in Anglesea Funding Commercial Paper and Mount Cliff Finance Commercial Paper at December 31, 2013. The 2012 Capital Improvement Bonds Fund holds \$14,018,000 in Anglesea Funding Commercial Paper, representing 14% of the fund's investment portfolio and \$12,007,000 in Mount Cliff Finance Commercial Paper, representing 12% of the fund's investment portfolio.

Interest Rate Risk

Interest rate risk is the risk that changes in interest rates will adversely affect the value of an investment.

As of December 31, 2013, the District's investments were as follows:

Investment Type	Fair Value	Maturity (In Years)	
		Less than 1	1 - 5
U.S. Government and Government Agency obligations	\$ 77,296,533	\$ 18,148,733	\$ 59,147,800
Commercial Paper	26,025,000	26,025,000	-
Totals	<u>\$ 103,321,533</u>	<u>\$ 44,173,733</u>	<u>\$ 59,147,800</u>

Fiduciary Funds

Custodial Credit Risk – Investments

For an investment, custodial credit risk is the risk that, in the event of the failure of the counterparty, the Plan will not be able to recover the value of its investments or collateral securities that are in the possession of an outside party.

The Plan had no investments that were uninsured and unregistered, with securities held by the counterparty, or by its trust department or agent, but not held in the Plan's name, as of December 31, 2013.

FOREST PRESERVE DISTRICT OF COOK COUNTY, ILLINOIS

NOTES TO FINANCIAL STATEMENTS As of and For the Year Ended December 31, 2013

NOTE III - DETAILED NOTES ON ALL FUNDS (cont.)

A. DEPOSITS AND INVESTMENTS (CONT.)

Credit Risk

Credit risk is the risk that an issuer or other counterparty to an investment will not fulfill its obligations. The Plan's investment policy has set the average credit quality for each manager's total fixed income portfolio (corporate and U.S. Government holdings) of not less than A- by two of three credit agencies (Moody's Investors Service, Standard and Poor's and/or Fitch). The following table presents a summarization of the plan's credit quality ratings of investments at December 31, 2013 as valued by Moody's Investors Service, Standard and Poor's, and/or Finch:

Type of Investment	Ratings	
	S&P	Moody's
U.S. Government and Government Agency obligations	AA	Aa
Corporate bonds	BB to AA	Ba to Aa
Commingled fixed income fund	Not Rated	Not Rated
Short-term investments	Not Rated	Not Rated

FOREST PRESERVE DISTRICT OF COOK COUNTY, ILLINOIS

NOTES TO FINANCIAL STATEMENTS As of and For the Year Ended December 31, 2013

NOTE III - DETAILED NOTES ON ALL FUNDS (cont.)

A. DEPOSITS AND INVESTMENTS (CONT.)

Fiduciary Funds (CONT.)

Interest Rate Risk

Interest rate risk is the risk that changes in interest rates will adversely affect the value of an investment. Investments held for longer periods are subject to increased risk of adverse interest rate changes. The Plan's investment policy for the duration of each manager's total fixed income portfolio is within plus or minus 30% of the duration for the fixed income performance benchmark (*Barclays Capital Agreement Fixed Income* which was 5.55 years at December 31, 2013). At December 31, 2013, the Plan's non-equity investments consisted of the following:

Investment Type	Fair Value	Investment Maturity (In Years)			
		Less Than 1	1 - 5	6 - 10	More Than 10
U.S. Government and agency obligations	\$ 10,117,517	\$ -	\$ 3,080,638	\$ 2,736,979	\$ 4,299,900
Corporate bonds	5,518,643	210,300	1,628,392	3,136,136	543,815
Commingled fixed income fund	24,620,947	-	-	24,620,947	-
Totals	\$ 40,257,107	\$ 210,300	\$ 4,709,030	\$ 30,494,062	\$ 4,843,715

Foreign Currency Risk

Foreign currency risk is the risk that changes in the exchange rates will adversely affect the fair value of an investment or deposit. The Plan's investment policy limits the amount of investments in foreign equities to 20% of total Plan assets. The Plan's exposure to foreign currency risk at December 31, 2013 is as follows:

Investment	Fair Value (U.S. Dollars)
Equities:	
Australian dollar	\$ 3,137,336
British pound sterling	10,686,817
Canadian dollar	610,879
Danish krone	701,502
European euro	9,506,915
Hong Kong dollar	990,233
Japanese yen	5,669,460
New Zealand dollar	400,616
Swedish krona	2,246,077
Swiss franc	4,354,557
U.S. dollar	68,661,704
Total equities	\$ 106,966,096

FOREST PRESERVE DISTRICT OF COOK COUNTY, ILLINOIS

NOTES TO FINANCIAL STATEMENTS As of and For the Year Ended December 31, 2013

NOTE III - DETAILED NOTES ON ALL FUNDS (cont.)

A. DEPOSITS AND INVESTMENTS (CONT.)

Fiduciary Funds (CONT.)

Derivatives

The Plan's investment policy permits the use of financial futures for hedging purposes only. Speculation and leveraging of financial futures within the portfolio is prohibited. The Plan uses financial futures to manage portfolio risk and to facilitate international portfolio trading.

A derivative security is a financial contract whose value is based on, or "derived" from, a traditional security, an asset, or a market index. Derivative instruments include futures and forward contracts as part of the Plan's portfolio.

Derivative transactions involve, to varying degrees, credit risk, interest rate risk and market risk. Credit risk is the possibility that a loss may occur because a party to a transaction fails to perform according to the previously agreed upon terms. Interest rate risk is the risk that changes in interest rates will adversely affect the fair value of an investment. Market risk is the possibility that a change in interest or currency rates will cause the value of a financial instrument to decrease or become more costly to settle.

Forward currency contracts are used to hedge against fluctuations in foreign currency-denominated assets used primarily in portfolio trade settlements. These contracts are a cash contract in which a seller agrees to deliver a specific cash commodity to a buyer sometime in the future. Forward agreements are subject to the creditworthiness of the counterparties, which are principally large financial institutions. Forward currency contracts are reported at fair value in the receivable for securities sold and payable for securities purchased on the Fiduciary Statement of Net Position. The foreign currency contracts are short term in nature, typically ranging from one week to three months.

At December 31, 2013, the Plan's investments included the following currency contract balances:

Hedging derivative instruments

Forward currency contract receivables	\$ <u>378,102</u>
Forward currency contract payables	\$ <u>378,102</u>

For the year ended December 31, 2013, the change in fair value of the deferred inflows and outflows of the foreign currency contracts was not material to these financial statements.

FOREST PRESERVE DISTRICT OF COOK COUNTY, ILLINOIS

NOTES TO FINANCIAL STATEMENTS As of and For the Year Ended December 31, 2013

NOTE III - DETAILED NOTES ON ALL FUNDS (cont.)

A. DEPOSITS AND INVESTMENTS (CONT.)

Fiduciary Funds (CONT.)

Securities Lending

State statutes and the Plan's investment policy permit the Plan to lend securities to brokers-dealers and other entities with a simultaneous agreement to return collateral for the same securities in the future. The Plan's custodian, acting as the lending agent, lends securities for collateral in the form of cash, U.S. Government obligations and irrevocable letters of credit equal to 102% of the fair value of domestic securities plus accrued interest and 105% of the fair value of foreign securities plus accrued interest.

The Plan has a limit as to the amount of securities on loan of \$10 million. The Plan does not have the right to sell or pledge securities received as collateral unless the borrower defaults. The average term of securities loaned was 114 days for 2013; however, any loan may be terminated on demand by either the Plan or the borrower. Cash collateral is invested in a separately managed portfolio, which had an average weighted maturity at December 31, 2013 of 56 days.

As of December 31, 2013, the fair value (carrying amount) of loaned securities was \$17,516,824. As of December 31, 2013, the fair value (carrying amount) of cash collateral received by the Plan was \$15,956,754 and the fair value (carrying amount) of noncash collateral received by the Plan was \$1,969,629.

Although the Plan's securities lending activities are collateralized as described above, they involve both market and credit risk. In this context, market risk refers to the possibility that the borrower of securities will be unable to collateralize the loan upon a sudden material change in the fair value of the loaned securities. Credit risk refers to the possibility that counterparties involved in the securities lending program may fail to perform in accordance with the terms of their contracts.

Indemnification deals with a situation in which a client's securities are not returned due to the insolvency of a borrower. The contract with the lending agent requires indemnification to the Plan if borrowers fail to return the securities or fail to pay the Plan for income distributions by the issuers of securities while the securities are on loan.

During 2013, there were no losses due to default of a borrower or the lending agent.

FOREST PRESERVE DISTRICT OF COOK COUNTY, ILLINOIS

NOTES TO FINANCIAL STATEMENTS As of and For the Year Ended December 31, 2013

NOTE III - DETAILED NOTES ON ALL FUNDS (cont.)

A. DEPOSITS AND INVESTMENTS (CONT.)

Fiduciary Funds (CONT.)

Fiduciary Fund – Securities Lending (cont.)

A summary of securities loaned at fair value as of December 31, 2013 follows:

	2013
Securities loaned - cash collateral:	
U.S. and international equities	\$ 7,716,213
U.S. Government and government agency obligations	3,234,341
Exchange traded funds	4,226,784
Corporate bonds	409,653
Total securities loaned - cash collateral	<u>15,586,991</u>
Securities loaned - non-cash collateral:	
U.S. and international equities	275,591
U.S. Government and government agency obligations	1,011,633
Exchange traded funds	642,609
Total securities loaned - non-cash collateral	<u>1,929,833</u>
Total	<u>\$ 17,516,824</u>

FOREST PRESERVE DISTRICT OF COOK COUNTY, ILLINOIS

NOTES TO FINANCIAL STATEMENTS As of and For the Year Ended December 31, 2013

NOTE III - DETAILED NOTES ON ALL FUNDS (cont.)

B. RECEIVABLES

Governmental funds report *unavailable or unearned revenue* in connection with receivables for revenues that are not considered to be available to liquidate liabilities of the current period. Property taxes levied for the subsequent year are not earned and cannot be used to liquidate liabilities of the current period. Governmental funds also defer revenue recognition in connection with resources that have been received, but not yet earned. At the end of the current fiscal year, the various components of *unavailable revenue* and *unearned revenue* reported in the governmental funds were as follows:

	<u>Unearned</u>	<u>Unavailable</u>
Property taxes levied for future periods	\$ 64,441,924	\$ -
License fee receivable	7,961,047	1,512,442
Grants receivable	4,770,401	518,829
Concession receivable	<u>-</u>	<u>86,731</u>
Total Unearned/Unavailable Revenue for Governmental Funds	<u>\$ 77,173,372</u>	<u>\$ 2,118,002</u>
Unearned revenue included in liabilities	\$ 12,731,448	
Unearned revenue included in deferred inflows	<u>64,441,924</u>	
Total Unearned Revenue for Governmental Funds	<u>\$ 77,173,372</u>	

During the fiscal year, the District purchased an outstanding mortgage note in the amount of \$14,150,500. At the time of purchase, the borrower was delinquent in making payment and the underlying property was in foreclosure. No payments were made to the District subsequent to the purchase. As the underlying property of the mortgage note was in foreclosure, the District anticipated taking ownership of the property in lieu of bringing the property and mortgage note to auction. As such, the outstanding mortgage note is reported as a current loan receivable.

FOREST PRESERVE DISTRICT OF COOK COUNTY, ILLINOIS

NOTES TO FINANCIAL STATEMENTS As of and For the Year Ended December 31, 2013

NOTE III - DETAILED NOTES ON ALL FUNDS (cont.)

C. CAPITAL ASSETS

Capital asset activity for the year ended December 31, 2013, was as follows:

	Beginning Balance	Additions	Deletions	Ending Balance
Capital assets not being depreciated:				
Land	\$ 200,073,190	\$ 2,231,400	\$ -	\$ 202,304,590
Construction in progress	13,359,558	4,845,664	3,329,716	14,875,506
Total capital assets not being depreciated	<u>213,432,748</u>	<u>7,077,064</u>	<u>3,329,716</u>	<u>217,180,096</u>
Capital assets being depreciated:				
Land improvements	64,743,902	2,917,475	-	67,661,377
Buildings	79,964,444	187,102	-	80,151,546
Equipment	6,524,944	35,753	-	6,560,697
Vehicles	11,332,175	1,804,649	-	13,136,824
Total capital assets being depreciated	<u>162,565,465</u>	<u>4,944,979</u>	<u>-</u>	<u>167,510,444</u>
Less accumulated depreciation for:				
Land improvements	14,718,617	3,003,917	-	17,722,534
Buildings	31,846,864	2,801,988	-	34,648,852
Equipment	3,951,363	375,632	-	4,326,995
Vehicles	6,382,200	971,715	-	7,353,915
Total accumulated depreciation	<u>56,899,044</u>	<u>7,153,252</u>	<u>-</u>	<u>64,052,296</u>
Total capital assets being depreciated, net	<u>105,666,421</u>	<u>(2,208,273)</u>	<u>-</u>	<u>103,458,148</u>
Governmental activities capital assets, net	<u>\$ 319,099,169</u>	<u>\$ 4,868,791</u>	<u>\$ 3,329,716</u>	<u>\$ 320,638,244</u>

Depreciation expense was charged to governmental functions of the District as follows:

General administration	\$ 5,099,887
Resource management	350,956
Recreation and general maintenance	1,407,643
Public safety	284,221
Planning and development	<u>10,545</u>
Total depreciation expense - governmental activities	<u>\$ 7,153,252</u>

FOREST PRESERVE DISTRICT OF COOK COUNTY, ILLINOIS

NOTES TO FINANCIAL STATEMENTS As of and For the Year Ended December 31, 2013

NOTE III - DETAILED NOTES ON ALL FUNDS (cont.)

D. INTERFUND RECEIVABLES/PAYABLES, ADVANCES AND TRANSFERS

Interfund Receivables/Payables

The following is a schedule of interfund receivables and payables including any overdrafts on pooled cash and investment accounts:

Receivable Fund	Payable Fund	Amount
Corporate Fund	Real Estate Acquisition Fund	\$ 557,693
Corporate Fund	2012 Capital Improvement Bond Fund	89,860
Construction & Development Fund	Corporate Fund	11,287,026
Construction & Development Fund	Nonmajor Governmental Funds	9,113
Nonmajor Governmental Funds	Corporate Fund	2,656,191
Total - Fund Financial Statements		14,599,883
Less: Fund eliminations		(14,599,883)
Total Internal Balances - Government-Wide Statement of Position		\$ -

All amounts are due within one year.

The principal purpose of these interfunds is to loan resources between funds to support operations. All remaining balances resulted from the time lag between the dates that (1) interfund goods and services are provided or reimbursable expenditures occur, (2) transactions are recorded in the accounting system, and (3) payments between funds are made.

For the statement of net position, interfund balances which are owed within the governmental activities are netted and eliminated.

FOREST PRESERVE DISTRICT OF COOK COUNTY, ILLINOIS

NOTES TO FINANCIAL STATEMENTS As of and For the Year Ended December 31, 2013

NOTE III - DETAILED NOTES ON ALL FUNDS (cont.)

D. INTERFUND RECEIVABLES/PAYABLES, ADVANCES AND TRANSFERS (CONT.)

Transfers

The following is a schedule of interfund transfers as of December 31, 2013:

Fund Transferred To	Fund Transferred From	Amount
Construction and Development Fund	Corporate Fund	\$ 3,170
Capital Improvement Fund	Corporate Fund	1,550,000
Total - Fund Financial Statements		<u>1,553,170</u>
Less: Fund eliminations		<u>(1,553,170)</u>
Total - Government-Wide Statement of Activities		<u><u>\$ -</u></u>

Generally, transfers are used to (1) move revenues from the fund that collects them to the fund that the budget requires to expend them, (2) move receipts restricted to debt service from the funds collecting the receipts to the debt service fund, and (3) use unrestricted revenues collected in the general fund to finance various programs accounted for in other funds in accordance with budgetary authorizations.

For the statement of activities, interfund transfers within the governmental are netted and eliminated.

FOREST PRESERVE DISTRICT OF COOK COUNTY, ILLINOIS

NOTES TO FINANCIAL STATEMENTS As of and For the Year Ended December 31, 2013

NOTE III - DETAILED NOTES ON ALL FUNDS (cont.)

E. LONG-TERM OBLIGATIONS

Long-term obligations activity for the year ended December 31, 2013, was as follows:

	Beginning Balance	Additions	Refundings/ Reductions	Ending Balance	Due Within One Year
General Obligation Bonds	\$ 187,950,000	\$ -	\$ 8,295,000	\$ 179,655,000	\$ 7,120,000
Unamortized bond	21,870,884	-	1,353,720	20,517,164	-
Compensated absences	1,858,731	1,686,176	1,571,881	1,973,026	1,183,816
Postemployment benefit	12,280,577	2,573,730	-	14,854,307	-
Net pension obligation	36,382,010	9,381,379	-	45,763,389	-
Total long-term liabilities	<u>\$ 260,342,202</u>	<u>\$ 13,641,285</u>	<u>\$ 11,220,601</u>	<u>\$ 262,762,886</u>	<u>\$ 8,303,816</u>

The obligations for postemployment benefits, pensions, and compensated absences will be repaid from the Corporate Fund.

General Obligation Debt

All general obligation notes and bonds payable are backed by the full faith and credit of the District. Notes and bonds in the governmental funds will be retired by future property tax levies or tax increments accumulated by the debt service fund.

	Interest Rates	Original Indebtedness	Carrying Amount
Series 2004 General Obligation Bonds - Due in annual installments of \$3,270,000 to \$8,000,000 through November 15, 2024	5.00% - 5.25%	\$ 100,000,000	\$ 44,055,000
Series 2012A General Obligation Unlimited Tax Refunding Bonds - Due in annual installments of \$815,000 to \$6,905,000 through November 15, 2022	2.00% - 5.00%	31,575,000	26,455,000
Series 2012B General Obligation Limited Tax Project and Refunding Bonds - Due in annual installments of \$45,000 to \$4,250,000 through December 15, 2037	2.00% - 5.00%	54,905,000	53,945,000
Series 2012C General Obligation Unlimited Tax Bonds (Personal Property Replacement Tax Alternative Revenue Source) - Due in annual installments of \$1,250,000 to \$3,805,000 through December 15, 2037	2.00% - 5.00%	<u>56,450,000</u>	<u>55,200,000</u>
Total Governmental Activities - General Obligation Bonds		<u>\$ 242,930,000</u>	<u>\$ 179,655,000</u>

FOREST PRESERVE DISTRICT OF COOK COUNTY, ILLINOIS

NOTES TO FINANCIAL STATEMENTS As of and For the Year Ended December 31, 2013

NOTE III - DETAILED NOTES ON ALL FUNDS (cont.)

E. LONG-TERM OBLIGATIONS (CONT.)

Debt service requirements to maturity are as follows:

Year Ending December 31,	Principal	Interest	Total
2013	\$ 7,120,000	\$ 8,947,838	\$ 16,067,838
2014	7,205,000	8,638,438	15,843,438
2015	7,820,000	8,293,788	16,113,788
2016	8,220,000	7,889,500	16,109,500
2017	8,380,000	7,464,500	15,844,500
2018 - 2022	49,775,000	30,486,750	80,261,750
2023 - 2027	31,015,000	19,056,000	50,071,000
2028 - 2032	30,125,000	12,164,500	42,289,500
2033 - 2037	<u>29,995,000</u>	<u>3,840,500</u>	<u>33,835,500</u>
Total	\$ <u>179,655,000</u>	\$ <u>106,781,814</u>	\$ <u>286,436,814</u>

The District is subject to the Illinois Municipal Code, which limits the amount of certain indebtedness to 0.345% of the most recent available equalized assessed valuation of the District. As of December 31, 2013, the statutory debt limit for the District was \$469,807,284, providing a debt margin of \$297,272,284.

FOREST PRESERVE DISTRICT OF COOK COUNTY, ILLINOIS

NOTES TO FINANCIAL STATEMENTS As of and For the Year Ended December 31, 2013

NOTE III - DETAILED NOTES ON ALL FUNDS (cont.)

F. NET POSITION/FUND BALANCES

Net position reported on the government wide statement of net position at December 31, 2013, includes the following:

Governmental Activities

Net Investment in Capital Assets	
Land	\$ 202,304,590
Construction in progress	14,875,506
Other capital assets, net of accumulated depreciation	103,458,148
Less: Outstanding debt related to capital assets	(59,411,964)
Less: Unamortized premium related to capital assets	(6,976,802)
Add: Unamortized deferred charge on refunding related to capital assets	<u>887,275</u>
Total Net Investment in Capital Assets	<u>255,136,753</u>
Restricted:	
Grants	1,073,461
Debt service	11,463,978
Permanent fund	13,422,719
Construction and development	<u>11,187,562</u>
Total Restricted	<u>37,147,720</u>
Unrestricted	<u>(16,722,194)</u>
Total Governmental Activities Net Position	\$ <u><u>275,562,279</u></u>

FOREST PRESERVE DISTRICT OF COOK COUNTY, ILLINOIS

NOTES TO FINANCIAL STATEMENTS As of and For the Year Ended December 31, 2013

NOTE III - DETAILED NOTES ON ALL FUNDS (cont.)

G. COMPONENT UNIT – CHICAGO HORTICULTURAL SOCIETY

Nature of Organization

The Chicago Horticultural Society (Society) operates the Chicago Botanic Garden (CBG) on land owned by the Forest Preserve District of Cook County (the District) under an agreement expiring in 2015. Such agreement provides for an automatic renewal for 40 years upon agreement of the parties. The Society is considered a component unit of the District under the generally accepted accounting standards followed by the District; however, the Society is a separate legal entity.

The Entity's major sources of revenue and support are tax revenue and government grants.

Summary of Significant Accounting Policies

Basis of Consolidation – The consolidated financial statements include the accounts of the Society, Chicagoland Grows, Inc. and North Lawndale Land Corporation, NFP (collectively referred to as the Society). There are no significant intercompany transactions between these entities.

Basis of Presentation – The consolidated financial statements of the Society have been prepared on the accrual basis of accounting in conformity with accounting principles generally accepted in the United States of America (GAAPUSA).

Classification of Net Assets – The Society's net assets have been grouped into the following three classes:

1. Unrestricted – Net assets that are not subject to donor-imposed restrictions. Unrestricted net assets may be designated for specific purposes by action of the Board of Directors.
2. Temporarily Restricted – Net assets whose use by the Society is subject to donor-imposed restrictions that can be fulfilled by actions of the Society pursuant to those restrictions or that expire by the passage of time.
3. Permanently Restricted – Net assets subject to donor-imposed restrictions that they be maintained permanently by the Society. Generally, the donors of these assets permit the Society to use all or part of the income earned on the assets.

Pledges Receivable – Contributions, including unconditional promises, are recognized as revenue when the donor's commitment is received. Unconditional promises to give and grants expected to be received over more than one year are initially recorded at fair value by the Society as contribution receivable. They are subsequently valued at the present value of future cash flows. Conditional promises are recorded when donor stipulations are substantially met.

Accounts Receivable – Accounts receivable consist of government grants and other receivables that are carried at original invoice or voucher amount. Management monitors the collection of these receivables on a monthly basis and amounts are written off when deemed uncollectible.

FOREST PRESERVE DISTRICT OF COOK COUNTY, ILLINOIS

NOTES TO FINANCIAL STATEMENTS As of and For the Year Ended December 31, 2013

NOTE III - DETAILED NOTES ON ALL FUNDS (cont.)

G. COMPONENT UNIT – CHICAGO HORTICULTURAL SOCIETY (CONT.)

Summary of Significant Accounting Policies (CONT.)

Investments – Investments are measured at a fair value in the accompanying consolidated statements of financial position. Investment income or loss (including realized gains and losses on investments, changes in unrealized holding gains and losses, interest and dividends) on investments is included in investment income and return in the consolidated statements of activities. Gains and losses on securities transactions are accounted for on the specific-identification method. Certain investments require advance notice to sell the Society's share of its investment.

The Society's investments are exposed to various risks, such as interest rate, credit and overall market volatility. Due to these risk factors, it is reasonably possible that changes in the value of investments will occur in the near term and will materially affect the amounts reported in the consolidated financial statements.

In 1996, the Society established a spending policy based on the total return concept, and approved an investment payout of five (5) percent of the average fair value of the long-term investment pool for allocation to operations as directed by the Board of Directors. To the extent the investment payout exceeds investment income, it is reported as a nonoperating activity in the consolidated statements of activities.

Property and Equipment – All real property of the Society, whether purchased with District tax funds or private funds, is owned by the District. Personal property is owned by the Society. Property and equipment, whether owned by the District or the Society, is capitalized on the Society's books and depreciation is recorded using the straight-line method, based on estimated useful lives of the related assets or the term of the agreement. The useful lives of building and improvements, land improvements and equipment are 20 to 40 years, 20 years and 3 to 10 years, respectively.

Museum Assets – Purchased museum assets and rare books are capitalized at the time of purchase and not depreciated. Contributed material or services are not valued and thus are not reflected in the consolidated financial statements.

Financial Instruments – The Society's financial instruments consist of cash, pledges and accounts receivables, investments, bonds payable and interest rate swaps. Based on the weekly remarketing of the interest rates, the carrying amount of the bonds approximates its fair value as of December 31, 2013. For the remaining financial instruments other than pledges receivable, the carrying value is a reasonable estimate of fair value because of the short-term nature of the financial instruments. The fair values of the Society's pledges receivable are estimated based on the current interest rates and the period of collectability.

Interest Rate Swaps – The Society's interest rate swaps are recognized as a liability on the statement of financial position and measured at fair value. Any change in fair value is recognized immediately as earnings. In order to present the interest expense at the fixed amount paid, the periodic settlement payments are recorded as interest expense and are included as operating expenses in the statements of activities. The change in the fair value of these financial instruments, net of the periodic settlement payments, has been recorded in nonoperating activities in the statements of activities.

FOREST PRESERVE DISTRICT OF COOK COUNTY, ILLINOIS

NOTES TO FINANCIAL STATEMENTS As of and For the Year Ended December 31, 2013

NOTE III - DETAILED NOTES ON ALL FUNDS (cont.)

G. COMPONENT UNIT – CHICAGO HORTICULTURAL SOCIETY (CONT.)

Summary of Significant Accounting Policies (CONT.)

Endowment – GAAPUSA addresses the net asset classification of donor-restricted endowment funds for organizations subject to an enacted version of the 2006 Uniform Prudent Management of Institutional Funds Act (UPMIFA). A key component of UPMIFA is a requirement to classify the portion of a donor-restricted endowment fund that is not classified as permanently restricted net assets as temporarily restricted net assets until appropriated for expenditure.

Income Tax – The Society is exempt from income taxes under Section 501(c)(3) of the Internal Revenue Code of 1986 (as amended from time to time) as well as similar provisions of state and local revenue laws.

Chicagoland Grows, Inc. is tax exempt under Section 501(c)(3) of the Internal Revenue Code. Chicagoland Grows, Inc. is one of the most innovative plant introduction programs in the horticulture industry. The program's main goal is to develop and promote the use of new plant cultivars that are well-adapted to the growing conditions of the Upper Midwest.

In April 2012, the corporate name of Windy City Harvest was formally changed to North Lawndale Land Corporation, NFP (NLLC). NLLC is tax exempt under Section 501(c)(3) of the Internal Revenue Code. As of December 31, 2011, NLLC held land for sale in North Lawndale and a related note payable agreement. On July 6, 2012, NLLC and the Society, its sole member, conveyed the land held for sale to SFF Lender, LLC, in satisfaction of the note payable agreement entered into by the parties in connection with the purchase of the land. Effective November 26, 2012, NLLC was dissolved.

The Society's application of GAAPUSA regarding uncertain tax positions had no effect on its financial position as management believes the Society has no material unrecognized income tax liabilities, including any potential risk of loss of its exempt status. The Society would account for any potential interest or penalties related to possible future liabilities for unrecognized income tax liabilities as income tax expense. The Society is no longer subject to examination by tax authorities for federal, state or local income taxes for periods before 2010.

Use of Estimates – The preparation of financial statements in conformity with GAAPUSA requires management to make estimates and assumptions that affect the reported amounts of assets and liabilities and disclosure of contingent assets and liabilities as of the date of the consolidated financial statements and the reported amounts of revenue and expenses during the reporting period. Actual results could differ from those estimates.

Functional Allocation of Expenses – The costs of providing the program and support services have been reported on a functional basis in the consolidated statements of activities. Indirect costs have been allocated between the various programs and support services based on estimates, as determined by management. Although the methods of allocation used are considered reasonable, other methods could be used that would produce a different amount.

FOREST PRESERVE DISTRICT OF COOK COUNTY, ILLINOIS

NOTES TO FINANCIAL STATEMENTS As of and For the Year Ended December 31, 2013

NOTE III - DETAILED NOTES ON ALL FUNDS (cont.)

G. COMPONENT UNIT – CHICAGO HORTICULTURAL SOCIETY (CONT.)

Pledges Receivable

Contributions are recorded at fair value initially and present value thereafter. The Society discounted contributions due in more than one year using rates between 0.13% and 1.74%. Unconditional promises to give are expected to be received in the following periods as of December 31, 2013:

Within one year	\$	6,963,000
One to five years		7,901,000
More than five years		600,000
Less:		
Discount to present value		(173,000)
Allowance for uncollectible promises to give		(50,000)
	\$	<u>15,241,000</u>

Beneficial Interests in Third-Party Trusts

Beneficial interests in third-party trusts primarily consist of charitable remainder trusts. These interests are adjusted to fair value using an interest rate of 4.27% to 8.40% for the discount rate.

Gross beneficial interests	\$	2,248,000
Less fair value discount		(559,000)
	\$	<u>1,689,000</u>

FOREST PRESERVE DISTRICT OF COOK COUNTY, ILLINOIS

NOTES TO FINANCIAL STATEMENTS As of and For the Year Ended December 31, 2013

NOTE III - DETAILED NOTES ON ALL FUNDS (cont.)

G. COMPONENT UNIT – CHICAGO HORTICULTURAL SOCIETY (CONT.)

Investments

Investments consist of the following as of December 31, 2013:

Corporate bonds and fixed income funds	\$ 14,424,000
Common stock and equity funds	46,810,000
Money market funds	16,710,000
Hedge funds	6,358,000
Private equity funds	4,703,000
Real estate funds	<u>2,043,000</u>
	<u>\$ 91,048,000</u>

Total investment return consists of the following:

Interest and dividends	\$ 1,563,000
Realized gain on sale of investments	1,500,000
Change in unrealized gain on investments	<u>7,404,000</u>
	<u>\$ 10,467,000</u>

Investment income included in operations totaled \$1,295,000 for 2013. The total investment return is net of \$125,000 of investment consulting fees for the year ended December 31, 2013.

Fair Value Measurements

GAAPUSA defines fair value as the price that would be received to sell an asset or paid to transfer a liability in an orderly transaction between market participants as of the measurement date. GAAPUSA describes three approaches to measuring the fair value of assets and liabilities: the market approach, the income approach and the cost approach. Each approach includes multiple valuation techniques. GAAPUSA does not prescribe which valuation technique should be used when measuring fair value, but does establish a fair value hierarchy that prioritizes the inputs used in applying the various techniques. Inputs broadly refer to the assumptions that market participants use to make pricing decisions, including assumptions about risk. Level 1 inputs are given the highest priority in the hierarchy while Level 3 inputs are given the lowest priority. Financial assets and liabilities carried at fair value are classified in one of the following three categories based upon the inputs to the valuation technique:

FOREST PRESERVE DISTRICT OF COOK COUNTY, ILLINOIS

NOTES TO FINANCIAL STATEMENTS As of and For the Year Ended December 31, 2013

NOTE III - DETAILED NOTES ON ALL FUNDS (cont.)

G. COMPONENT UNIT – CHICAGO HORTICULTURAL SOCIETY (CONT.)

Fair Value Measurements (CONT.)

- *Level 1* – Observable inputs that reflect unadjusted quoted prices for identical assets or liabilities in active markets as of the reporting date. Active markets are those in which transactions for the asset or liability occur in sufficient frequency and volume to provide pricing information on an ongoing basis. Investments included in Level 1 include listed equities.
- *Level 2* - Observable market-based inputs or unobservable inputs that are corroborated by market data. Investments which are generally included in this category include less liquid and certain over-the-counter derivatives. Investments that are included in this category also include investments in investment partnerships such as hedge funds.
- *Level 3* - Unobservable inputs that are not corroborated by market data. These inputs reflect management's best estimate of fair value using net asset value per share of the funds. Investments that are included in this category generally include investments in investment partnerships such as private equity and real estate funds.

In certain cases, the inputs used to measure fair value may fall into different levels of the fair value hierarchy. In such cases, an investment's level within the fair value hierarchy is based on the lowest level of input that is significant to the fair value measurements. The Society's assessment of the significance of a particular input to the fair value measurement in its entirety requires judgments and considers factors specific to the investment. The following section describes the valuations techniques used by the Society to measure different financial instruments at fair value and includes the level within the fair value hierarchy in which the financial instrument is categorized.

FOREST PRESERVE DISTRICT OF COOK COUNTY, ILLINOIS

NOTES TO FINANCIAL STATEMENTS As of and For the Year Ended December 31, 2013

NOTE III - DETAILED NOTES ON ALL FUNDS (cont.)

G. COMPONENT UNIT – CHICAGO HORTICULTURAL SOCIETY (CONT.)

Fair Value Measurements (CONT.)

The following table presents the Society's fair value hierarchy for those assets and liabilities measured at fair value on a recurring basis as of December 31, 2013:

Investment Type	Total Fair Value	Fair Value Measurements at Using		
		Quoted Prices in Active Markets for Identical Assets (Level 1)	Significant Other Observable Inputs (Level 2)	Significant Unobservable Inputs (Level 3)
Assets - Investments:				
Equity mutual funds:				
Equity - U.S. Large cap	\$ 24,296,000	\$ 24,296,000	\$ -	\$ -
Equity - U.S. Mid cap	4,220,000	4,220,000	-	-
Equity - U.S. Small cap	4,937,000	4,937,000	-	-
U.S. growth	437,000	437,000	-	-
International growth	7,951,000	7,951,000	-	-
Emerging market value	4,969,000	4,969,000	-	-
Fixed income mutual funds:				
U.S. core bond	10,972,000	10,972,000	-	-
Global bond	3,452,000	3,452,000	-	-
Money Market Fund	16,643,000	16,643,000	-	-
Other				
Multi-strategy hedge funds	6,358,000	-	6,358,000	-
Private equity funds	4,703,000	-	-	4,703,000
Real estate funds	2,043,000	-	-	2,043,000
Subtotal	90,981,000	77,877,000	6,358,000	6,746,000
Beneficial interests in third-party trusts	1,689,000	-	-	1,689,000
Totals	\$ 92,670,000	\$ 77,877,000	\$ 6,358,000	\$ 8,435,000
Liabilities:				
Derivative Liabilities	\$ 3,772,000	\$ -	\$ 3,772,000	\$ -

Not included in the above table is \$67,000 in cash and cash equivalents in brokerage accounts as of December 31, 2013.

FOREST PRESERVE DISTRICT OF COOK COUNTY, ILLINOIS

NOTES TO FINANCIAL STATEMENTS As of and For the Year Ended December 31, 2013

NOTE III - DETAILED NOTES ON ALL FUNDS (cont.)

G. COMPONENT UNIT – CHICAGO HORTICULTURAL SOCIETY (CONT.)

Fair Value Measurements (CONT.)

Level 1

Investments in securities traded on a national securities exchange, or reported on the NASDAQ national market, are stated at the last reported sale price on the day of valuation.

Level 2

Estimated fair values for hedge funds were based on net asset value per share of the funds with no redemption restrictions.

Interest rate swaps are not traded on an exchange and are recorded at fair value based on a variety of observable inputs, including contractual terms, interest rate curves, yield curves, credit curves, measure of volatility and correlations of such inputs. Valuation adjustments may be made in the determination of fair value, which was obtained by an independent third-party advisor. These adjustments include amounts to reflect counterparty credit quality and liquidity risk. A schedule of potential counterparty risk was also provided by an independent third-party advisor. This schedule assumed the maximum exposure assuming the counterparty had no claims-paying ability and had not posted collateral with a third party. The beneficial interests in trusts are stated at the estimated fair value based on the Society's percentage of the trust applied to the total fair value of the trust, which is based primarily on quoted market prices. Changes in fair value of the underlying trust assets, as determined by the trustees that hold and manage these assets, are recognized in the consolidated statements of activities in the periods in which they occur.

Level 3

Estimated fair values of private equity funds and real estate funds were based on net asset value per share of the funds with redemption restrictions longer than 90 days.

The fair value of the Society's investments in investment partnerships generally represents the amount the Society would expect to receive if it were to liquidate its investment in the investment partnerships excluding any redemption charges that may apply. In circumstances where the investment partnerships' net asset values were deemed to differ from fair value due to illiquidity or other factors, net asset values were adjusted accordingly to reflect illiquidity reserves. Accordingly, the estimated fair values may differ significantly from the values that would have been used had a ready market existed for these investments.

The Society's beneficial interests in third party trusts are stated at estimated fair value. Estimated fair value is based on the present value of the future cash flows based on an applied discount rate, estimated life expectancy of the donors or other beneficiaries, and the percentage of the trust's assets designated to the Society.

FOREST PRESERVE DISTRICT OF COOK COUNTY, ILLINOIS

NOTES TO FINANCIAL STATEMENTS As of and For the Year Ended December 31, 2013

NOTE III - DETAILED NOTES ON ALL FUNDS (cont.)

G. COMPONENT UNIT – CHICAGO HORTICULTURAL SOCIETY (CONT.)

Fair Value Measurements (CONT.)

The following table presents a reconciliation of the beginning and ending balances recorded for instruments classified as Level 3 in the fair value hierarchy as of December 31, 2013:

	Fair Value Measurement Using Significant Unobservable Inputs (Level 3)			
	Private Equity Funds	Real Estate Funds	Beneficial Interest in Third-party Trusts	Total
Assets:				
Beginning balance, December 31, 2012	\$ 4,709,000	\$ 2,742,000	\$ 1,424,000	\$ 8,875,000
Total gain/losses (realized and change in unrealized) included in change in net position	386,000	(19,000)	265,000	632,000
Purchases	210,000	-	-	210,000
Settlements	(602,000)	(680,000)	-	(1,282,000)
Ending balance, December 31, 2013	<u>\$ 4,703,000</u>	<u>\$ 2,043,000</u>	<u>\$ 1,689,000</u>	<u>\$ 8,435,000</u>
The amount of total gain/losses for the year included in change in net position attributable to the change in unrealized gain/losses relating to assets still held at December 31, 2013				
	<u>\$ 530,000</u>	<u>\$ 333,000</u>	<u>\$ 265,000</u>	<u>\$ 1,128,000</u>

Level 3 gains/losses (realized and change in unrealized) are reported on the statement of activities as investment return net of amount designated for current use.

FOREST PRESERVE DISTRICT OF COOK COUNTY, ILLINOIS

NOTES TO FINANCIAL STATEMENTS As of and For the Year Ended December 31, 2013

NOTE III - DETAILED NOTES ON ALL FUNDS (cont.)

G. COMPONENT UNIT – CHICAGO HORTICULTURAL SOCIETY (CONT.)

Fair Value Measurements (CONT.)

	Fair Values as of December 31, 2013	Unfunded Commitments	Redemption Frequency (If Currently Eligible)	Redemption Notice Period
Hedge funds:	\$			
Multi-strategy ^(a)	6,358,000	\$ -	quarterly	45-90 days
Private equity funds ^(b)	4,703,000	1,006,000		
Real estate funds ^(c)	2,043,000	159,000		
	<u>\$ 13,104,000</u>	<u>\$ 1,165,000</u>		

(a) This category invests in hedge funds that pursue multiple strategies to diversify risks and reduce volatility. The investments include hedge funds that invest directly in individual equity, fixed income, derivative and private securities. The investments also include a hedge fund of funds that invests in hedge funds through a multi-manager, multi-strategy approach. The underlying hedge fund managers invest in individual equity, fixed income, derivative and private securities through various strategies in different global markets. The fund of funds typically invests over 50% of its portfolio with managers pursuing an equity long/short strategy.

(b) This category includes several private equity funds that invest in a wide range of equity and equity-related securities of management buyout transactions and special equity transactions. A characteristic of the investments in this category is that distributions are received through the liquidation of the underlying assets of the fund. These investments may not be redeemed without the prior written consent of the general partner. If these investments were held, it is estimated that the underlying assets of the fund would be liquidated over five to eight years. However, the individual investments that will be sold have not yet been determined. Because it is not probable that any individual investment in this category will be sold, the fair value of each individual investment has been estimated using the net asset value of the Society's ownership interest in partners' capital.

(c) This category includes several real estate funds that invest primarily in U.S. commercial real estate. The fair values of the investments in this category have been estimated using the net asset value of the Society's ownership interest in partners' capital. Distributions from each fund will be received as the underlying investments of the funds are liquidated. These investments may not be redeemed without the prior written consent of the general partner. It is estimated that the underlying assets of the fund will be liquidated over the next three to eight years. However, the individual investments that will be sold have not yet been determined. Because it is not probable that any individual investment will be sold, the fair value of each individual investment has been estimated using the net asset value of the Society's ownership interest in partners' capital. Once it has been determined which investments will be sold and whether those investments will be sold individually or in a group, the investments will be sold in an action process. The investee fund's management must approve of the buyer before the sale of the investment can be completed.

FOREST PRESERVE DISTRICT OF COOK COUNTY, ILLINOIS

NOTES TO FINANCIAL STATEMENTS As of and For the Year Ended December 31, 2013

NOTE III - DETAILED NOTES ON ALL FUNDS (cont.)

G. COMPONENT UNIT – CHICAGO HORTICULTURAL SOCIETY (CONT.)

Property and Equipment

Property and equipment are reflected at cost and consist of the following:

Buildings and improvements	\$	86,618,000
Land improvements		71,436,000
Equipment		13,603,000
Museum Assets		4,225,000
Construction in progress		<u>3,054,000</u>
Total capital assets		178,936,000
Accumulated depreciation		<u>(77,259,000)</u>
Total capital assets, net of accumulated depreciation	\$	<u><u>101,677,000</u></u>

Construction in progress as of December 31, 2013 consists of expenditures associated primarily with the Garden Café renovation, the development of the learning campus education center and garden, nursery and greenhouse campus and various other projects. The Garden Café renovation project is managed by a general contractor with a signed commitment of approximately \$3 million as of December 31, 2013.

Accounts payable included \$351,000 of construction in progress of various projects as of December 31, 2013. The Society follows the policy of capitalizing interest as a component of the cost of the property, plant, and equipment constructed for its own use.

Line of Credit

The Society has a \$5 million line of credit available. Outstanding amounts bear interest at a prime based rate or a LIBOR plus 0.50%. There were no borrowings outstanding on this line of credit as of December 31, 2013. The line expires on December 31, 2014, but it is management's expectation that the line will be renewed by the bank. The Society has agreed to maintain a funded indebtedness (cash, unrestricted investments, and unrestricted pledges to indebtedness) financial ratio of at least .75 to 1.0 at December 31, 2013.

FOREST PRESERVE DISTRICT OF COOK COUNTY, ILLINOIS

NOTES TO FINANCIAL STATEMENTS As of and For the Year Ended December 31, 2013

NOTE III - DETAILED NOTES ON ALL FUNDS (cont.)

G. COMPONENT UNIT – CHICAGO HORTICULTURAL SOCIETY (CONT.)

Bonds Payable

Bonds payable at December 31, 2013, consist of the following amounts due to the Illinois Finance Authority, which issued Adjustable Demand Revenue Bonds on the Society's behalf:

Series 2008, payable 2043	\$ 30,000,000
Series 1999, payable 2029	<u>20,000,000</u>
	<u>\$ 50,000,000</u>

The Society has obtained a letter of credit from a bank for each bond issue, which provides credit enhancement for the bonds. The letter of credit for the Series 1999 bonds and Series 2008 bonds expires on December 31, 2014.

The bonds' proceeds were used by the Society to finance the costs of construction, to equip new operating facilities and gardens, and to pay certain issuance costs.

The bonds' interest rate is adjustable weekly based on a national index of tax-exempt variable rate bonds. The weekly rates for 2013 averaged 0.10%.

Total interest expense for all debt, and including the interest payments made under the swap agreements for 2013 and was \$1,599,000.

In the event that the remarketing agent is unable to remarket the bonds, the bonds become pledged bonds to the bank under the letter of credit. If the letter of credit cannot be renewed and an alternative letter of credit cannot be obtained, the bonds require payment according to an amortization schedule consisting of eight quarterly installments of principal with the initial installment due 366 days after a drawing under the letter of credit.

The Society has agreed to maintain a funded indebtedness (cash, unrestricted investments, and unrestricted pledges to indebtedness) financial ratio of at least 0.75 to 1.0 on the combined bond issues. The Society was in compliance with this covenant as of the year ended December 31, 2013.

FOREST PRESERVE DISTRICT OF COOK COUNTY, ILLINOIS

NOTES TO FINANCIAL STATEMENTS As of and For the Year Ended December 31, 2013

NOTE III - DETAILED NOTES ON ALL FUNDS (cont.)

G. COMPONENT UNIT – CHICAGO HORTICULTURAL SOCIETY (CONT.)

Interest Rate Swaps

The Society entered into two interest rate swap agreements, which are considered derivative financial instruments. The Society does not utilize interest rate swaps or other similar financial instruments for trading or other speculative purposes. The counterparty for these swap agreements is The Northern Trust Company (the Bank), a major financial institution with which the Society also has other financial relationships.

The principal objective of these swap agreements is to minimize the risks associated with financing agreements by reducing the impact of changes in interest rates on floating rate debt. These swap agreements are a contract to exchange fixed interest payments for the floating rate interest received over the life of the swap agreements without the exchange of the underlying notional amounts. Effective June 1, 2006, the Society entered into an agreement to limit the interest rate exposure to 4.13% on a notional amount of \$12,000,000 that expires on June 1, 2016. On July 1, 2010, the agreement was blended with an extended agreement to limit interest rate exposure to 3.56% on a notional amount of \$12,000,000. The revised agreement expires on July 1, 2025. Effective February 12, 2009, the Society entered into an agreement to limit the interest rate exposure to 2.385% on a notional amount of \$38,000,000 that expires February 1, 2019. The Society is exposed to credit loss in the event of nonperformance by the Bank to the interest rate swap agreements. However, the Society does not anticipate nonperformance by the Bank.

The following table presents the amounts and the locations of the amounts relating to the Society's interest rate swaps in the Society's financial statements for the year ended December 31, 2013:

Statement of Financial Position Information Location on	
statement of fair value of liability:	
Derivative instrument	\$ <u>3,772,000</u>
Statement of Activities Information:	
Change in fair value of derivative instruments,	
net of periodic settlement payments	2,896,000
Periodic settlement payments recorded as interest	
expense and included in the operating expenses	<u>(1,287,000)</u>
Total loss on derivative instruments	\$ <u>1,609,000</u>

FOREST PRESERVE DISTRICT OF COOK COUNTY, ILLINOIS

NOTES TO FINANCIAL STATEMENTS As of and For the Year Ended December 31, 2013

NOTE III - DETAILED NOTES ON ALL FUNDS (cont.)

G. COMPONENT UNIT – CHICAGO HORTICULTURAL SOCIETY (CONT.)

Endowment

The Society's endowment consists of 67 individual funds established for a variety of purposes. Its endowment includes both donor-restricted endowment funds and funds designated by the Board of Directors to function as endowments. As required by GAAPUSA, net assets associated with endowment funds, including funds designated by the Board of Directors to function as endowments, are classified and reported based on existences or absences of donor-imposed restrictions.

Interpretation of Relevant Law

The Board of Directors of the Society has interpreted the Uniform Prudent Management of Institutional Funds Act (UPMIFA) as requiring the preservation of the fair value of the original gift as of the gift date of the donor-restricted endowment funds absent explicit donor stipulations to the contrary. As a result of this interpretation, the Society classifies as permanently restricted net assets (a) the original value of gifts donated to the permanent endowment, (b) the original value of subsequent gifts to the permanent endowment, and (c) accumulations to the permanent endowment made in accordance with the direction of the applicable donor gift instrument at the time the accumulation is added to the fund. The remaining portion of the donor-restricted endowment fund that is not classified in permanently restricted net assets is classified as temporarily restricted net assets until those amounts are appropriated for expenditure by the Society in a manner consistent with the standard of prudence prescribed by UPMIFA.

In accordance with UPMIFA, the Society considers the following factors in making a determination to appropriate or accumulate donor restricted endowment funds:

- (1) The duration and preservation of the fund
- (2) The purpose of the Society and the donor-restricted endowment fund
- (3) General economic conditions
- (4) The possible effect of inflation and deflation
- (5) The expected total return from income and the appreciation of investments
- (6) Other resources of the Society
- (7) The investment policies of the Society

FOREST PRESERVE DISTRICT OF COOK COUNTY, ILLINOIS

NOTES TO FINANCIAL STATEMENTS As of and For the Year Ended December 31, 2013

NOTE III - DETAILED NOTES ON ALL FUNDS (cont.)

G. COMPONENT UNIT – CHICAGO HORTICULTURAL SOCIETY (CONT.)

Endowment (CONT.)

Return Objects and Risk Parameters

The Society has adopted investment and spending policies for endowment assets that attempt to provide a predictable stream of funding to programs supported by its endowment while seeking to maintain the purchasing power of the endowment assets. Endowment assets include those assets of donor-restricted funds that the Society must hold in perpetuity or for a donor-specified period(s) as well as board-designated funds. Under this policy, as approved by the Board of Directors, the endowment assets are invested in a manner that is intended to produce results that exceed the total return of the weighted average blend of a combination of global equity and fixed income benchmarks utilizing strategies consistent with the Society's portfolio strategy while assuming a moderate level of investment risk. Additional comparisons are made to endowment and foundation peer groups. The Society expects its endowment funds, over time, to provide a long-term average rate of return of approximately 6.5 percent annually. Actual returns in any given year may vary from this amount.

Spending Policy and How the Investment Objectives Relate to Spending Policy

The Society has established a spending policy based on the total return concept and approved an investment payout of five (5) percent of the average fair value of the long-term investment pool for allocation to operations as directed by the Board of Directors. In establishing this policy, the Society considered the long-term expected return on its endowment. This is consistent with the Society's objective to maintain the purchasing power of the endowment assets held in perpetuity or for a specified term as well as to provide additional real growth through new gifts and investment return.

Strategies Employed for Achieving Objectives

To satisfy its long-term rate-of-return objectives, the Society relies on a total return strategy in which investment returns are achieved through both capital appreciation (realized and unrealized) and current yield (interest and dividends). The Society targets a diversified asset allocation that places a greater emphasis on equity-based investments to achieve its long-term return objectives within prudent risk constraints.

Funds with Deficiencies

From time to time, the fair value of assets associated with individual donor-restricted endowment funds may fall below the level that the donor or UPMIFA requires the Society to retain as a fund of perpetual duration. In accordance with GAAPUSA, deficiencies of this nature that are reported in unrestricted net assets were \$10,000 as of December 31, 2013. These deficiencies resulted from unfavorable market fluctuations that occurred shortly after the investment of new permanently restricted contributions and continued appropriation for certain programs that was deemed prudent by the Board of Directors.

FOREST PRESERVE DISTRICT OF COOK COUNTY, ILLINOIS

NOTES TO FINANCIAL STATEMENTS As of and For the Year Ended December 31, 2013

NOTE III - DETAILED NOTES ON ALL FUNDS (cont.)

G. COMPONENT UNIT – CHICAGO HORTICULTURAL SOCIETY (CONT.)

Endowment (CONT.)

Endowment net assets composition by type of fund as of December 31, 2013:

	<u>Unrestricted</u>	<u>Temporarily Restricted</u>	<u>Permanently Restricted</u>	<u>Total</u>
Donor-restricted endowment funds	\$ (10,000)	\$ 9,932,000	\$ 26,058,000	\$ 35,980,000
Board-designated endowment funds	<u>46,794,000</u>	<u>-</u>	<u>-</u>	<u>46,794,000</u>
Total funds	<u>\$ 46,784,000</u>	<u>\$ 9,932,000</u>	<u>\$ 26,058,000</u>	<u>\$ 82,774,000</u>

Changes in endowment net position for the year ended December 31, 2013:

	<u>Unrestricted</u>	<u>Temporarily Restricted</u>	<u>Permanently Restricted</u>	<u>Total</u>
Beginning balance	\$ 36,285,000	\$ 7,070,000	\$ 25,417,000	\$ 68,772,000
Investment return:				
Investment income	935,000	627,000	-	1,562,000
Net depreciation (realized and change in unrealized)	<u>5,272,000</u>	<u>3,530,000</u>	<u>-</u>	<u>8,802,000</u>
Total investment return	6,207,000	4,157,000	-	10,364,000
Contributions	-	-	641,000	641,000
Bequests and contributions designated by the board for endowment	1,714,000	-	-	1,714,000
Appropriation of endowment assets for expenditure	(1,611,000)	(1,295,000)	-	(2,906,000)
Transfers to add assets to board-designated endowment funds	<u>4,189,000</u>	<u>-</u>	<u>-</u>	<u>4,189,000</u>
Ending balance	<u>\$ 46,784,000</u>	<u>\$ 9,932,000</u>	<u>\$ 26,058,000</u>	<u>\$ 82,774,000</u>

FOREST PRESERVE DISTRICT OF COOK COUNTY, ILLINOIS

NOTES TO FINANCIAL STATEMENTS As of and For the Year Ended December 31, 2013

NOTE III - DETAILED NOTES ON ALL FUNDS (cont.)

G. COMPONENT UNIT – CHICAGO HORTICULTURAL SOCIETY (CONT.)

Employee Benefit Plan

The Society sponsors an Internal Revenue Code Section 403(b) defined contribution money purchase retirement plan. Participation in the plan is voluntary for all eligible employees who have completed one year of service. The employee and the Society make contributions to the plan trustee. The Society's expense for this plan for 2013 was \$264,000.

Beginning in 2010, the Society established an Internal Revenue Code Section 457(b) Plan covering employees with certain contractual arrangements. The benefits under the plan are contingent upon completion of contractual obligations and are valued on an annual basis to reflect the return on the Society's investments. The assets and liabilities of the plan in the amounts of \$229,000 and \$192,000, respectively, are included in the statement of net assets as of December 31, 2013. The Society contributed benefits of \$53,000 under this plan for the year ended December 31, 2013.

Concentrations

The Society maintains its cash in bank deposit accounts, which at times may exceed federally insured limits. The Society has not experienced any losses in such accounts. The Society believes it is not exposed to any significant credit risk on cash.

Related-Party Transactions

The Society purchases goods and services from several businesses that are associated with the Board of Directors in its normal course of business. Total expenditures to these related companies amounted to \$432,000 for 2013. These goods and services were provided at rates consistent with the market rates for not-for-profit organizations.

FOREST PRESERVE DISTRICT OF COOK COUNTY, ILLINOIS

NOTES TO FINANCIAL STATEMENTS As of and For the Year Ended December 31, 2013

NOTE III - DETAILED NOTES ON ALL FUNDS (cont.)

H. COMPONENT UNIT – CHICAGO ZOOLOGICAL SOCIETY

Nature of Organization

The mission of The Chicago Zoological Society (the “Society”) is to inspire conservation leadership by connecting people with wildlife and nature. The Society (an Illinois not-for-profit corporation) maintains and operates the Brookfield Zoo (the “Zoo”) under a contract with the Forest Preserve District of Cook County (the “District”) extending through April 2026. The contract provides for an automatic renewal for an additional 20 years unless revoked in writing 12 months prior to the end of the contract by either the Society or the District. Under the contract, the land occupied by the Zoo is provided by the District at no charge. In addition, the District funds a significant portion of the Society’s operations under the contract through taxes levied by the District and distributed to the Society. Additional funding for the development and operation of the Zoo by the Society is obtained through private donations, memberships, and various admission, exhibit, and concession fees.

Summary of Significant Accounting Policies

Basis of Presentation – The consolidated financial statements have been prepared on the accrual basis of accounting. The Society maintains its books and records in accordance with the principles and practices of fund accounting. This is the procedure by which resources are classified into funds established according to their nature and purpose and on the existence of donor-imposed restrictions. Accordingly, net assets of the Society are reported as follows:

- Unrestricted - Those resources over which the Board of Trustees has discretionary control. These include any designated amounts the Board has set aside for a particular purpose.
- Temporarily Restricted – Those resources subject to donor-imposed restrictions that will be satisfied either by actions of the Society or the passage of time. When a donor restriction is met, temporarily restricted net assets are reclassified to unrestricted net assets and reported in the statement of activities as net assets released from restrictions.
- Permanently Restricted – Those resources subject to donor-imposed restrictions that stipulate that the principal of these endowments be permanently invested by the Society. The donors of these resources have permitted the Society to use all of the income earned, including capital appreciation, for unrestricted or temporarily restricted purposes.

FOREST PRESERVE DISTRICT OF COOK COUNTY, ILLINOIS

NOTES TO FINANCIAL STATEMENTS As of and For the Year Ended December 31, 2013

NOTE III - DETAILED NOTES ON ALL FUNDS (cont.)

H. COMPONENT UNIT – CHICAGO ZOOLOGICAL SOCIETY (CONT.)

Summary of Significant Accounting Policies (CONT.)

Revenue and Support – Tax revenue appropriated and collected by the District partially supports the services provided by the Society under its contract with the District to operate the Zoo. Amounts recognized from the District under the contract for 2013 represent the amounts appropriated by the District for 2012 property taxes and personal property replacement taxes, which are due for payment from taxpayers in 2013 for ultimate distribution to the Zoo. Tax revenues also include the Society's share of any amounts remitted to the District by the Cook County Collector (the "County") for prior year property tax payments, net of the Society's share of any property tax refunds returned to the taxpayers by the County. Support from the District for any given year is recognized at the net amount reported as collected by the District to operate the Zoo. A receivable is recorded at year end for any amounts reported as collected by the District but not yet remitted to the Society.

Cash contributions are recognized in the period received. Pledges, including grants, are recognized in the period pledged. Conditional pledges are not recognized until the conditions on which they depend are substantially met. Unconditional pledges expected to be received over more than one year are initially recorded by the Society as contributions receivable at fair value. They are subsequently valued at the present value of future cash flows. An allowance for uncollectible pledges receivable is provided based on management's judgment considering factors such as prior collection history, type of contribution, and nature of fundraising activity.

Sponsorship revenue is recognized in the period the sponsorship benefits take place resulting in some cases in a deferral of all or a portion of the sponsorship.

Guest services revenue includes daily food and retail operations as well as catered events. Admissions and parking include daily entrance and parking fees charged to guests as well as tickets to in-park attractions. Revenue is recognized for these activities when the service is delivered.

Membership revenue is deferred and recorded as revenue ratably over the membership period. Memberships are valid one to two years from the date of purchase.

Cash - The Society maintains its cash in bank deposit accounts, which at times may exceed federally insured limits. At December 31, 2013, all noninterest-bearing transaction accounts are fully insured by the FDIC. The Society has not experienced any losses in such accounts. The Society believes it is not exposed to any significant credit risk on cash and cash equivalents.

Inventories - Merchandise inventories are recorded at the lower of weighted-average cost or market, which is approximately 74 percent of total inventories as of December 31, 2013. A reserve is recorded for slow-moving items. Concession inventories are recorded at the lower of the last-in cost or market, which is approximately 26 percent of total inventories as of December 31, 2013.

FOREST PRESERVE DISTRICT OF COOK COUNTY, ILLINOIS

NOTES TO FINANCIAL STATEMENTS As of and For the Year Ended December 31, 2013

NOTE III - DETAILED NOTES ON ALL FUNDS (cont.)

H. COMPONENT UNIT – CHICAGO ZOOLOGICAL SOCIETY (CONT.)

Summary of Significant Accounting Policies (CONT.)

Investments - Investments are reported at fair value. Investment income, including net realized and unrealized gains (losses), is reflected in the statement of activities as an increase (decrease) in net assets. Interest and dividend income is recorded on the accrual basis. The Society invests cash in excess of daily requirements in short-term investments. Realized gains and losses are determined based on specific identification of securities sold.

The Society's investments are exposed to various risks, such as interest rate, credit, and overall market volatility. Due to these risk factors, it is reasonably possible that changes in the value of investments will occur in the near future and will materially affect the amounts reported in the financial statements.

Park Improvements - Park improvements and equipment are stated at cost. Depreciation is computed using the straight-line method based on estimated useful lives of the assets as shown below:

	<u>Years</u>
Park Improvements	10 – 40
Equipment	5

The Society capitalizes individual equipment expenditures over \$5,000 and park improvement projects over \$5,000. The land site of the Zoo is owned by the District and, accordingly, is not recorded in the Society's financial statements. All park improvements acquired by the Society are legally owned by the District. All exhibit buildings and similar facilities, including those purchased with the District funds, including equipment, are recorded as park improvements on the books of the Society and are depreciated over their estimated useful lives. This depreciation expense for park improvements is not funded by the District tax collections.

Tax Status - The Society has received a determination letter from the internal Revenue Service indicating that the Society is exempt from federal income taxes under the provisions of Section 501(c)(3) of the Internal Revenue Code except for taxes on unrelated business income. Accordingly, no provision for federal income taxes is included in the statement of activities, except for taxable unrelated business income.

The Society's application of accounting principles generally accepted in the United States of America (GAAP) regarding uncertain tax positions had no effect on its financial position as management believes the Society has no material unrecognized income tax benefits, including any potential risk- of loss of its not-for-profit tax status. The Society would account for any potential interest or penalties related to possible future liabilities for unrecognized income tax benefits as income tax expense. The Society is no longer subject to examination by federal, state, or local tax authorities for periods before 2010.

FOREST PRESERVE DISTRICT OF COOK COUNTY, ILLINOIS

NOTES TO FINANCIAL STATEMENTS As of and For the Year Ended December 31, 2013

NOTE III - DETAILED NOTES ON ALL FUNDS (cont.)

H. COMPONENT UNIT – CHICAGO ZOOLOGICAL SOCIETY (CONT.)

Summary of Significant Accounting Policies (CONT.)

Management Estimates - The preparation of financial statements in conformity with GAAP requires management to make estimates and assumptions that affect the reported amounts of assets and liabilities and disclosure of contingent assets and liabilities as of the date of the financial statements and the reported amounts of revenue and expenses during the reporting period. Actual results could differ from those estimates.

Donated Services - The Society's Zoo volunteers have made significant contributions of their time to develop, manage, and operate the Zoo and the Society's programs. The value of this time is not reflected in the financial statements, as they do not require specialized skills. The value of time donated for services requiring specialized skills, which the Society would have had to otherwise purchase, has been included in both revenue and expense in the statement of activities.

Animal Collection - Animal collections, which were acquired through breeding loans, purchases, and contributions, are not recognized as assets on the statement of financial position. Costs to acquire collection items are recorded as decreases in unrestricted net assets in the year in which the animals are acquired. Proceeds from de-accessions are reflected as increases in the appropriate net asset class.

The Society's animal collections consist of specimens with numerous attributes including taxonomic group, age, sex, relationship and value to other animals, endangered status, and breeding potential. The Society retains a record of every animal in a permanent file. An inventory of the collection is prepared annually. Professionally trained keeper staff and population managers provide daily care for the collection and determine population needs.

Financial Instruments – The Society's financial instruments consist of cash, pledges and accounts receivables, investments, accounts payable, accrued expenses, bonds payable, and interest rate swaps.

Investments and interest rate swaps are carried at fair value.

Based on the weekly remarketing of the interest rates, the carrying amount of the bonds approximates its fair value as of December 31, 2013. For the remaining financial instruments other than pledges receivable, the carrying value is a reasonable estimate of fair value because of the short-term nature of the financial instruments. The fair values of the Society's pledges receivable are estimated based on the current interest rates and the period of collectability.

Interest Rate Swaps - The Society entered into three interest rate swap agreements to manage its exposure on its variable rate Revenue Bonds Series 1995B and Series 2008. The Society's interest rate swaps are recognized as a liability on the statement of financial position and measured at fair value. Any changes in the fair value of the swap agreements are recognized in the statement of activities.

FOREST PRESERVE DISTRICT OF COOK COUNTY, ILLINOIS

NOTES TO FINANCIAL STATEMENTS As of and For the Year Ended December 31, 2013

NOTE III - DETAILED NOTES ON ALL FUNDS (cont.)

H. COMPONENT UNIT – CHICAGO ZOOLOGICAL SOCIETY (CONT.)

Summary of Significant Accounting Policies (CONT.)

Endowments - GAAP addresses the net asset classification of donor-restricted endowment funds for organizations subject to an enacted version of the 2006 Uniform Prudent Management of Institutional Funds Act (UPMIFA). UPMIFA was enacted in Illinois effective June 30, 2009. A key component of UPMIFA is a requirement to classify the portion of a donor-restricted endowment fund that is not classified as permanently restricted net assets as temporarily restricted net assets until appropriated for expenditure.

Unconditional Pledges and Grants Receivable

Unconditional pledges and grants receivable as of December 31, 2013, are due to be received as follows:

Within one year	\$	3,546,000
One to five years		1,962,000
More than five years		30,000
Less:		
Discount to present value		(70,000)
Allowance for uncollectible promises to give		<u>(265,000)</u>
	\$	<u><u>5,203,000</u></u>

The discount rate used in determining the net present value of unconditional pledges and grants receivable is 0.38% as of December 31, 2013.

FOREST PRESERVE DISTRICT OF COOK COUNTY, ILLINOIS

NOTES TO FINANCIAL STATEMENTS As of and For the Year Ended December 31, 2013

NOTE III - DETAILED NOTES ON ALL FUNDS (cont.)

H. COMPONENT UNIT – CHICAGO ZOOLOGICAL SOCIETY (CONT.)

Fair Value Measurements

GAAP defines fair value as the price that would be received to sell an asset or paid to transfer a liability in an orderly transaction between market participants as of the measurement date. GAAP describes three approaches to measuring the fair value of assets and liabilities: the market approach, the income approach and the cost approach. Each approach includes multiple valuation techniques. GAAP does not prescribe which valuation technique should be used when measuring fair value, but does establish a fair value hierarchy that prioritizes the inputs used in applying the various techniques. Inputs broadly refer to the assumption that market participants use to make pricing decisions, including assumptions about risk. Level 1 inputs are given the highest priority in the hierarchy while Level 3 inputs are given the lowest priority. Financial assets and liabilities carried at fair value are classified in one of the following three categories based on the inputs to the valuation technique used:

- Level 1 - Observable inputs that reflect unadjusted quoted prices for identical assets or liabilities in active markets as of the reporting date. Active markets are those in which transactions for the asset or liability occur in sufficient frequency and volume to provide pricing information on an ongoing basis.
- Level 2 - Observable market-based inputs or unobservable inputs that are corroborated by market data.
- Level 3 - Unobservable inputs that are not corroborated by market data. These inputs reflect management's best estimate of fair value using its own assumptions about the assumptions a market participant would use in pricing the asset or liability.

The following tables set forth by level within the fair value hierarchy the Society's financial assets and liabilities that were accounted for at fair value on a recurring basis as of December 31, 2013. As required by GAAP, assets and liabilities are classified in their entirety based on the lowest level of input that is Significant to the fair value measurement. The Society's assessment of the significance of a particular input to the fair value measurement requires judgment, and may affect their placement within the fair value hierarchy levels.

FOREST PRESERVE DISTRICT OF COOK COUNTY, ILLINOIS

NOTES TO FINANCIAL STATEMENTS As of and For the Year Ended December 31, 2013

NOTE III - DETAILED NOTES ON ALL FUNDS (cont.)

H. COMPONENT UNIT – CHICAGO ZOOLOGICAL SOCIETY (CONT.)

Fair Value Measurements (CONT.)

Investment Type	Fair Values as of December 31, 2013	Fair Value Measurements at Reporting Date Using		
		Quoted Prices in Active Markets for Identical Assets (Level 1)	Significant Other Observable Inputs (Level 2)	Significant Unobservable Inputs (Level 3)
Assets - Investments:				
Mutual Funds:				
Commodity futures	\$ 3,433,000	\$ 3,433,000	\$ -	\$ -
Equity - Emerging markets	2,932,000	2,932,000	-	-
Equity - International	4,504,000	4,504,000	-	-
Equity - U.S. Large cap	5,700,000	5,700,000	-	-
Equity - U.S. Small cap	1,837,000	1,837,000	-	-
Fixed - High yield bonds	4,115,000	4,115,000	-	-
Fixed - International bonds	5,876,000	5,876,000	-	-
Fixed - Master limited partnerships	3,849,000	3,849,000	-	-
Fixed - Treasury inflation protected	1,753,000	1,753,000	-	-
Fixed - U.S. Intermediate bonds	5,913,000	5,913,000	-	-
Fixed - U.S. Short-term bonds	3,340,000	3,340,000	-	-
International real estate	1,563,000	1,563,000	-	-
U.S. real estate	1,412,000	1,412,000	-	-
Municipal bonds	1,795,000	-	1,795,000	-
Corporate bonds	300,000	-	300,000	-
Total assets	\$ 48,322,000	\$ 46,227,000	\$ 2,095,000	\$ -
Liabilites - Derivative Liabilities	\$ 1,792,000	\$ -	\$ 1,792,000	\$ -

Not included in the above table is \$28,525,000 in cash and cash equivalents in brokerage accounts as of December 31, 2013.

Level 1 Inputs – Estimated fair values for the Society's publically traded mutual funds were based on quoted market prices.

FOREST PRESERVE DISTRICT OF COOK COUNTY, ILLINOIS

NOTES TO FINANCIAL STATEMENTS As of and For the Year Ended December 31, 2013

NOTE III - DETAILED NOTES ON ALL FUNDS (cont.)

H. COMPONENT UNIT – CHICAGO ZOOLOGICAL SOCIETY (CONT.)

Fair Value Measurements (CONT.)

Level 2 Inputs

Bonds – Estimated fair values for the Society's municipal and corporate bonds were based on similar investments that are traded on the secondary market. The estimated fair value observable inputs also consider that \$2,095,000, as of December 31, 2013, of the municipal and corporate bonds are weekly variable rate taxable bonds, which have a weekly redemption option at face value.

Bank Common Trust Funds – Investments in bank common trust funds are highly liquid since the common trust funds invest mostly in marketable securities. As a result, the estimated fair value of the bank common trust funds is based primarily on observable market inputs and does not require significant judgment by the Society's management in the assessment of fair value. The fair value of investments in bank common trust funds is based on their net asset values, as these funds do not have a readily determinable fair value (as defined by GAAP). In addition, the funds continue to be classified as Level 2 because there are no redemption restrictions.

- The bank common trust funds, which are held at The Northern Trust Company, are described below.
- *NTGI-OM Common Daily Aggregate Bond Index Fund – Lending* – The primary objective of this fund is to hold a portfolio representative of the overall U.S. bond and debt market as characterized by the Lehman Brothers Aggregate Bond Index. This fund may participate in securities lending.

Interest Rate Swaps – The Society's swaps are not traded on an exchange. The valuation model used to calculate fair value of the Society's interest rate swaps includes a variety of observable inputs, including contractual terms, interest rate curves, yield curves, credit curves, measure of volatility, and correlations of such inputs. The Society's interest rate swaps are classified as Level 2 in the fair value hierarchy.

Level 3 Inputs – There are no Level 3 investments as of December 31, 2013.

There were no other investment funds that do not have a readily determinable fair value as of December 31, 2013.

FOREST PRESERVE DISTRICT OF COOK COUNTY, ILLINOIS

NOTES TO FINANCIAL STATEMENTS As of and For the Year Ended December 31, 2013

NOTE III - DETAILED NOTES ON ALL FUNDS (cont.)

H. COMPONENT UNIT – CHICAGO ZOOLOGICAL SOCIETY (CONT.)

Investments

Investment Income (loss) consists of the following for the year ended December 31, 2013:

	Unrestricted			Temporarily Restricted	Total Investment Income
	General Fund	Designated Fund	Capital Fund		
Dividends and interest	\$ 11,000	\$ 683,000	\$ -	\$ 633,000 *	\$ 1,327,000
Realized gains	3,000	728,000	-	464,000	1,195,000
Change in unrealized gain/loss	-	503,000	-	368,000	871,000
Total investment income	<u>\$ 14,000</u>	<u>\$ 1,914,000</u>	<u>\$ -</u>	<u>\$ 1,465,000</u>	<u>\$ 3,393,000</u>

*Net of related expenses of \$20,000 for the year ended December 31, 2013.

Property and Equipment

Park improvements included the following classifications as of December 31, 2013:

Park improvements	\$ 237,395,000
Equipment	7,236,000
Construction in progress	<u>1,243,000</u>
Total	245,874,000
Accumulated Depreciation	<u>(112,140,000)</u>
Net	<u>\$ 133,734,000</u>

Line of Credit

During 2013, the Society had available a \$5,000,000 unsecured evergreen line of credit demand note with a bank. The Society has the option to select the prime rate, LIBOR plus 1.1 percent, or the federal funds rate plus 1.1 percent. There were no borrowings outstanding on this line of credit at any time during 2013.

FOREST PRESERVE DISTRICT OF COOK COUNTY, ILLINOIS

NOTES TO FINANCIAL STATEMENTS As of and For the Year Ended December 31, 2013

NOTE III - DETAILED NOTES ON ALL FUNDS (cont.)

H. COMPONENT UNIT – CHICAGO ZOOLOGICAL SOCIETY (CONT.)

Revenue Bonds

Revenue bonds outstanding as of December 31, 2013 are as follows:

Illinois Education Facilities Authority (IEFA) -	
Series 1995B	\$ 5,000,000
Village of Brookfield - Series 2005	1,035,000
Village of Brookfield - Series 2008	<u>30,720,000</u>
Total	<u>\$ 36,755,000</u>

In June, 2008, the Village of Brookfield issued \$39,850,000 of Revenue Bonds, Chicago Zoological Society Series 2008. These bonds are subject to a loan agreement with the Village of Brookfield, which assigned its interest to The Bank of New York Trust Company, as trustee. Series 2008 Bonds mature on June 1, 2038, bear interest at a variable rate based on weekly re-marketing, and have adjustable methods of demand features, purchase features, redemption provisions, rate determination dates, rate change dates, and interest payment dates. Interest incurred for these revenue bonds for the years ended December 31, 2013 was \$858,000.

FOREST PRESERVE DISTRICT OF COOK COUNTY, ILLINOIS

NOTES TO FINANCIAL STATEMENTS As of and For the Year Ended December 31, 2013

NOTE III - DETAILED NOTES ON ALL FUNDS (cont.)

H. COMPONENT UNIT – CHICAGO ZOOLOGICAL SOCIETY (CONT.)

Revenue Bonds (CONT.)

Expenses incurred in connection with the Series 2008 Bond offerings of \$297,000 were deferred and are being amortized on a straight-line basis over the period the bonds are to be outstanding. The Series 2008 Bonds are secured by a letter of credit that expires on June 18, 2016. In the event that the agent is unable to re-market the bonds, the bonds become a demand note under an irrevocable letter of credit issued by The Northern Trust Company. Should the irrevocable letter of credit not be renewed, an alternative credit facility must be obtained or the bonds require repayment in twelve equal quarterly installments.

On June 18, 2008, the Society entered into a seven-year interest rate swap agreement for \$20,000,000 of the 2008 Series Bonds with The Northern Trust Company to exchange a variable rate interest payment equal to the SIFMA for a fixed interest payment of 3.52 percent. The SIFMA variable interest rate approximates the weekly re-marketing variable rate. The swap exposes the Society to basis risk should the relationship between the weekly re-marketing rate and SIFMA rate change significantly. The fair value liability for the obligation under this instrument was \$944,000 as of December 31, 2013.

On October 1, 2009, the Society entered into a seven-year interest rate swap agreement for \$5,000,000 of the 2008 Series Bonds with The Northern Trust Company to exchange a variable rate interest payment equal to the SIFMA for a fixed interest payment of 2.84 percent. The SIFMA variable interest rate approximates the weekly re-marketing variable rate. The swap exposes the Society to basis risk should the relationship between the weekly re-marketing rate and SIFMA rate change significantly. The fair value liability for the obligation under this instrument was \$324,000 as of December 31, 2013.

The remaining \$5,720,000 of Series 2008 bonds had an effective variable interest rate of 0.11 percent during 2013.

In December 2005, the Village of Brookfield issued \$3,530,000 of Revenue Bonds, Chicago Zoological Society Series 2005. These bonds are subject to a loan agreement with the Village of Brookfield, which assigned its interest to The Northern Trust Company.

The Series 2005 Bonds are due in annual installments ranging from \$375,000 for the year ending December 31, 2013 to \$270,000 for the year ending December 15, 2016 and bear a variable interest rate of 70 percent of the monthly LIBOR plus 42 basis points.

The Society incurred \$100,000 of Series 2005 Bond issuance costs, which it recorded as a deferred asset and is amortizing on a straight-line basis over the life of the bond.

FOREST PRESERVE DISTRICT OF COOK COUNTY, ILLINOIS

NOTES TO FINANCIAL STATEMENTS As of and For the Year Ended December 31, 2013

NOTE III - DETAILED NOTES ON ALL FUNDS (cont.)

H. COMPONENT UNIT – CHICAGO ZOOLOGICAL SOCIETY (CONT.)

Revenue Bonds (CONT.)

The Series 2005 Bonds are subject to mandatory sinking fund redemption at a redemption price equal to 100 percent of the principal amount to be redeemed plus accrued interest to the redemption date on December 15 of the following years and in the following principal amounts:

<u>Years Ending December 31</u>	<u>Amount</u>
2014	375,000
2015	390,000
2016	<u>270,000</u>
Total	<u>\$ 1,035,000</u>

In December 1995, the Society issued tax-exempt bonds through IEFA. Series 1995B Serial Bonds mature on December 15, 2025, bear interest at a variable rate based on weekly re-marketing, and have adjustable methods of demand features, purchase features, redemption provisions, rate determination dates, rate change dates, and interest payment dates. The bonds are subject to mandatory sinking fund redemption at a redemption price equal to 100 percent of the principal amount to be redeemed plus accrued interest to the redemption date on December 15 of the following years and in the following principal amounts:

<u>Years Ending December 31</u>	<u>Amount</u>
2016	\$ 135,000
2017	445,000
2018	465,000
2019	490,000
2020	510,000
Later years	<u>2,955,000</u>
Total	<u>\$ 5,000,000</u>

FOREST PRESERVE DISTRICT OF COOK COUNTY, ILLINOIS

NOTES TO FINANCIAL STATEMENTS As of and For the Year Ended December 31, 2013

NOTE III - DETAILED NOTES ON ALL FUNDS (cont.)

H. COMPONENT UNIT – CHICAGO ZOOLOGICAL SOCIETY (CONT.)

Revenue Bonds (CONT.)

Expenses incurred in connection with the Series 1995B Bond offerings were deferred and are being amortized on a straight-line basis over the period the bonds are to be outstanding. The Series 1995B Serial Bonds are secured by a letter of credit that expires on June 18, 2016. In the event that the agent is unable to re-market the bonds, the bonds become a demand note under an irrevocable letter of credit issued by The Northern Trust Company. Should the irrevocable letter of credit not be renewed, an alternative credit facility must be obtained or the bonds require repayment in twelve equal quarterly installments.

On November 14, 2005, the Society entered into an 11-year interest rate swap agreement with The Northern Trust Company to exchange a variable rate interest payment equal to the SIFMA for a fixed interest payment of 4.18 percent. The swap's notional amount of \$5,000 matches the \$5,000 1995B variable rate bonds while the SIFMA variable interest rate approximates the weekly re-marketing variable rate. The swap exposes the Society to basis risk should the relationship between the weekly remarketing rate and SIFMA rate change significantly. The fair value liability for the obligation under this instrument was \$524,000 as of December 31, 2013.

The letter of credit for the Series 2008 Bonds, the loan agreement for the Series 2005 Bonds, and the letter of credit for the Series 1995B Bonds are subject to certain financial covenants, the most restrictive of which includes the maintenance of a positive annual change in net assets in the total unrestricted funds after adding back depreciation, and a restriction concerning unrestricted cash and investments plus Leadership Campaign pledge receivables as a percentage of total debt.

The estimated fair value of the outstanding debt is \$36,755,000 as of December 31, 2013.

Total interest expense is \$1,068,000 for the year ended December 31, 2013.

FOREST PRESERVE DISTRICT OF COOK COUNTY, ILLINOIS

NOTES TO FINANCIAL STATEMENTS As of and For the Year Ended December 31, 2013

NOTE III - DETAILED NOTES ON ALL FUNDS (cont.)

H. COMPONENT UNIT – CHICAGO ZOOLOGICAL SOCIETY (CONT.)

Revenue Bonds (CONT.)

The following table presents the amounts and the locations of the amounts relating to the Society's interest rate swap in the Society's financial statements as of and for the years ended December 31, 2013:

Statement of financial position information -	
Location on statement of fair value of liability -	
Derivative instruments	\$ <u>1,792,000</u>
Statement of activities information:*	
Change in the fair value of interest rate	
swap agreements	\$ (934,000)
Interest expense	<u>1,036,000</u>
Total loss on derivative instruments	\$ <u>102,000</u>

* Both interest expense and the change in the fair value of the interest rate swaps are classified in the statement of activities allocated among the following expense lines: animal collection and conservation programs, care of buildings and grounds, admissions and parking, and guest services.

Tax Collections

Tax collections received by the Society from the District were made up of the following components as of December 31, 2013:

Real estate taxes - tax year 2012	\$ 14,372,000
Personal property replacement taxes	749,000
Prior year taxes, refunds, and other - net	<u>(12,000)</u>
Total	\$ <u>15,109,000</u>

FOREST PRESERVE DISTRICT OF COOK COUNTY, ILLINOIS

NOTES TO FINANCIAL STATEMENTS As of and For the Year Ended December 31, 2013

NOTE III - DETAILED NOTES ON ALL FUNDS (cont.)

H. COMPONENT UNIT – CHICAGO ZOOLOGICAL SOCIETY (CONT.)

Temporarily Restricted Net Assets

Temporarily restricted net assets are available for the following purposes as of December 31, 2013:

Donor-restricted endowments:	
Conservation research program	355,000
Education and communication program	1,477,000
Unappropriated earnings on unrestricted endowment - Time restricted	3,772,000
Other	497,000
Capital improvements	\$ 7,217,000
Conservation research program	693,000
Education and communication program	1,232,000
Leadership campaign - time restricted	1,298,000
Unappropriated earnings on unrestricted endowment - time restricted	
Other	1,024,000
Total	<u>\$ 17,565,000</u>

Permanently Restricted Net Assets

Permanently restricted net assets are restricted for the following purposes as of December 31, 2013:

Conservation research program	\$ 1,037,000
Education and communication program	4,643,000
Other	1,714,000
Total	<u>\$ 7,394,000</u>

Endowment

The Society's endowment consists of 11 individual funds established for a variety of purposes. Its endowment includes both donor-restricted endowment funds and funds designated by the Board of Trustees to function as endowments. As required by GAAP, net assets associated with endowment funds, including funds designated by the Board of Trustees to function as endowments, are classified and reported based on existences or absences of donor-imposed restrictions.

FOREST PRESERVE DISTRICT OF COOK COUNTY, ILLINOIS

NOTES TO FINANCIAL STATEMENTS As of and For the Year Ended December 31, 2013

NOTE III - DETAILED NOTES ON ALL FUNDS (cont.)

H. COMPONENT UNIT – CHICAGO ZOOLOGICAL SOCIETY (CONT.)

Endowment (CONT.)

The Society interpreted the Uniform Prudent Management of Institutional Funds Act (UPMIFA) as requiring the preservation of the fair value of the original gift as of the date of the gift of the donor-restricted endowment funds absent explicit donor stipulations to the contrary. As a result of this interpretation, the Society classifies as permanently restricted net assets (a) the original value of gifts donated to the permanent endowment and (b) the original value of subsequent gifts to the permanent endowment. The portion of the donor-restricted endowment fund that is not classified in permanently restricted net assets is classified as temporarily restricted net assets until those amounts are appropriated for expenditure by the Society in a manner consistent with the standard of prudence prescribed by UPMIFA. In accordance with UPMIFA, the Society considers the following factors in making a determination to appropriate or accumulate donor restricted endowment funds:

- (1) The duration and preservation of the fund
- (2) The purpose of the donor-restricted endowment fund
- (3) General economic conditions
- (4) The possible effect of inflation and deflation
- (5) The expected total return from income and the appreciation of investments
- (6) Other resources of the Society
- (7) The investment policies of the Society

Return Objectives and Risk Parameters - The Society has adopted investment and spending policies for endowment assets that attempt to provide a predictable stream of funding to programs supported by its endowment while seeking to maintain the purchasing power of the endowment assets. Endowment assets include those assets of donor-restricted funds that the Society must hold in perpetuity or for a donor-specified period(s) as well as board-designated funds. Under this policy, as approved by the Board of Trustees, the endowment assets are invested in a manner that is intended to produce results that exceed the price and yield results of the respective benchmarks for the different asset classes provided for in the Society's investment policy. These asset classes include domestic and international equities, high-grade corporate and government bonds and cash equivalents, but specifically excludes any direct investment in real estate and commodities (i.e., gold). Any investments in hedge funds or derivatives require separate approval by the Board of Trustees. The Society expects its endowment funds, over time, to provide an average rate of return of approximately 7 percent annually, net of management fees. Actual returns in any given year may vary from this amount.

FOREST PRESERVE DISTRICT OF COOK COUNTY, ILLINOIS

NOTES TO FINANCIAL STATEMENTS As of and For the Year Ended December 31, 2013

NOTE III - DETAILED NOTES ON ALL FUNDS (cont.)

H. COMPONENT UNIT – CHICAGO ZOOLOGICAL SOCIETY (CONT.)

Endowment (CONT.)

Spending Policy and How the Investment Objectives Relate to Spending Policy - The Society has a policy of appropriating for distribution each year up to 5 percent of its endowment fund's average fair value over the prior 12 quarters through the calendar year end two years preceding the fiscal year in which the distribution is planned. In establishing this policy, the Society considered the long-term expected return on its endowment. Accordingly, over the long term, the Society expects the current spending policy to allow its endowment to grow at an average of 2 percent annually. This is consistent with the Society's objective to maintain the purchasing power of the endowment assets held in perpetuity or for a specified term as well as to provide additional real growth through new gifts and investment return.

Strategies Employed for Achieving Objectives - To satisfy its long-term rate-of-return objectives, the Society relies on a total return strategy in which investment returns are achieved through both capital appreciation (realized and unrealized) and current yield (interest and dividends). The Society targets a diversified asset allocation that places a greater emphasis on equity-based investments to achieve its long-term return objectives within prudent risk constraints.

Endowment net asset composition by type of fund as of December 31, 2013 is as follows:

	Unrestricted	Temporarily Restricted	Permanently Restricted	Total
Donor-restricted endowment funds	\$ -	\$ 6,101,000	\$ 7,394,000	\$ 13,495,000
Board-designated endowment funds	5,168,000	-	-	5,168,000
Total funds	<u>\$ 5,168,000</u>	<u>\$ 6,101,000</u>	<u>\$ 7,394,000</u>	<u>\$ 18,663,000</u>

Charges in endowment net assets for the year ended December 31, 2013 are as follows:

	Unrestricted	Temporarily Restricted	Permanently Restricted	Total
Endowment net assets - beginning of year	\$ 4,702,000	\$ 5,006,000	\$ 7,303,000	\$ 17,011,000
Investment Return:				
Investment income	152,000	386,000	-	538,000
Net gains (realized and unrealized)	435,000	1,110,000	-	1,545,000
Total investment return	587,000	1,496,000	-	2,083,000
Contributions	21,000	233,000	91,000	345,000
Appropriation of endowment assets for expenditure	(142,000)	(634,000)	-	(776,000)
Total contributions and appropriations	(121,000)	(401,000)	91,000	(431,000)
Endowment net assets - end of year	<u>\$ 5,168,000</u>	<u>\$ 6,101,000</u>	<u>\$ 7,394,000</u>	<u>\$ 18,663,000</u>

FOREST PRESERVE DISTRICT OF COOK COUNTY, ILLINOIS

NOTES TO FINANCIAL STATEMENTS As of and For the Year Ended December 31, 2013

NOTE III - DETAILED NOTES ON ALL FUNDS (cont.)

H. COMPONENT UNIT – CHICAGO ZOOLOGICAL SOCIETY (CONT.)

Net Assets Released from Restrictions

Net assets were released from donor restrictions during the year ended December 31, 2013 by passage of time or incurring expenses satisfying the following restricted purposes:

Capital improvements	\$	5,394,000
Conservation research program		1,186,000
Education and communication program		888,000
Leadership campaign - time restricted		764,000
Other		<u>1,115,000</u>
Total	\$	<u><u>9,347,000</u></u>

FOREST PRESERVE DISTRICT OF COOK COUNTY, ILLINOIS

NOTES TO FINANCIAL STATEMENTS As of and For the Year Ended December 31, 2013

NOTE III - DETAILED NOTES ON ALL FUNDS (cont.)

H. COMPONENT UNIT – CHICAGO ZOOLOGICAL SOCIETY (CONT.)

Retiree Medication Benefits

GAAP requires the Society to recognize the funded status of its postretirement benefit plan as a liability in the statement of financial position with an offsetting amount in the statement of activities and to recognize changes in that funded status in the year in which changes occur through the change in net assets. Additionally, GAAP requires the Society to measure the funded status of the plan.

The following tables provide information about the Society's postretirement medical and dental benefit plan as of December 31, 2013 as measured on January 1, 2013.

Fair value of plan assets as of end of year	\$ -
Benefit obligation as of end of year	<u>3,872,000</u>
Funded status - end of year	<u><u>\$ (3,872,000)</u></u>
Amounts recognized on balance sheet:	
Accrued postretirement benefits	<u>\$ (3,872,000)</u>
Net liabilities	<u><u>\$ (3,872,000)</u></u>
Amounts recognized in net assets (not yet recognized in net periodic benefit cost):	
Actuarial losses - net	\$ 473,000
Prior year service cost	<u>(2,323,000)</u>
Total	<u><u>\$ (1,850,000)</u></u>
Change in amounts not yet recognized in postretirement benefits -	
Actuarial losses - net:	
Arising	\$ 858,000
Recognized	66,000
Prior year service cost (recognized)	<u>(283,000)</u>
Total	<u><u>\$ 641,000</u></u>
Amounts recognized in net assets to be recognized in statement of activities in 2014:	
Actuarial losses - net	\$ 6,000
Prior year service cost	<u>(282,000)</u>
Total	<u><u>\$ (276,000)</u></u>
Expected contribution for next fiscal year	<u><u>\$ 180,000</u></u>

FOREST PRESERVE DISTRICT OF COOK COUNTY, ILLINOIS

NOTES TO FINANCIAL STATEMENTS As of and For the Year Ended December 31, 2013

NOTE III - DETAILED NOTES ON ALL FUNDS (cont.)

H. COMPONENT UNIT – CHICAGO ZOOLOGICAL SOCIETY (CONT.)

Retiree Medication Benefits (CONT.)

Weighted average assumption as of end of year (benefit obligation) - Discount rate	4.6%
Weighted average assumption as of beginning of year (net benefit cost) - Discount rate	3.7%
Assumed health care cost trend rate for medical plan for the next year:	
Health care cost trend rate assumed for next year	7.0%
Rate that cost trend rate gradually declines to	4.5%
Year that rate reaches the assumed ultimate rate	2028
Annual rate of increase in dental per capita cost	5.0%
Benefits paid	\$ 302,000
Net periodic benefit cost	\$ 181,000

Assumed health care cost trend rates have a significant effect on the amounts reported for the plan. A one percentage point change in assumed health care cost trend rates would have the following effects:

	One Percentage Point	
	Increase	Decrease
Effect on total of service and interest cost components for 2013	\$ 81,000	\$ (63,000)
Effect on year-end 2013 postretirement benefit obligation	54,900	(449,000)

FOREST PRESERVE DISTRICT OF COOK COUNTY, ILLINOIS

NOTES TO FINANCIAL STATEMENTS As of and For the Year Ended December 31, 2013

NOTE III - DETAILED NOTES ON ALL FUNDS (cont.)

H. COMPONENT UNIT – CHICAGO ZOOLOGICAL SOCIETY (CONT.)

Retiree Medication Benefits (CONT.)

The following benefit payments, which reflect expected future service, are expected to be paid for each of the fiscal years as of December 31, 2013:

Years Ending December 31	Amount
2014	180,000
2015	206,000
2016	225,000
2017	224,000
2018	229,000
2019-2023	1,352,000

Employee Benefit Plan

The Society has a defined contribution plan available to all employees who are 21 years of age and have completed 30 days of service. Participants may contribute a portion of their compensation, which is then partially matched by the Society. Only employees who have completed one year of service and met certain minimum hours worked requirements are eligible for the company match. The Society's expense for the year ended December 31, 2013 was approximately \$673,000.

Sick Leave Benefits

The Society has a sick leave policy whereby eligible employees may accumulate sick leave days. Upon resignation, retirement, or death, employees are paid 50 percent of their accumulated sick leave days up to 120 days. Retirees with 20 years of service by age 62 are paid 100 percent of their accumulated sick leave days up to 120 days. Beginning on January 1, 2001, new employees continue to accumulate sick leave days according to the current schedule, but are not eligible for payment of their accumulated and unused sick leave days upon resignation or retirement. This change did not affect employees hired prior to January 1, 2001. Additionally, effective in 2010, employees hired prior to January 1, 2001 who have current balances of greater than 120 days each December 31 are required to cash out their amount over 120 days, up to 10 days, five of which may permanently reduce their future resignation, retirement, or death payout. The actuarially determined present value of the Society's liability for accumulated sick leave was \$1,795,000 as of December 31, 2013. The assumed increase in salary rates was 4.0 percent per annum, compounded annually using a 2013 discount rate of 4.6 percent, for the 2013 actuarial valuation.

Charitable Gift Annuity

Certain assets and liabilities recorded within the statement of financial position relate to charitable gift annuities. The assets related to these agreements are recorded at their fair value and the liability is recorded at its present value based on the life expectancy of the individual donor and the Internal Revenue Service's approved discount rate applicable at the time of the agreement, which ranged from 2.0 percent to 8.0 percent. The total assets and total liabilities related to this program as of December 31, 2013 were \$744,000 and \$362,000, respectively.

FOREST PRESERVE DISTRICT OF COOK COUNTY, ILLINOIS

NOTES TO FINANCIAL STATEMENTS As of and For the Year Ended December 31, 2013

NOTE III - DETAILED NOTES ON ALL FUNDS (cont.)

H. COMPONENT UNIT – CHICAGO ZOOLOGICAL SOCIETY (CONT.)

Conditional Gift

In 1996, the Society was notified that it is the designated beneficiary of the interest income on a \$1,000,000 endowment established and maintained by the Chicago Community Trust. The Chicago Community Trust maintains variance power over this endowment and, accordingly, the Society has not included the endowment in the accompanying financial statements.

Contingencies

The Society is a defendant in various litigation matters arising in the normal course of business. In the opinion of management, the ultimate resolution of all such litigation matters will not have a material effect on the financial position or activities of the Society.

The Society has asset retirement obligations arising from regulatory requirements to remove asbestos from its facilities when remodeling or disposing of those facilities containing asbestos. Management cannot readily estimate the cost of removing asbestos and, in the opinion of management, the ultimate resolution of all such matters will not have a material effect on the financial position or activities of the Society.

Related Party Transactions

Certain banking, legal, investment, engineering, and research services are provided by companies with which members of the Board of Trustees are affiliated. These services are approved by the Board of Trustees and are provided at rates consistent with the market rates for not-for-profit organizations.

Other Cash Flow Information

As of December 31, 2013, accounts payable included \$1,732,000 relating to property and equipment purchases.

FOREST PRESERVE DISTRICT OF COOK COUNTY, ILLINOIS

NOTES TO FINANCIAL STATEMENTS As of and For the Year Ended December 31, 2013

NOTE IV - OTHER INFORMATION

A. EMPLOYEES' RETIREMENT SYSTEM

Plan Description

Any employee of the District employed under the provisions of the District personnel ordinance is covered by the Forest Preserve District Employees' Annuity and Benefit Fund of Cook County (the Plan), which is a single-employer defined benefit pension plan with a defined contribution minimum. Although this is a single-employer plan, the defined benefits, as well as the employer and employee contribution levels, are mandated in the Illinois Compiled Statutes (Chapter 40, Pensions, Article 5/1 0) and may be amended only by the Illinois legislature. Effective with the signing of Public Act 96-0889 into law on April 14, 2010, participants that first became contributors on or after January 1, 2011 are Tier 2 participants. All other participants that were contributing prior to January 1, 2011 are Tier 1 participants. The District accounts for the Plan as a pension trust fund. The District's payroll for employees covered by the Plan for the year ended December 31, 2013 was \$29,485,857. At December 31, 2013, the Plan membership consisted of 531 retirees and beneficiaries currently receiving benefits in addition to 534 current employees.

The Plan provides retirement as well as death and disability benefits. Tier 1 employees age 50 or older and Tier 2 employees age 62 or older are entitled to receive a minimum formula annuity of 2.4% for each year of credited service if they have at least 10 years of service. The maximum benefit is 80% of the final average monthly salary. For Tier 1 employees under age 60 and Tier 2 employees under age 67, the monthly retirement benefit is reduced by 1/2% for each month the participant is below that age. The reduction is waived for Tier 1 participants having 30 or more years of credited service. Participants should refer to the applicable state statutes for more complete information.

Funding Policy

Covered employees are required to contribute 8.5% of their salary to the Plan, subject to the salary limitations for Tier 2 participants in Article 5/1-160. If an employee leaves covered employment without qualifying for an annuity, accumulated contributions are refunded with interest (3% or 4% depending on when the employee became a participant).

The District is required by state statute to contribute the remaining amounts necessary to finance the requirements of the Plan.

The Plan's funding policy provides for an employer contribution which, when added to the amounts contributed by the employees, will be sufficient for the requirements of the Plan. This amount cannot be more than an amount equal to the total amount of contributions by the District's employees to the Plan made in the calendar year two years prior to the year for which annual applicable tax is levied, multiplied by 1.30.

FOREST PRESERVE DISTRICT OF COOK COUNTY, ILLINOIS

NOTES TO FINANCIAL STATEMENTS As of and For the Year Ended December 31, 2013

NOTE IV - OTHER INFORMATION (CONT.)

A. EMPLOYEES' RETIREMENT SYSTEM (CONT.)

Plan Description (CONT.)

Annual Pension Cost and Net Pension Obligation

The District's annual pension cost and net pension obligation for the current year and related information for the Plan is as follows:

Annual required contribution	\$ 10,921,946
Interest on net pension obligation	2,728,651
Adjustment to annual required contribution	<u>(2,865,590)</u>
Annual pension cost	10,785,007
Contributions made	<u>1,403,628</u>
Increase in net pension obligation	9,381,379
Net pension obligation - beginning of year	<u>36,382,010</u>
Net pension obligation - end of year	<u><u>\$ 45,763,389</u></u>

The total required annual contribution to the Plan (financed by the employee and the District) is equal to the current service cost plus interest only on the unfunded liability, based upon the following assumptions:

Asset valuation method	Five Year Smoothed Average Market
Amortization method	Level Dollar - Open
Amortization period	30 years
Actuarial assumptions:	
Investment rate of return	7.50% compounded annually
Projected salary increases	3.75% to 8.00%, based on age
Inflation	3.25% per year
Postretirement annuity increase	3.00% compounded annually for Tier 1 participants; the lesser of 3.0% or one half of the increase in the Consumer Price Index for Tier 2 participants
Mortality rates	RP-2000 Blue Collar Mortality Table, base year 2000, fully generational based on Scale BB
Termination rates	Based on recent experience of the Plan
Retirement rates	Rates of retirement for age from 50 to 75 based on recent experience of the Plan. All employees are assumed to retire by age 75
Medical trend rate	7.00% in the first year, decreasing by 0.50% per year until an ultimate rate of 5.00% is reached

FOREST PRESERVE DISTRICT OF COOK COUNTY, ILLINOIS

NOTES TO FINANCIAL STATEMENTS As of and For the Year Ended December 31, 2013

NOTE IV - OTHER INFORMATION (CONT.)

A. EMPLOYEES' RETIREMENT SYSTEM (CONT.)

Trend Information

Trend information gives an indication of the progress made in accumulating sufficient assets to pay benefits when due.

Year Ending	Annual Pension Cost (APC)	Percentage of APC Contributed	Net Pension Obligation (NPO)
2013	\$ 10,785,007	13.01%	\$ 45,763,389
2012	9,499,089	22.30%	36,382,010
2011	8,443,406	29.11%	29,000,897

Funded Status and Funding Progress

The District's actuarial value of plan assets for the current year and related information is as follows:

	Actuarial Value of Assets (a)	Actuarial Accrued Liability (AAL) (b)	Unfunded (Overfunded) AAL (UAAL) (b-a)	Funded Ratio (a/b)	Covered Payroll (c)	UAAL as a Percentage of Covered Payroll ((b-a)/c)
Pension benefits	\$ 182,554,587	\$ 277,560,212	\$ 95,005,625	65.77%	\$ 29,485,857	322.21%

The schedule of funding progress, presented as RSI following the notes to the financial statements, presents multi-year trend information about whether the actuarial value of plan assets is increasing or decreasing over time relative to the actuarial accrued liability for benefits.

B. OTHER POSTEMPLOYMENT BENEFITS

The Forest Preserve District Employees' Annuity and Benefit Fund of Cook County (Plan) administers the Postemployment Group Health Benefit Plan (PGHBP), a single-employer defined benefit postemployment healthcare plan. PGHBP provides a healthcare premium subsidy to annuitants who elect to participate in the PGHBP. The Plan is currently allowed, in accordance with state statute, to pay all or a portion of medical insurance premiums for the annuitants. Under state law, the PGHBP is embedded in the Plan rather than being a separate plan. The Plan subsidizes 55% and 70% of the monthly premiums from employees and spouse annuitants, respectively.

The Plan funds the PGHBP on a "pay as you go" basis. Administrative costs associated with the PGHBP are paid by the Plan. The medical trend rate is 7.0% in the first year, decreasing by 0.5% per year until an ultimate rate of 5.0% is reached.

FOREST PRESERVE DISTRICT OF COOK COUNTY, ILLINOIS

NOTES TO FINANCIAL STATEMENTS As of and For the Year Ended December 31, 2013

NOTE IV - OTHER INFORMATION (cont.)

B. OTHER POSTEMPLOYMENT BENEFITS (CONT.)

As of December 31, 2013, the number of annuitants and surviving spouses whose cost to participate in the program was subsidized totaled 291. The Plan considers the premium supplement an additional retirement benefit, with no contribution rate or asset allocation associated with it. The cost for postemployment healthcare benefits is approximately equal to the premium subsidy. Actual cost may differ based on claims experience. Healthcare premium subsidies are recognized when due and payable.

The District's annual other postemployment benefit (OPEB) cost (expense) is calculated based on the annual required contribution of the employer (ARC), an amount actuarially determined in accordance with parameters of GASB Statement No. 45. The ARC represents a level of funding that, if paid on an ongoing basis, is projected to cover normal cost each year and amortize any unfunded actuarial liabilities (or funding excess) over a period not to exceed thirty years. The following table shows the components of the District's annual OPEB cost for the year, the amount actually contributed to plan, and changes in the District's net OPEB obligation to the Retiree Health Plan:

	OPEB Obligation
Annual required contributions	\$ 4,234,545
Interest on net OPEB obligation	552,626
Adjustment to annual required contribution	<u>(753,924)</u>
Annual OPEB cost	4,033,247
Contributions made	<u>1,459,517</u>
Increase in net OPEB obligation	2,573,730
Net OPEB obligation - beginning of year	<u>12,280,577</u>
Net OPEB obligation - end of year	<u><u>\$ 14,854,307</u></u>

The District's annual OPEB cost, the percentage of annual OPEB cost contributed to the plan, and the net OPEB obligation for the year ended December 31, 2013 and the two preceding years were as follows:

Fiscal Year Ended	Annual OPEB Cost	Percentage of Annual OPEB Cost Contributed	Net OPEB Obligation
December 31, 2013	\$ 4,033,247	36.19%	\$ 14,854,307
December 31, 2012	3,378,908	29.33%	12,280,577
December 31, 2011	3,726,889	37.67%	9,892,669

FOREST PRESERVE DISTRICT OF COOK COUNTY, ILLINOIS

NOTES TO FINANCIAL STATEMENTS As of and For the Year Ended December 31, 2013

NOTE IV - OTHER INFORMATION (cont.)

B. OTHER POSTEMPLOYMENT BENEFITS (CONT.)

The funded status of the plan as of December 31, 2013, the most recent actuarial valuation date, was as follows:

Actuarial Accrued Liability (AAL)	\$	47,113,653
Actuarial value of plan assets		-
Unfunded Actuarial Accrued Liability (UAAL)	\$	47,113,653
Funded ratio (actuarial value of plan assets/AAL)		0.00%
Covered payroll (active plan members)	\$	29,485,857
UAAL as a percentage of covered payroll		159.78%

Actuarial valuations of an ongoing plan involve estimates for the value of reported amounts and assumptions about the probability of occurrence of events far into the future. Examples include assumptions about future employment, mortality, and the healthcare cost trend. Amounts determined regarding the funded status of the plan and annual required contributions of the employer are subject to continual revision as actual results are compared with past expectations and new estimates are made about the future. The schedule of funding progress, presented as required supplementary information following the notes to the financial statements, presents multiyear trend information that shows whether the actuarial value of plan assets is increasing or decreasing over time relative to the actuarial accrued liabilities for benefits.

Projections of benefits for financial reporting purposes are based on the substantive plan (the plan is understood by the employer and plan members) and include the types of benefits provided at the time of each valuation and the historical pattern of sharing benefit costs between the employer and plan members to that point. The methods and assumptions used include techniques that are designed to reduce short-term volatility in actuarial accrued liabilities and the actuarial value of assets, consistent with the long-term perspective of the calculations.

In the actuarial valuation, the entry age actuarial cost method was used. The actuarial assumptions include a 4.5% investment rate of return and an annual healthcare cost trend rate of 7.0% initially, reduced by decrements to an ultimate rate of 5.0% after 5 years. Both rates include a 3.25% inflation assumption. The actuarial value of Retiree Health Plan assets was determined using techniques that spread the effects of short-term volatility in the market value of investments over a three-year period. The plan's unfunded actuarial accrued liability is being amortized as level dollar on an open basis. The amortization period at December 31, 2013, was 30 years.

FOREST PRESERVE DISTRICT OF COOK COUNTY, ILLINOIS

NOTES TO FINANCIAL STATEMENTS As of and For the Year Ended December 31, 2013

NOTE IV - OTHER INFORMATION (cont.)

C. RISK MANAGEMENT

The District is exposed to various risks of loss related to torts; theft of, damage to, or destruction of assets; errors and omissions; workers compensation; and health care of its employees. The District is self funded for all risks of loss except employee health coverage, which is provided by Cook County. Self insurance activity is accounted for and financed by the District in an internal service fund - the Self Insurance Fund.

Self Insurance

A liability for a claim is established if information indicates that it is probable that a liability has been incurred at the date of the financial statements and the amount of the loss is reasonably estimable. Liabilities include an amount for claims that have been incurred but not reported. The District does not allocate overhead costs or other non-incremental costs to the claims liability.

Claims Liability

During 2013, the District was party to several lawsuits. At December 31, 2013, the provision for claims was \$2,340,000, all of which is expected to be paid within one year. This liability is the District's best estimate based on available information. Changes in the reported liability are as follows:

	<u>Prior Year</u>	<u>Current Year</u>
Unpaid claims - Beginning of Year	\$ 2,020,000	\$ 1,905,000
Current year claims and changes in estimates	2,139,829	2,818,754
Claim payments	<u>(2,254,829)</u>	<u>(2,383,754)</u>
Unpaid claims - End of Year	<u>\$ 1,905,000</u>	<u>\$ 2,340,000</u>

D. COMMITMENTS AND CONTINGENCIES

In addition to the amounts noted above, the District has several cases pending in which it believes that reasonable possibility exists that judgment against the District could result in a liability. The estimated liability at December 31, 2013 for these cases combined is \$200,000. In accordance with accounting principles generally accepted in the United States of America, no provision is reflected in these statements for this estimated amount.

The District has active construction projects as of December 31, 2013. Work that has been completed on these projects but not yet paid for (including contract retainages) is reflected as accounts payable and expenditures. The significant outstanding project commitments at December 31, 2013 total \$4,275,061 and will be paid with available fund balances.

FOREST PRESERVE DISTRICT OF COOK COUNTY, ILLINOIS

NOTES TO FINANCIAL STATEMENTS As of and For the Year Ended December 31, 2013

NOTE IV - OTHER INFORMATION (cont.)

E. RELATED PARTY TRANSACTIONS

The District and Cook County, Illinois (the County) provide each other related party services under intergovernmental and informal agreements.

District Services provided to the County

The District provides complimentary land use to County departments for a variety of purposes including, but not limited to, occupancy and storage for two Cook County Highway District locations; two buildings for Sheriffs operations, including a K9 Center office, kennels, and training center; and seven Communications towers and support buildings. The District also provides materials, heavy duty cleaning, hauling and maintenance along with equipment and vehicle storage to support the Sheriffs Boot Camp Facility, Burr Oak Cemetery, the Department of Corrections, Maywood Court House, and Highway parks.

County Services to the District

The County provides services to the District Inspector General and Secretary to the Board. District fines and violations are heard by the County Administrative Hearing Office and collected the County Department of Revenue. The proceeds are remitted to the District after an administrative fee is collected. Both the County and the District use the same health care provider and copier lease vendor. The District sends its share of the premium and lease to the County which forwards the premium and lease payment to the health care provider and lessor. The County provides computer support to the District in the form of payroll processing and human resources assistance. The County also provides medical and fingerprinting processing services to the District for new hires and current employees. The County provides emergency telecommunications services' assistance, through its police department, to the District for which the County is reimbursed. Under an intergovernmental agreement with the County, the District also pays the County fees for services provided by the independent Inspector General's Office, State's Attorney's Office, contract compliance administration, swap, printing services, and occupancy in Downtown Chicago.

F. SUBSEQUENT EVENT

The District purchased a mortgage note in the amount of \$14,150,500 from Harris Bank N.A. during fiscal year 2013. At the time of purchase, the note was under foreclosure. As of December 31, 2013, the underlying property and mortgage note remained in foreclosure and the District did not have title to the property. On May 5, 2014, the foreclosure process was completed and the District took ownership of the land in lieu of payment on the outstanding loan receivable.

G. FUTURE POTENTIAL EFFECT OF NEW ACCOUNTING STANDARDS ON CURRENT PERIOD FINANCIAL STATEMENTS

The Governmental Accounting Standards Board (GASB) has approved GASB Statement No. 67, *Financial Reporting for Pension Plans - an amendment of GASB Statement No. 25*; Statement No. 68, *Accounting and Financial Reporting for Pensions - an amendment of GASB Statement No. 27*; Statement No. 69, *Government Combinations and Disposals of Government Operations*; and Statement No. 70, *Accounting and Financial Reporting for Nonexchange Financial Guarantees*. When they become effective, application of these standards may restate portions of these financial statements.

REQUIRED SUPPLEMENTARY INFORMATION

FOREST PRESERVE DISTRICT OF COOK COUNTY, ILLINOIS

DETAILED SCHEDULE OF REVENUES, EXPENDITURES, AND CHANGES IN FUND BALANCE - BUDGET AND ACTUAL - CORPORATE FUND

For the year ended December 31, 2013

	Original and Final Budget	Actual	Variance with Final Budget
REVENUES			
Property taxes	\$ 45,307,302	\$ 42,811,852	\$ (2,495,450)
Personal property replacement taxes	834,100	3,260,578	2,426,478
Fees	2,940,000	2,987,558	47,558
Fines	-	96,504	96,504
Concessions	200,000	187,462	(12,538)
Winter sports activities	15,000	7,250	(7,750)
Golf course revenue	990,000	719,840	(270,160)
Equestrian license	40,000	53,599	13,599
Damage restitution	-	27,898	27,898
Special events	-	14,271	14,271
Miscellaneous	420,000	354,918	(65,082)
Investment income	150,000	36,267	(113,733)
Total Revenues	<u>50,896,402</u>	<u>50,557,997</u>	<u>(338,405)</u>
EXPENDITURES			
Current:			
General office	2,087,540	2,053,211	34,329
Finance and administration	2,639,825	2,549,041	90,784
Resources management	7,683,941	7,575,155	108,786
General maintenance	19,963,598	17,719,711	2,243,887
Recreation department	3,052,536	2,573,455	479,081
Public safety	9,759,099	9,086,008	673,091
Legal department	1,365,970	1,271,418	94,552
Planning and development	1,813,530	1,800,701	12,829
District wide services	2,905,756	2,281,563	624,193
Capital Outlay	<u>232,950</u>	<u>160,727</u>	<u>72,223</u>
Total Expenditures	<u>51,504,745</u>	<u>47,070,990</u>	<u>4,433,755</u>
Excess (deficiency) of revenues over (under) expenditures	<u>(608,343)</u>	<u>3,487,007</u>	<u>4,095,350</u>
OTHER FINANCING SOURCES (USES)			
Transfers out	<u>(1,550,000)</u>	<u>(1,553,170)</u>	<u>(3,170)</u>
Total Other Financing Sources (Uses)	<u>(1,550,000)</u>	<u>(1,553,170)</u>	<u>(3,170)</u>
Net Change in Fund Balance	<u>\$ (2,158,343)</u>	1,933,837	<u>\$ 4,092,180</u>
FUND BALANCE - Beginning of Year		<u>41,902,515</u>	
FUND BALANCE - END OF YEAR		<u>\$ 43,836,352</u>	

See independent auditors' report and accompanying notes to required supplementary information.

FOREST PRESERVE DISTRICT OF COOK COUNTY, ILLINOIS

PENSION FUND SCHEDULE OF EMPLOYER CONTRIBUTIONS AND SCHEDULE OF FUNDING PROGRESS As of and For the Year Ended December 31, 2013

<u>Year Ended</u>	<u>Annual Required Contribution</u>	<u>Percentage Contributed</u>
12/31/13	\$10,921,946	13 %
12/31/12	9,608,247	22
12/31/11	8,590,721	29
12/31/10	7,626,778	17
12/31/09	4,498,036	29
12/31/08	3,329,502	16

<u>Actuarial Valuation Date</u>	<u>Actuarial Value of Assets (a)</u>	<u>Actuarial Accrued Liability (AAL) - Entry age normal (b)</u>	<u>Unfunded AAL (UAAL) (b-a)</u>	<u>Funded Ratio (a/b)</u>	<u>Covered Payroll (c)</u>	<u>UAAL as a Percenta ge of Covered Payroll ((b-a)/c)</u>
12/31/13	\$ 182,554,587	\$277,560,212	\$ 95,005,625	66%	\$ 29,485,857	322%
12/31/12	172,566,956	273,136,730	100,569,774	63%	26,252,071	383%
12/31/11	178,126,063	261,509,175	83,383,112	68%	22,678,566	368%
12/31/10	184,077,516	252,877,596	68,800,080	73%	24,397,376	282%
12/31/09	188,396,534	244,625,664	56,229,130	77%	24,967,115	225%
12/31/08	196,277,679	212,373,326	16,095,647	92%	23,474,621	69%

FOREST PRESERVE DISTRICT OF COOK COUNTY, ILLINOIS

POSTEMPLOYMENT GROUP HEALTH BENEFIT FUND SCHEDULE OF EMPLOYER CONTRIBUTIONS AND SCHEDULE OF FUNDING PROGRESS As of and For the Year Ended December 31, 2013

<u>Year Ended</u>	<u>Annual Required Contribution</u>	<u>Percentage Contributed</u>
12/31/13	\$ 4,234,545	34 %
12/31/12	3,541,064	28
12/31/11	3,830,933	21
12/31/10	3,876,537	34
12/31/09	3,490,173	36
12/31/08	3,785,850	40

<u>Actuarial Valuation Date</u>	<u>Actuarial Value of Assets (a)</u>	<u>Actuarial Accrued Liability (AAL) - Entry age normal (b)</u>	<u>Unfunded AAL (UAAL) (b-a)</u>	<u>Funded Ratio (a/b)</u>	<u>Covered Payroll (c)</u>	<u>UAAL as a Percentage of Covered Payroll ((b-a)/c)</u>
12/31/13	\$ -	\$ 47,113,653	\$ 47,113,653	0%	\$ 29,485,857	160%
12/31/12	-	45,713,760	45,713,760	0%	26,252,071	174%
12/31/11	-	40,406,196	40,406,196	0%	22,678,566	178%
12/31/10	-	43,102,510	43,102,510	0%	24,397,376	177%
12/31/09	-	43,142,977	43,142,977	0%	24,967,115	173%
12/31/08	-	36,004,405	36,004,405	0%	23,474,621	153%

FOREST PRESERVE DISTRICT OF COOK COUNTY, ILLINOIS

NOTES TO REQUIRED SUPPLEMENTARY INFORMATION As of and For the Year Ended December 31, 2013

BUDGETARY INFORMATION

Budgetary information is derived from the annual operating budget and is presented using generally accepted accounting principles and the modified accrual basis of accounting.

The following funds have legally adopted budgets:

- Corporate
- Grant
- Real Estate Acquisition
- Bond and Interest
- Construction and Development
- Capital Improvement
- 2012 Capital Improvement Bonds

SUPPLEMENTARY INFORMATION

FOREST PRESERVE DISTRICT OF COOK COUNTY, ILLINOIS

COMBINING BALANCE SHEET NONMAJOR GOVERNMENTAL FUNDS As of December 31, 2013

	Special Revenue		Capital Project	Permanent	Total
	Grant Fund	Beck Lake Dog Site	Golf Courses Capital Improvement Fund	Working Cash Fund	Nonmajor Governmental Funds
ASSETS					
Cash and cash equivalents	\$ 2,652,677	\$ -	\$ -	\$ 13,422,719	\$ 16,075,396
Investments	1,708,511	-	-	-	1,708,511
Receivables					
Grants	518,829	-	-	-	518,829
Golf	-	-	396,466	-	396,466
Accrued interest	252	-	-	-	252
Interfund receivable	2,233,294	422,898	-	-	2,656,192
TOTAL ASSETS	<u>\$ 7,113,563</u>	<u>\$ 422,898</u>	<u>\$ 396,466</u>	<u>\$ 13,422,719</u>	<u>\$ 21,355,646</u>
LIABILITIES, DEFERRED INFLOWS OF RESOURCES, AND FUND BALANCES					
Liabilities					
Accounts payable	\$ 1,712,338	\$ -	\$ -	\$ -	\$ 1,712,338
Other liabilities	-	-	396,466	-	396,466
Interfund payable	9,113	-	-	-	9,113
Unearned revenues	4,318,651	-	-	-	4,318,651
Total Liabilities	<u>6,040,102</u>	<u>-</u>	<u>396,466</u>	<u>-</u>	<u>6,436,568</u>
Deferred Inflows of Resources					
Unavailable revenues for grants	518,829	-	-	-	518,829
Total Deferred Inflows of Resources	<u>518,829</u>	<u>-</u>	<u>-</u>	<u>-</u>	<u>518,829</u>
Fund Balances					
Nonspendable for permanent funds	-	-	-	13,422,719	13,422,719
Restricted for grants	554,632	-	-	-	554,632
Committed for Beck Lake	-	422,898	-	-	422,898
Total Fund Balances	<u>554,632</u>	<u>422,898</u>	<u>-</u>	<u>13,422,719</u>	<u>14,400,249</u>
TOTAL LIABILITIES, DEFERRED INFLOWS OF RESOURCES, AND FUND BALANCES	<u>\$ 7,113,563</u>	<u>\$ 422,898</u>	<u>\$ 396,466</u>	<u>\$ 13,422,719</u>	<u>\$ 21,355,646</u>

FOREST PRESERVE DISTRICT OF COOK COUNTY, ILLINOIS

COMBINING STATEMENT OF REVENUES, EXPENDITURES, AND CHANGES IN FUND BALANCES NONMAJOR GOVERNMENTAL FUNDS For the Year Ended December 31, 2013

	<u>Special Revenue</u>		<u>Capital Project</u>	<u>Permanent</u>	Total Nonmajor Governmental Funds
	<u>Grant Fund</u>	<u>Beck Lake Dog Site Fund</u>	<u>Golf Courses Capital Improvement Fund</u>	<u>Working Cash Fund</u>	
REVENUES					
Fees	\$ -	\$ 53,826	\$ -	\$ -	\$ 53,826
Grants	668,141	-	-	-	668,141
Golf course revenue	-	-	398,749	-	398,749
Investment income	<u>7,274</u>	<u>-</u>	<u>-</u>	<u>4,393</u>	<u>11,667</u>
Total Revenues	<u>675,415</u>	<u>53,826</u>	<u>398,749</u>	<u>4,393</u>	<u>1,132,383</u>
EXPENDITURES					
Capital Outlay	<u>490,836</u>	<u>4,893</u>	<u>398,749</u>	<u>-</u>	<u>894,478</u>
Total Expenditures	<u>490,836</u>	<u>4,893</u>	<u>398,749</u>	<u>-</u>	<u>894,478</u>
Net Change in Fund Balances	184,579	48,933	-	4,393	237,905
FUND BALANCES - Beginning of Year	<u>370,053</u>	<u>373,965</u>	<u>-</u>	<u>13,418,326</u>	<u>14,162,344</u>
FUND BALANCES - END OF YEAR	<u>\$ 554,632</u>	<u>\$ 422,898</u>	<u>\$ -</u>	<u>\$ 13,422,719</u>	<u>\$ 14,400,249</u>

FOREST PRESERVE DISTRICT OF COOK COUNTY, ILLINOIS

SCHEDULE OF REVENUES, EXPENDITURES, AND CHANGES IN FUND BALANCE - BUDGET AND ACTUAL - BOND AND INTEREST FUND For the Year Ended December 31, 2013

	Original and Final Budget	Actual	Variance with Final Budget
REVENUES			
Property taxes	\$ 10,889,153	\$ 10,870,419	\$ (18,734)
Personal property replacement taxes	3,996,350	3,996,268	(82)
Investment income	-	3,319	3,319
Total Revenues	<u>14,885,503</u>	<u>14,870,006</u>	<u>(15,497)</u>
EXPENDITURES			
Debt Service			
Debt service - principal retired	8,295,000	8,295,000	-
Debt service - interest	<u>10,547,688</u>	<u>9,250,406</u>	<u>1,297,282</u>
Total Expenditures	<u>18,842,688</u>	<u>17,545,406</u>	<u>1,297,282</u>
Net Change in Fund Balance	<u>\$ (3,957,185)</u>	(2,675,400)	<u>\$ 1,281,785</u>
FUND BALANCE - Beginning of Year		<u>14,806,912</u>	
FUND BALANCE - END OF YEAR		<u>\$ 12,131,512</u>	

FOREST PRESERVE DISTRICT OF COOK COUNTY, ILLINOIS

SCHEDULE OF REVENUES, EXPENDITURES, AND CHANGES IN FUND BALANCE - BUDGET AND ACTUAL - CONSTRUCTION AND DEVELOPMENT FUND For the Year Ended December 31, 2013

	Original and Final Budget	Actual	Variance with Final Budget
REVENUES			
Property taxes	\$ 1,940,000	\$ 5,852,597	\$ 3,912,597
Total Revenues	<u>1,940,000</u>	<u>5,852,597</u>	<u>3,912,597</u>
EXPENDITURES			
Capital Outlay	12,668,042	2,428,106	10,239,936
Total Expenditures	<u>12,668,042</u>	<u>2,428,106</u>	<u>10,239,936</u>
Excess (deficiency) of revenues over (under) expenditures	<u>(10,728,042)</u>	<u>3,424,491</u>	<u>14,152,533</u>
OTHER FINANCING SOURCES (USES)			
Transfers in	-	3,170	3,170
Total Other Financing Sources (Uses)	<u>-</u>	<u>3,170</u>	<u>3,170</u>
Net Change in Fund Balance	<u>\$ (10,728,042)</u>	3,427,661	<u>\$ 14,155,703</u>
FUND BALANCE - Beginning of Year		<u>7,759,901</u>	
FUND BALANCE - END OF YEAR		<u>\$ 11,187,562</u>	

FOREST PRESERVE DISTRICT OF COOK COUNTY, ILLINOIS

SCHEDULE OF REVENUES, EXPENDITURES, AND CHANGES IN FUND BALANCE - BUDGET AND ACTUAL - CAPITAL IMPROVEMENT FUND For the Year Ended December 31, 2013

	Original and Final Budget	Actual	Variance with Final Budget
REVENUES			
Investment income	\$ -	\$ 6,412	\$ 6,412
Total Revenues	-	6,412	6,412
EXPENDITURES			
Current:			
Planning and development	550,000	-	550,000
Capital Outlay	12,842,719	9,392,737	3,449,982
Total Expenditures	13,392,719	9,392,737	3,999,982
Excess (deficiency) of revenues over (under) expenditures	(13,392,719)	(9,386,325)	4,006,394
OTHER FINANCING SOURCES (USES)			
Transfers in	1,550,000	1,550,000	-
Total Other Financing Sources (Uses)	1,550,000	1,550,000	-
Net Change in Fund Balance	<u>\$ (11,842,719)</u>	(7,836,325)	<u>\$ 4,006,394</u>
FUND BALANCE - Beginning of Year		12,082,970	
FUND BALANCE - END OF YEAR		<u>\$ 4,246,645</u>	

FOREST PRESERVE DISTRICT OF COOK COUNTY, ILLINOIS

SCHEDULE OF REVENUES, EXPENDITURES, AND CHANGES IN FUND BALANCE - BUDGET AND ACTUAL - 2012 CAPITAL IMPROVEMENT BONDS FUND For the Year Ended December 31, 2013

	Original and Final Budget	Actual	Variance with Final Budget
REVENUES			
Investment income	\$ -	\$ 293,223	\$ 293,223
Total Revenues	-	293,223	293,223
EXPENDITURES			
Current:			
Finance and administration	1,153,497	-	1,153,497
Capital Outlay	108,920,795	7,068,103	101,852,692
Total Expenditures	110,074,292	7,068,103	103,006,189
Net Change in Fund Balance	<u>\$ (110,074,292)</u>	(6,774,880)	<u>\$ 103,299,412</u>
FUND BALANCE - Beginning of Year		<u>102,120,957</u>	
FUND BALANCE - END OF YEAR		<u>\$ 95,346,077</u>	

FOREST PRESERVE DISTRICT OF COOK COUNTY, ILLINOIS

DETAILED SCHEDULE OF REVENUES, EXPENDITURES, AND CHANGES IN FUND BALANCE - BUDGET AND ACTUAL - REAL ESTATE ACQUISITION FUND For the Year Ended December 31, 2013

	Original and Final Budget	Actual	Variance with Final Budget
REVENUES			
Grants	\$ -	\$ 428,250	\$ 428,250
Investment income	-	4,084	4,084
Total Revenues	<u>-</u>	<u>432,334</u>	<u>432,334</u>
EXPENDITURES			
Current:			
Legal department	440,000	476,969	(36,969)
Real estate acquisition	<u>13,240,942</u>	<u>157,279</u>	<u>13,083,663</u>
Total Expenditures	<u>13,680,942</u>	<u>634,248</u>	<u>13,046,694</u>
Net Change in Fund Balance	<u>\$ (13,680,942)</u>	(201,914)	<u>\$ 13,479,028</u>
FUND BALANCE - Beginning of Year		<u>13,680,942</u>	
FUND BALANCE - END OF YEAR		<u>\$ 13,479,028</u>	

FOREST PRESERVE DISTRICT OF COOK COUNTY, ILLINOIS

SCHEDULE OF REVENUES, EXPENDITURES, AND CHANGES IN FUND BALANCE - BUDGET AND ACTUAL - GRANT FUND For the Year Ended December 31, 2013

	<u>Original and Final Budget</u>	<u>Actual</u>	<u>Variance with Final Budget</u>
REVENUES			
TAXES			
Grants	\$ -	\$ 668,141	\$ 668,141
Investment income	-	7,274	7,274
Total Taxes	-	675,415	675,415
Total Revenues	-	675,415	675,415
EXPENDITURES			
Capital Outlay	<u>2,676,402</u>	<u>490,836</u>	<u>2,185,566</u>
Total Expenditures	<u>2,676,402</u>	<u>490,836</u>	<u>2,185,566</u>
Net Change in Fund Balance	<u>\$ (2,676,402)</u>	184,579	<u>\$ 2,860,981</u>
FUND BALANCE - Beginning of Year		<u>370,053</u>	
FUND BALANCE - END OF YEAR		<u>\$ 554,632</u>	

FOREST PRESERVE DISTRICT OF COOK COUNTY, ILLINOIS

Combining Balance Sheet Construction and Development Fund As of December 31, 2013

	2008 Construction and Development Fund	2009 Construction and Development Fund	2010 Construction and Development Fund
Assets			
Cash and cash equivalents	\$ -	\$ -	\$ -
Property tax receivable	-	-	-
Interfund receivable	-	-	3,581,816
Total Assets	<u>\$ -</u>	<u>\$ -</u>	<u>\$ 3,581,816</u>
Liabilities			
Accounts payable	\$ -	\$ -	\$ 118,068
Interfund payable	-	-	740,688
Total Liabilities	<u>-</u>	<u>-</u>	<u>858,756</u>
Deferred Inflows of Resources			
Property taxes levied for future periods	-	-	-
Fund Balances (Deficits)			
Restricted for construction and development	-	-	2,723,060
Total Liabilities, Deferred Inflows of Resources and Fund Balances	<u>\$ -</u>	<u>\$ -</u>	<u>\$ 3,581,816</u>

2011 Construction and Development Fund	2012 Construction and Development Fund	2013 Construction and Development Fund	Eliminations	Total
\$ -	\$ -	\$ -	\$ -	\$ -
-	-	2,225,967	-	2,225,967
4,249,520	5,064,444	-	(1,599,641)	11,296,139
<u>\$ 4,249,520</u>	<u>\$ 5,064,444</u>	<u>\$ 2,225,967</u>	<u>\$ (1,599,641)</u>	<u>\$ 13,522,106</u>
\$ 42,743	\$ -	\$ -	\$ -	\$ 160,811
269,310	559,260	30,383	(1,599,641)	-
312,053	559,260	30,383	(1,599,641)	160,811
-	-	2,173,733	-	2,173,733
3,937,467	4,505,184	21,851	-	11,187,562
<u>\$ 4,249,520</u>	<u>\$ 5,064,444</u>	<u>\$ 2,225,967</u>	<u>\$ (1,599,641)</u>	<u>\$ 13,522,106</u>

FOREST PRESERVE DISTRICT OF COOK COUNTY, ILLINOIS

Combining Schedule of Revenue, Expenditures,
and Changes in Fund Balances
Construction and Development Fund
For the Year Ended December 31, 2013

	2008 Construction and Development Fund	2009 Construction and Development Fund	2010 Construction and Development Fund
Revenues			
Property Taxes	\$ -	\$ -	\$ -
Expenditures			
Capital Outlay	-	680,472	70,276
Excess (deficiency) of revenues over expenditures	-	(680,472)	(70,276)
Other Financing Sources (Uses)			
Transfers in	3,170	-	-
Transfers out	-	(749,801)	-
Total Other Financing Sources (Uses)	3,170	(749,801)	-
Net change in fund balances	3,170	(1,430,273)	(70,276)
Fund Balances (Deficit) - Beginning of Year	(3,170)	1,430,273	2,793,336
Fund Balances - End of Year	\$ -	\$ -	\$ 2,723,060

2011 Construction and Development Fund	2012 Construction and Development Fund	2013 Construction and Development Fund	Eliminations	Total
\$ -	\$ 5,800,363	\$ 52,234	\$ -	\$ 5,852,597
129,490	1,517,485	30,383	-	2,428,106
(129,490)	4,282,878	21,851	-	3,424,491
-	749,801	-	(749,801)	3,170
-	-	-	749,801	-
-	749,801	-	-	3,170
(129,490)	5,032,679	21,851	-	3,427,661
4,066,957	(527,495)	-	-	7,759,901
\$ 3,937,467	\$ 4,505,184	\$ 21,851	\$ -	\$ 11,187,562

FOREST PRESERVE DISTRICT OF COOK COUNTY, ILLINOIS

SCHEDULE OF REVENUES, EXPENSES, AND CHANGES IN NET POSITION - BUDGET AND ACTUAL SELF INSURANCE FUND For the Year Ended December 31, 2013

	<u>Original And Final Budget</u>	<u>Actual</u>	<u>Variance with Final Budget</u>
OPERATING REVENUES			
Total Operating Revenues	\$ <u> -</u>	\$ <u> -</u>	\$ <u> -</u>
OPERATING EXPENSES			
Other charges	605,000	328,372	(276,628)
Claims, settlements and other payments	<u>2,395,000</u>	<u>2,440,801</u>	<u>45,801</u>
Total Operating Expenses	<u>3,000,000</u>	<u>2,769,173</u>	<u>(230,827)</u>
Operating Loss	<u>(3,000,000)</u>	<u>(2,769,173)</u>	<u>230,827</u>
NON-OPERATING REVENUES			
Investment income	<u> -</u>	<u>11,288</u>	<u>11,288</u>
Total Non-Operating Revenues	<u> -</u>	<u>11,288</u>	<u>11,288</u>
Change in net position	\$ <u>(3,000,000)</u>	(2,757,885)	\$ <u>242,115</u>
NET POSITION - Beginning of Year		<u>23,479,638</u>	
NET POSITION - END OF YEAR		<u>\$ 20,721,753</u>	

STATISTICAL SECTION

Statistical Section

This part of the District's comprehensive annual financial report presents detailed information as a context for understanding what the information in the financial statements, note disclosures, and required supplementary information says about the District's overall financial health.

<u>Contents</u>	<u>Page</u>
Financial Trends These schedules contain trend information to help the reader understand how the District's financial performance and well-being have changed over time.	131 - 135
Revenue Capacity These schedules contain information to help the reader assess the District's most significant local revenue source, the property tax.	136 - 139
Debt Capacity These schedules present information to help the reader assess the affordability of the Government's current levels of outstanding debt and the District's ability to issue additional debt in the future.	140 - 143
Demographic and Economic Information These schedules offer demographic and economic indicators to help the reader understand the environment within the District's financial activities take place.	144 - 146
Operating Information These schedules contain information about the District's service and resources to help the reader understand how the District's financial information relates to the services the District provides and the activities it performs.	147 - 148

Forest Preserve District of Cook County, Illinois

Net Position by Component
Last Ten Fiscal Years
(accrual basis of accounting)

	Fiscal Year									
	<u>2013</u>	<u>2012</u>	<u>2011</u>	<u>2010</u>	<u>2009</u>	<u>2008</u>	<u>2007</u>	<u>2006</u>	<u>2005</u>	<u>2004</u>
Primary government										
Net investment in capital assets	\$ 255,136,753	\$ 260,584,642	\$ 243,224,610	\$ 229,231,567	\$ 192,462,332	\$ 172,357,359	\$ 146,344,208	\$ 128,184,104	\$ 133,287,027	\$ 140,549,288
Restricted	37,147,720	36,372,571	42,866,012	38,232,739	24,522,305	34,067,791	51,685,189	61,523,307	31,730,383	36,555,084
Unrestricted	<u>(16,722,194)</u>	<u>(3,999,013)</u>	<u>8,442,205</u>	<u>15,624,451</u>	<u>46,257,650</u>	<u>41,156,086</u>	<u>30,926,859</u>	<u>25,920,391</u>	<u>39,706,460</u>	<u>17,267,858</u>
Total primary government net position	<u>\$ 275,562,279</u>	<u>\$ 292,958,200</u>	<u>\$ 294,532,827</u>	<u>\$ 283,088,757</u>	<u>\$ 263,242,287</u>	<u>\$ 247,581,236</u>	<u>\$ 228,956,256</u>	<u>\$ 215,627,802</u>	<u>\$ 204,723,870</u>	<u>\$ 194,372,230</u>

Source: Annual Financial Reports 2004-2013

Forest Preserve District of Cook County, Illinois

Changes in Net Position
Last Ten Fiscal Years
(accrual basis of accounting)

	Fiscal Year									
	<u>2013</u>	<u>2012</u>	<u>2011</u>	<u>2010</u>	<u>2009</u>	<u>2008</u>	<u>2007</u>	<u>2006</u>	<u>2005</u>	<u>2004</u>
Expenses										
Governmental activities:										
General administration	\$ 13,976,364	\$ 12,053,197	\$ 16,739,337	\$ 18,719,792	\$ 14,691,594	\$ 11,696,745	\$ 18,065,912	\$ 1,253,345	\$ 1,832,350	\$ 4,649,798
Resource management	11,024,040	10,712,071	7,588,507	7,309,675	6,979,922	6,485,647	5,193,949	7,261,477	5,077,663	2,953,566
Recreation and general maintenance	27,724,332	24,927,230	18,664,641	17,554,355	17,227,653	15,225,392	15,505,445	18,302,310	14,559,954	17,069,671
Law enforcement-Public Safety	13,992,721	11,516,781	9,004,731	8,401,584	9,057,297	6,675,531	9,793,551	8,956,910	5,893,314	7,096,488
Real estate acquisition	157,279	1,300,382	309,987	-	1,339,706	2,496,358	143,102	491,839	197,977	512,550
Planning and development	13,913,428	8,672,957	8,880,567	9,130,532	8,762,303	16,721,767	15,302,381	27,443,386	23,563,206	5,820,596
Interest on debt	9,779,504	6,180,215	5,164,086	5,424,673	5,712,807	5,985,100	5,790,626	6,342,428	7,513,844	2,051,868
Total primary government expenses	<u>90,567,668</u>	<u>75,362,833</u>	<u>66,351,856</u>	<u>66,540,611</u>	<u>63,771,282</u>	<u>65,286,540</u>	<u>69,794,966</u>	<u>70,051,695</u>	<u>58,638,308</u>	<u>40,154,537</u>
Program revenues										
Governmental activities:										
General administration-General Gov.	1,310,019	1,717,270	1,657,087	1,093,376	1,088,706	1,693,934	335,560	531,502	320,596	525,581
Recreation and general maintenance and resource management	3,142,491	2,499,086	2,433,532	2,626,207	2,764,974	2,631,324	2,909,000	3,130,054	3,493,339	3,229,819
Law enforcement-Public Safety	309,497	149,579	568,242	109,351	257,101	34,000	215,685	176,316	171,916	187,543
Real estate acquisition	-	89,190	7,444	233,200	1,951,735	174,800	3,874,331	1,569,086	205,583	170,138
Operating grants and contributions	440,700	230,671	1,945,700	858,365	3,741,376	10,213,651	3,735,759	3,768,204	3,897,063	3,122,774
Capital grants and contributions	428,250	-	-	13,291,066	-	-	-	1,005,152	849,214	331,770
Total primary government program revenues	<u>5,630,957</u>	<u>4,685,796</u>	<u>6,612,005</u>	<u>18,211,565</u>	<u>9,803,892</u>	<u>14,747,709</u>	<u>11,070,335</u>	<u>10,180,314</u>	<u>8,937,711</u>	<u>7,567,625</u>
Total primary government net (expense)	<u>(84,936,711)</u>	<u>(70,677,037)</u>	<u>(59,739,851)</u>	<u>(48,329,046)</u>	<u>(53,967,390)</u>	<u>(50,538,831)</u>	<u>(58,724,631)</u>	<u>(59,871,381)</u>	<u>(49,700,597)</u>	<u>(32,586,912)</u>
General Revenues										
Governmental activities:										
Taxes:										
Property taxes	59,534,868	62,551,886	64,594,727	61,120,838	62,641,627	57,858,033	54,046,000	53,312,016	46,683,447	38,191,306
Personal property replacement taxes	7,256,846	6,159,035	5,966,672	6,456,253	6,138,159	7,220,428	7,652,970	6,212,663	5,683,373	3,475,192
Investment earnings	366,260	104,897	166,332	206,450	685,676	3,911,075	7,766,557	8,083,720	4,407,900	713,534
Gain on sale of property	-	-	-	-	-	-	-	-	35,823	110,327
Other general revenues	382,816	286,592	456,190	391,975	162,979	174,275	2,587,558	3,166,914	3,241,694	22,198
Donated land	-	-	-	-	-	-	-	-	-	3,000,000
Total governmental activities	<u>67,540,790</u>	<u>69,102,410</u>	<u>71,183,921</u>	<u>68,175,516</u>	<u>69,628,441</u>	<u>69,163,811</u>	<u>72,053,085</u>	<u>70,775,313</u>	<u>60,052,237</u>	<u>45,512,557</u>
Total primary government	<u>\$ (17,395,921)</u>	<u>\$ (1,574,627)</u>	<u>\$ 11,444,070</u>	<u>\$ 19,846,470</u>	<u>\$ 15,661,051</u>	<u>\$ 18,624,980</u>	<u>\$ 13,328,454</u>	<u>\$ 10,903,932</u>	<u>\$ 10,351,640</u>	<u>\$ 12,925,645</u>

Source: Annual Financial Reports 2004-2013

Forest Preserve District of Cook County, Illinois

Fund Balances, Governmental Funds

Last Ten Fiscal Years

(modified accrual basis of accounting)

	Fiscal Year									
	<u>2013</u>	<u>2012</u>	<u>2011</u>	<u>2010</u>	<u>2009</u>	<u>2008</u>	<u>2007</u>	<u>2006</u>	<u>2005</u>	<u>2004</u>
Corporate Fund										
Reserved	\$ -	\$ -	\$ -	\$ 714,558	\$ 6,565,807	\$ 3,465,250	\$ 5,404,494	\$ 4,699,127	\$ 3,531,340	\$ 668,740
Committed for board designated balance	-	-	8,411,973	-	-	-	-	-	-	-
Committed for real estate acquisition	550,000	1,000,000	4,000,000	-	-	-	-	-	-	-
Committed for self insurance	-	-	3,000,000	-	-	-	-	-	-	-
Committed for capital improvement	6,000,000	-	-	-	-	-	-	-	-	-
Assigned	-	984,259	1,531,566	-	-	-	-	-	-	-
Unassigned	37,286,352	39,918,256	20,082,777	-	-	-	-	-	-	-
Unreserved	-	-	-	35,349,895	26,299,152	19,774,805	9,891,750	1,304,552	15,537,475	5,205,066
Total Corporate Fund	\$ 43,836,352	\$ 41,902,515	\$ 37,026,316	\$ 36,064,453	\$ 32,864,959	\$ 23,240,055	\$ 15,296,244	\$ 6,003,679	\$ 19,068,815	\$ 5,873,806
All Other Governmental Funds										
Reserved	\$ -	\$ -	\$ -	\$ 22,074,546	\$ 40,467,433	\$ 49,713,330	\$ 52,671,625	\$ 89,228,848	\$ 100,522,236	\$ 117,299,901
Non-spendable	13,422,719	13,418,326	-	-	-	-	-	-	-	-
Restricted	119,219,783	125,057,823	43,596,711	-	-	-	-	-	-	-
Committed:										
Real estate acquisition	13,479,028	13,680,942	10,873,849	-	-	-	-	-	-	-
Beck Lake	422,898	373,965	335,222	-	-	-	-	-	-	-
Assigned										
Working cash purposes	-	-	13,407,484	-	-	-	-	-	-	-
Capital projects funds	4,246,645	12,082,970	-	-	-	-	-	-	-	-
Unreserved, reported in:	-	-	-	25,096,354	31,222,987	30,136,283	32,949,026	29,123,078	26,824,537	25,234,300
Special revenue funds	-	-	-	21,676,131	5,061,962	3,090,374	8,388,847	24,647,242	4,631,044	527,254
Total all other Governmental Funds	\$ 150,791,073	\$ 164,614,026	\$ 68,213,266	\$ 68,847,031	\$ 76,752,382	\$ 82,939,987	\$ 94,009,498	\$ 142,999,168	\$ 131,977,817	\$ 143,061,455

Note: The District implemented GASB 54 beginning in fiscal year 2011.

Source: Annual Financial Reports 2004-2013.

Forest Preserve District of Cook County, Illinois

Changes in Fund Balances, Governmental Funds

Last Ten Fiscal Years

(modified accrual basis of accounting)

	<u>2013</u>	<u>2012</u>	<u>2011</u>	<u>2010</u>	<u>2009</u>	<u>2008</u>	<u>2007</u>	<u>2006</u>	<u>2005</u>	<u>2004</u>
Revenues										
Property taxes	\$ 59,534,868	\$ 62,551,886	\$ 64,594,727	\$ 58,460,804	\$ 60,097,934	\$ 57,858,033	\$ 54,046,000	\$ 53,312,016	\$ 46,683,447	\$ 38,191,306
Intergovernmental taxes	7,256,846	6,159,035	5,966,672	6,456,253	6,138,159	7,220,428	7,652,970	6,212,663	5,715,159	3,513,202
Fees & fines	3,137,888	2,736,375	2,743,872	3,184,365	3,483,894	2,454,420	4,288,976	1,013,004	1,251,012	918,209
Grants	1,096,391	234,095	1,254,634	1,004,664	5,473,428	10,356,728	3,952,365	4,943,843	4,586,656	3,148,534
Recreation fees	1,381,171	1,340,696	1,292,106	1,473,556	1,835,254	1,725,874	1,822,418	2,208,965	2,399,701	2,446,000
Land use fees	-	223,680	255,555	268,591	288,366	325,909	323,300	336,426	302,217	338,356
Sales of stone	-	-	-	-	-	-	-	165,000	-	101,200
Other income	382,816	295,953	497,904	13,727,977	189,687	195,999	1,251,926	3,334,244	3,480,198	331,514
Investment income	354,972	88,379	140,005	180,924	532,756	3,111,610	8,473,924	-	4,062,348	679,076
Total revenues	<u>73,144,952</u>	<u>73,630,099</u>	<u>76,745,475</u>	<u>84,757,134</u>	<u>78,039,478</u>	<u>83,249,001</u>	<u>81,811,879</u>	<u>71,526,161</u>	<u>68,480,738</u>	<u>49,667,397</u>
Expenditures										
General administration	4,602,252	4,047,138	3,694,204	3,167,788	4,244,486	4,246,762	3,856,878	3,537,161	3,314,882	2,637,592
Resource management	7,575,155	7,563,443	7,217,499	6,658,762	6,260,843	5,959,859	5,140,262	4,585,424	4,096,237	3,676,056
Recreation & general maintenance	20,293,166	18,050,292	17,310,778	16,049,956	15,272,002	14,684,351	13,213,004	11,705,279	11,197,359	11,424,256
Law enforcement	9,086,008	8,106,724	8,566,361	7,617,612	8,220,240	6,426,068	6,084,531	5,609,075	5,168,071	4,854,201
Real estate acquisition & legal	1,905,666	2,666,250	5,783,520	28,059,681	1,339,707	2,496,358	4,118,102	491,839	197,977	2,133,322
Planning & development	1,800,701	1,734,527	1,571,352	1,486,877	5,419,436	6,431,938	7,915,109	5,112,348	20,482,510	2,760,828
District wide charges	2,281,563	4,658,942	1,927,014	698,948	1,092,248	979,664	1,451,762	394,236	1,212,599	4,107,136
Grant expenditures	-	133,589	2,248,816	-	-	3,320,057	3,784,844	3,799,445	4,461,478	3,264,367
Component unit distributions	-	-	54,883	788,142	2,748,562	3,872,292	14,336,998	16,529,651	-	-
Capital outlay	19,944,151	24,636,897	9,966,919	9,772,555	17,851,848	24,807,251	29,339,521	5,772,654	2,068,595	1,360,185
Debt service										
Interest	9,250,406	8,164,327	5,119,794	5,432,673	5,712,807	5,985,101	6,191,907	6,461,442	6,548,066	1,649,070
Principal	8,295,000	7,925,000	7,050,000	6,730,000	6,440,000	7,465,000	5,915,000	5,670,000	3,550,000	3,382,746
Total expenditures	<u>85,034,068</u>	<u>87,687,129</u>	<u>70,511,140</u>	<u>86,462,994</u>	<u>74,602,179</u>	<u>86,674,701</u>	<u>101,347,918</u>	<u>69,668,554</u>	<u>62,297,774</u>	<u>41,249,759</u>
Excess of Revenues over (under) Expenditures	<u>(11,889,116)</u>	<u>(14,057,030)</u>	<u>6,234,335</u>	<u>(1,705,860)</u>	<u>3,437,299</u>	<u>(3,425,700)</u>	<u>(19,536,039)</u>	<u>1,857,607</u>	<u>6,182,964</u>	<u>8,417,638</u>
Other Financing Sources (Uses)										
Bond proceeds	-	142,930,000	-	-	-	1,300,000	-	-	-	100,000,000
Payment to escrow agent	-	(45,073,396)	-	-	-	-	-	-	-	-
Bond premium	-	17,477,385	-	-	-	-	-	-	-	10,219,024
Issuance of master loan	-	-	-	-	-	-	-	-	1,250,000	1,182,746
Sales of assets	-	-	-	-	-	-	-	-	35,823	110,327
Transfers in	1,553,170	4,206,338	7,220,375	9,333,181	8,653,833	11,586,351	5,440,465	29,536,322	6,972,079	2,250,109
Transfers in from primary government	-	-	-	-	-	-	(13,291,066)	-	-	-
Transfers out	(1,553,170)	(4,206,338)	(10,220,375)	(12,333,181)	(8,653,833)	(12,586,351)	(12,310,465)	(42,156,322)	(12,972,079)	(15,452,410)
Total other financing sources (uses)	<u>-</u>	<u>115,333,989</u>	<u>(3,000,000)</u>	<u>(3,000,000)</u>	<u>-</u>	<u>300,000</u>	<u>(20,161,066)</u>	<u>(12,620,000)</u>	<u>(4,714,177)</u>	<u>98,309,796</u>
Net Change in Fund Balances	<u>\$ (11,889,116)</u>	<u>\$ 101,276,959</u>	<u>\$ 3,234,335</u>	<u>\$ (4,705,860)</u>	<u>\$ 3,437,299</u>	<u>\$ (3,125,700)</u>	<u>\$ (39,697,105)</u>	<u>\$ (10,762,393)</u>	<u>\$ 1,468,787</u>	<u>\$ 106,727,434</u>

Debt Service as a Percentage of Noncapital
Expenditures

23.0% 24.2% 20.1% 15.9% 21.4% 21.7% 16.8% 19.0% 16.8% 12.6%

Forest Preserve District of Cook County, Illinois

General Governmental Revenues By Source

Last Ten Fiscal Years

(modified accrual basis of accounting)

Fiscal Year	Property Taxes	Personal Property Replacement Tax	Total
2013	\$ 59,534,868	\$ 7,256,846	\$ 66,791,714
2012	62,551,886	6,159,035	68,710,921
2011	64,594,727	5,966,672	70,561,399
2010	61,120,838	6,456,253	67,577,091
2009	62,641,627	6,138,159	68,779,786
2008	57,858,033	7,220,428	65,078,461
2007	54,046,000	7,652,970	61,698,970
2006	53,312,016	6,212,663	59,524,679
2005	46,683,447	5,715,159	52,398,606
2004	38,191,306	3,513,202	41,704,508
Change in 2004-2013	55.9%	106.6%	60.2%

Sources: Annual Financial Reports 2004-2013

Forest Preserve District of Cook County, Illinois
Assessed Value and Estimated Actual Value of Taxable Property
Last Ten Fiscal Years
(in thousands of dollars)

Fiscal Year	Levy Year	Residential Property	Commercial Property	Industrial Property	Railroad Property	Farm Property	Total Taxable Assessed Value	Total Direct Tax Rate	Estimated Actual Taxable Value	Taxable Assessed Value as a Percentage of Actual Taxable Value
2013	2012	\$ 88,133,583	\$ 32,580,023	\$ 15,159,549	\$ 298,643	\$ 4,226	\$ 136,176,024	6.30%	(1)	(1)
2012	2011	101,103,265	34,168,805	16,506,122	286,642	4,218	152,069,052	5.70%	442,787,689	34.34%
2011	2010	113,007,050	39,029,083	18,096,144	268,015	4,321	170,404,613	5.10%	449,811,539	37.88%
2010	2009	116,989,726	41,984,690	18,870,756	220,407	5,012	178,070,591	4.90%	550,135,369	32.37%
2009	2008	109,183,648	43,372,929	20,878,457	193,338	7,411	173,635,783	5.10%	616,163,594	28.18%
2008	2007	99,210,511	40,296,203	19,574,172	179,073	6,954	159,266,913	5.30%	656,474,744	24.26%
2007	2006	87,209,147	38,638,355	18,327,403	162,588	7,913	144,345,406	5.70%	666,223,061	21.67%
2006	2005	77,653,159	37,824,868	17,731,155	154,599	7,913	133,371,694	5.70%	581,371,294	22.94%
2005	2004	69,102,041	35,699,598	16,598,200	154,646	8,070	121,562,555	5.90%	541,942,050	22.43%
2004	2003	61,490,686	34,640,435	15,891,067	470,256	9,000	112,501,444	5.90%	471,971,668	23.84%

Note: Total Direct Tax Rate per \$100 of assessed value.

(1) 2013 Estimated Actual Taxable Value Unavailable, Civic Federation.

Source: Cook County Clerk, Tax Extension Division.

Forest Preserve District of Cook County, Illinois

Direct and Overlapping Property Tax Rates

Last Ten Fiscal Years

(rate per \$100 of assessed value)

District's Direct Rates

Fiscal Year	Corporate	Bond Interest	Employee Annuity & Benefit	Construction & Development	Zoological	Botanic Garden	Total Direct Rate
2013	0.030	0.008	0.002	0.004	0.011	0.007	0.063
2012	0.027	0.008	0.002	0.004	0.010	0.006	0.057
2011	0.024	0.007	0.001	0.004	0.009	0.006	0.051
2010	0.023	0.007	0.001	0.003	0.008	0.005	0.049
2009	0.024	0.008	0.001	0.003	0.009	0.005	0.051
2008	0.024	0.009	0.002	0.004	0.009	0.005	0.053
2007	0.025	0.010	0.002	0.004	0.010	0.006	0.057
2006	0.026	0.010	0.002	0.004	0.010	0.006	0.057
2005	0.026	0.010	0.002	0.004	0.011	0.007	0.059
2004	0.026	0.009	0.003	0.004	0.011	0.007	0.059

Overlapping Rates in the City of Chicago

Fiscal Year	Cook County	Metropolitan Water Reclamation District	City of Chicago	Chicago Park District	Chicago School Finance Authority	Chicago Board of Education	Community College District # 508	Total Overlapping Rate
2013	(1)	(1)	(1)	(1)	(1)	(1)	(1)	(1)
2012	0.531	0.370	1.151	0.378	-	3.422	0.190	6.042
2011	0.461	0.320	0.999	0.331	-	2.875	0.165	5.151
2010	0.423	0.274	0.914	0.305	-	2.581	0.151	4.648
2009	0.403	0.261	0.986	0.309	-	2.478	0.150	4.587
2008	0.424	0.252	1.028	0.323	-	2.589	0.156	4.772
2007	0.452	0.263	1.044	0.355	0.091	2.583	0.159	4.947
2006	0.507	0.284	1.062	0.379	0.118	2.697	0.205	5.252
2005	0.547	0.315	1.243	0.443	0.127	3.026	0.234	5.935
2004	0.593	0.035	1.424	0.455	0.177	3.142	0.242	6.067

(1) 2013 Overlapping Rates unavailable

Source: Cook County Clerk, Tax Extension Division

Forest Preserve District of Cook County, Illinois

Principal Property Tax Payers
Current Year and Nine Years Ago

Taxpayer	2012 (1)			2003		
	Taxable Assessed Value	Rank	Percentage of Total County Taxable Assessed Value	Taxable Assessed Value	Rank	Percentage of Total County Taxable Assessed Value
233 S, Wacker LLC CBRE	\$ 137,676,781	1	0.10%			
Thompson Property	91,013,342	2	0.07%			
BFPRU I LLC	83,748,207	3	0.06%			
HCSC Blue Cross	73,165,995	4	0.05%			
Water Tower LLC	71,730,150	5	0.05%			
ICG Inc.,	71,538,231	6	0.05%			
Simon Property Group	70,825,164	7	0.05%			
227 Monroe Street LLC	68,785,492	8	0.05%			
Hines 70 W Madison LP	66,812,500	9	0.05%			
Mark Davids	65,795,514	10	0.05%			
E Property Tax Dept. 113				\$ 189,999,999	1	0.17%
Wells Reit Chicago Ctr				125,097,603	2	0.11%
Shorenstein Realty				108,321,023	3	0.10%
Monroe & Adms Dela Inc.				98,286,446	4	0.09%
Industry Consulting				94,809,999	5	0.08%
Sears D 768 B2 109A				92,617,259	6	0.08%
NACA Ltd. Partnership				75,302,742	7	0.07%
Madison Two Associates				69,670,609	8	0.06%
L Brunett M Breslin				68,894,086	9	0.06%
Marilyn Enyart KMZ				67,052,168	10	0.06%
Total	\$ 801,091,376		0.59%	\$ 990,051,934		0.88%
Assessed Value	\$ 136,176,024,327			\$ 152,069,051,716		

(1) 2013 Assessed Valuations unavailable.

Source: County Board of Equalization and Assessment

Forest Preserve District of Cook County, Illinois
Property Tax Levies and Collections
Last Ten Fiscal Years

Levy Year	Taxes Levied for the Fiscal Year	Collected within the Fiscal Year of the Levy		Collections in Subsequent Years	Total Collections to Date	
		(1) Amount	Percentage of Levy		Amount	Percentage of Levy
2012	\$ 85,790,895	\$ 83,976,813	97.89%	\$ -	(2) \$ 83,976,813	97.89%
2011	86,944,154	82,493,356	94.88%	3,107,974	85,601,330	98.46%
2010	86,944,102	80,243,940	92.29%	2,783,430	83,027,370	95.50%
2009	86,783,200	71,821,455	82.76%	10,353,919	82,175,374	94.69%
2008	87,647,885	81,716,672	93.23%	4,062,180	85,778,852	97.87%
2007	85,299,402	80,303,581	94.14%	2,492,491	82,796,072	97.07%
2006	81,316,855	72,392,687	89.03%	7,427,137	79,819,824	98.16%
2005	80,011,658	74,120,676	92.64%	698,742	74,819,418	93.51%
2004	72,924,920	70,436,787	96.59%	1,281,988	71,718,775	98.35%
2003	66,355,891	62,583,691	94.32%	2,712,956	65,296,647	98.40%

(1) Tax levied for Fiscal Year 2004 - 2010 includes levy for Forest Preserve District and Series 2004 & 2012 General Obligation Bonds Escrow Account

(2) Subsequent tax collections for 2012 tax levy collected during 2014 and future years

Forest Preserve District of Cook County, Illinois**Ratios of Outstanding Debt by Type**

Last Ten Fiscal Years

Fiscal Year	General Obligation Bonds (4)	Master Loan	Total Primary Government	Percentage of Personal Income (1)	Debt Per Capita (2)
2013	\$ 200,172,164	\$ -	\$ 200,172,164	(3)	(3)
2012	209,820,884	-	209,820,884	0.08%	40.11
2011	102,825,094	-	102,825,094	0.04%	19.71
2010	101,935,000	-	101,935,000	0.04%	19.60
2009	108,665,000	-	108,665,000	0.04%	20.55
2008	115,105,000	-	115,105,000	0.05%	21.90
2007	121,270,000	-	121,270,000	0.05%	23.07
2006	127,185,000	1,300,000	128,485,000	0.05%	24.37
2005	132,855,000	-	132,855,000	0.06%	25.27
2004	135,155,000	-	135,155,000	0.06%	25.48

Note:

- (1) Personal income information is found on Schedule 14.
- (2) Per capita information is found on Schedule 14.
- (3) Information not yet available
- (4) General Obligation Bonds amounts are net of unamortized premium and discount.

Sources:

Annual Financial Reports 2004-2013 and Bureau of Economic Analysis.

Forest Preserve District of Cook County, Illinois**Ratios of General Bonded Debt Outstanding**

Last Ten Fiscal Years

General Bonded Debt Outstanding				
Fiscal Year	General Obligation Bonds	Total	Percentage of Actual Taxable Value of Property (1)	Per Capita (2)
2013	\$ 200,172,164	\$ 200,172,164	6.30%	(3)
2012	209,820,884	209,820,884	5.80%	\$ 40.11
2011	102,825,094	102,825,094	0.06%	\$ 19.71
2010	101,935,000	101,935,000	0.06%	\$ 19.60
2009	108,665,000	108,665,000	0.07%	\$ 20.55
2008	115,105,000	115,105,000	0.08%	\$ 21.90
2007	121,270,000	121,270,000	0.08%	\$ 23.07
2006	128,485,000	128,485,000	0.10%	\$ 24.37
2005	132,855,000	132,855,000	0.11%	\$ 25.27
2004	135,155,000	135,155,000	0.12%	\$ 25.48

(1) See Schedule 6 for property value data.

(2) Population data can be found in Schedule 14.

(3) Not available

Forest Preserve District of Cook County, Illinois
Direct and Overlapping Governmental Activities Debt
As of December 31, 2013

<u>Direct Debt</u>	<u>General Obligation Debt Outstanding</u>	<u>Overlapping Percentage</u>
Forest Preserve District	\$ 200,172,164	0.9%
<u>Overlapping Debt</u> ⁽¹⁾⁽⁵⁾⁽⁷⁾		
Governmental Unit		
Cook County Government	3,698,460,000	17.5%
City of Chicago ⁽²⁾	7,670,297,728	36.3%
Chicago Board of Education ⁽²⁾⁽³⁾	6,207,790,661	29.4%
Chicago Park District ⁽²⁾⁽³⁾	865,665,000	4.1%
Metropolitan Water Reclamation District ⁽²⁾⁽⁴⁾	2,481,971,593	11.7%
Subtotal, overlapping debt ⁽⁵⁾	<u>20,924,184,983</u>	<u>99.1%</u>
Total direct and overlapping debt⁽⁵⁾	<u><u>\$ 21,124,357,147</u></u>	<u><u>100.0%</u></u>

Selected Debt Statistics⁽²⁾

2013 Estimated Population	5,240,700
2012 Equalized Assessed Valuation	\$ 136,176,024,327
2010 Estimated Fair Market Value	\$ 449,811,539,556

	<u>Per Capita⁽⁶⁾</u>	<u>% of Equalized Assessed Valuation</u>	<u>% of Estimated Fair Market Value</u>
Direct Debt	\$ 38.20	0.15%	0.04%
Direct and Overlapping Debt ⁽⁵⁾	\$ 4,030.83	15.51%	4.70%

Notes:

(1) Excludes short-term cash flow notes.

(2) Cook County Preliminary Official Statement for Series 2012CD

(3) Includes "alternate bonds"; which are secured by a dedicated pledge of revenues and the general obligation taxing ability of the issuer.

(4) Includes loans payable to the Illinois Environmental Protection Agency.

(5) Does not include debt issued by other governmental units located within Cook County.

(6) For illustrative purposes; estimated highest per capita debt is within the boundaries of the City of Chicago.

(7) Excludes Municipalities and Districts outside of the City of Chicago.

Forest Preserve District of Cook County, Illinois

Legal Debt Margin Information

Last Ten Fiscal Years

Legal Debt Margin Calculation for Fiscal Year 2013

2012 assessed value	\$ 136,176,024,327	(1)
Debt limit (.345% assessed value)	\$ 469,807,284	
Debt applicable to limit:		
General obligation bonds	179,655,000	
Less: Amount set aside for repayment of general obligation debt	(7,120,000)	
Total net debt applicable to limit	172,535,000	
Legal debt margin	\$ 297,272,284	

Fiscal Year	Debt Limit	Total Net Debt Applicable to Limit	Legal Debt Margin	Total Net Debt Applicable to Limit as a Percentage of Debt Limit
2013	\$ 469,807,284	\$ 172,535,000	\$ 297,272,284	63%
2012	524,638,228	179,655,000	344,983,228	66%
2011	587,895,915	87,500,000	500,395,915	85%
2010	614,343,550	89,276,658	525,066,892	85%
2009	599,043,453	95,896,783	503,146,670	84%
2008	549,470,852	103,586,963	445,883,889	81%
2007	497,989,502	120,748,093	377,241,409	76%
2006	466,948,144	125,056,934	341,891,210	73%
2005	460,132,412	125,056,934	335,075,478	73%
2004	419,751,587	32,323,184	387,428,403	92%

(1) Assessed valuation for 2013 not available

Sources: Annual Financial Reports 2004 - 2013 and Cook County Clerk's Office, Tax Extension Division

Forest Preserve District of Cook County, Illinois
Demographic and Economic Statistics - Cook County

Last Ten Calendar Years

Calendar Year	(2) Population	Personal (2) Income (thousands of dollars)	Per Capita Personal Income (2)	Median Age (4)	School (2) Enrollment	Unemployment Rate (3)
2013	5,240,700	(1)	(1)	(1)	(1)	9.2%
2012	5,231,351	\$ 256,036,686	\$ 48,943	35.8	1,399,960	8.9%
2011	5,217,080	244,871,968	46,937	36.6	1,403,998	9.5%
2010	5,194,675	235,618,084	45,311	35.3	1,391,188	10.5%
2009	5,287,037	244,055,338	46,161	34.7	1,422,585	8.9%
2008	5,256,705	244,303,284	46,475	35.7	1,429,205	6.5%
2007	5,271,405	238,426,065	45,230	35.5	1,491,276	4.9%
2006	5,280,306	221,735,670	42,177	35.5	1,441,940	4.5%
2005	5,303,943	209,098,971	39,423	35.1	1,441,940	5.9%
2004	5,326,269	199,274,915	37,414	34.8	1,429,062	6.2%

Note:

(1) Information not yet available

Sources:

(2) Bureau of Economic Analysis - U.S. Department of Commerce / U.S. Census Bureau (2013 Estimated Population).

Prior years estimated have been revised

(3) Bureau of Labor Statistics

(4) U.S. Census Bureau

Forest Preserve District of Cook County, Illinois**Cook County's 10 Largest Employers**

<u>Employer</u>	<u>2013 (1)</u>			<u>2004 (2)</u>		
	<u>Employees</u>	<u>Rank</u>	<u>Percentage of Total Cook County Employment</u>	<u>Employees</u>	<u>Rank</u>	<u>Percentage of Total Cook County Employment</u>
Advocate Health Care	16,710	1	0.64%			
J.P. Morgan Chase & Co. (3)	15,103	2	0.58%			
University of Chicago	15,029	3	0.57%	10,192	1	0.39%
Walgreens Co.	14,528	4	0.55%			
AT&T Communications, Inc. (4)	14,000	5	0.53%	5,240	3	0.20%
United Continental Holdings Inc. (5)	13,000	6	0.50%	7,634	2	0.29%
Abbott Laboratories	13,000	6	0.50%			
Wal-Mart Stores Inc.	12,500	7	0.48%			
Presence Health	9,907	8	0.46%			
University of Illinois at Chicago	9,800	9	0.37%			
American Airlines	9,264	10	0.35%	4,403	5	0.17%
Accenture				3,861	6	0.15%
Target Corporation				2,904	7	0.11%
Harris Trust & Savings Bank				2,684	8	0.10%
LaSalle Bank				2,668	9	0.10%
United Parcel Service				2,649	10	0.10%
Northern Trust Company				5,084	4	0.19%

Notes:

- (1) Source: Crain's Chicago Business issue December 2013
- (2) Source: City of Chicago Comprehensive Annual Financial Report 2004
- (3) J.P. Morgan Chase formerly known as Bank One
- (4) AT&T formerly known as SBC Ameritech
- (5) United Continental Holdings Inc. formerly known as United Airlines

Forest Preserve District of Cook County, Illinois
Full-time Equivalent District's Government Employees by Function

Function	Full-time Equivalent Employees									
	<u>2013</u>	<u>2012</u>	<u>2011</u>	<u>2010</u>	<u>2009</u>	<u>2008</u>	<u>2007</u>	<u>2006</u>	<u>2005</u>	<u>2004</u>
General administration	44	41	34	33	34	34	38	37	37	40
Resource management	108	101	109	104	103	94	90	88	85	82
Recreation and general maintenance	282	278	247	247	246	242	225	227	220	228
Law enforcement	122	122	122	121	121	121	115	112	112	106
Legal / Real estate acquisition	14	13	14	14	12	12	12	12	11	9
Planning and development	<u>20</u>	<u>18</u>	<u>19</u>	<u>20</u>	<u>21</u>	<u>21</u>	<u>23</u>	<u>24</u>	<u>24</u>	<u>26</u>
Total	<u>589</u>	<u>574</u>	<u>544</u>	<u>538</u>	<u>537</u>	<u>524</u>	<u>503</u>	<u>500</u>	<u>489</u>	<u>491</u>

Source: Forest Preserve District's Budget

Forest Preserve District of Cook County, Illinois

Operating Indicators by Function/Program
Last Ten Fiscal Years

<u>Function/Program</u>	<u>Fiscal Year</u>									
	<u>2012</u>	<u>2011</u>	<u>2010</u>	<u>2009</u>	<u>2008</u>	<u>2007</u>	<u>2006</u>	<u>2005</u>	<u>2004</u>	<u>2003</u>
Recreation and general maintenance										
Picnic permits issued with shelter	(1)	5,857	6,016	5,418	5,792	5,365	5,576	5,557	5,138	5,786
Picnic permits issued without shelter	(1)	1,372	1,452	1,278	1,344	1,305	1,058	1,039	1,043	1,500
Pool attendance	<u>90,975</u>	<u>81,125</u>	<u>80,491</u>	<u>28,905</u>	<u>27,504</u>	<u>39,550</u>	<u>38,561</u>	<u>40,035</u>	<u>39,010</u>	<u>38,303</u>
Total	<u>90,975</u>	<u>88,354</u>	<u>87,959</u>	<u>35,601</u>	<u>34,640</u>	<u>46,220</u>	<u>45,195</u>	<u>46,631</u>	<u>45,191</u>	<u>45,589</u>
Law enforcement										
Ordinance violations	6,051	6,626	7,136	6,706	6,351	1,918	4,832	4,907	3,025	2,290
Traffic arrests	1,133	1,628	3,275	4,581	4,664	408	3,056	2,262	3,396	3,223
Parking citations	3,707	3,655	4,935	4,800	4,359	3,753	3,636	3,078	2,913	3,102
Criminal arrests	429	325	464	443	391	104	413	268	643	265
Incident reports	<u>72,899</u>	<u>75,667</u>	<u>73,185</u>	<u>68,502</u>	<u>62,081</u>	<u>46,027</u>	<u>38,472</u>	<u>28,315</u>	<u>29,238</u>	<u>24,543</u>
Total	<u>84,219</u>	<u>87,901</u>	<u>88,995</u>	<u>85,032</u>	<u>77,846</u>	<u>52,210</u>	<u>50,409</u>	<u>38,830</u>	<u>39,215</u>	<u>33,423</u>

Note: 2013 information is unavailable.

(1) 2012 information for picnic permits issued with and without shelter is not available.

Sources: Forest Preserve District's Records

Forest Preserve District of Cook County, Illinois

Number of Capital Asset Projects by Function/Program
Last Ten Fiscal Years

Function/Program	Fiscal Year									
	2013	2012	2011	2010	2009	2008	2007	2006	2005	2004
General and administration										
Building and building improvements	13	17	10	10	7	12	37	5	3	2
Land improvement	12	13	17	8	9	5	9	9	13	8
Equipment	-	1	1	-	1	-	-	-	-	-
Vehicles	1	-	-	-	-	1	1	-	-	-
Infrastructures	21	19	11	13	12	14	32	-	-	-
Construction in progress	23	25	26	-	-	-	98	24	15	66
Total	70	75	65	31	29	32	177	38	31	76
Resource management										
Building and building improvements	-	-	-	-	-	-	-	-	-	-
Land improvement	-	-	-	-	-	-	-	-	-	-
Equipment	1	13	5	10	1	11	-	16	4	17
Vehicles	2	9	12	-	9	8	3	18	2	1
Infrastructures	-	-	-	-	-	-	-	-	-	-
Construction in progress	-	-	12	-	-	-	-	-	-	-
Total	3	22	29	10	10	19	3	34	6	18
Recreation and general maintenance										
Building and building improvements	-	-	-	-	-	-	-	-	-	-
Land improvement	-	-	-	-	-	-	-	-	-	-
Equipment	4	34	1	3	18	29	24	16	11	-
Vehicles	-	20	17	-	12	32	18	46	18	-
Infrastructures	-	-	-	-	-	-	-	3	17	11
Construction in progress	-	-	-	-	-	-	-	-	-	-
Total	4	54	18	3	30	61	42	65	46	11
Law enforcement										
Building and building improvements	-	-	-	-	-	-	-	-	-	-
Land Improvement	-	-	-	-	-	-	-	-	-	-
Equipment	-	-	-	-	-	-	-	-	-	-
Vehicles	2	6	24	-	21	8	11	2	4	-
Infrastructures	-	-	-	-	-	-	-	-	-	-
Construction in progress	-	-	-	-	-	-	-	-	-	-
Total	2	6	24	-	21	8	11	2	4	-
Planning and development										
Building and building improvements	-	-	-	-	-	-	-	-	-	-
Land Improvement	-	-	-	-	-	-	-	-	-	-
Equipment	-	-	-	4	1	10	-	-	1	-
Vehicles	-	1	-	1	-	-	-	-	-	-
Infrastructures	-	-	-	-	-	-	-	-	-	-
Construction in progress	-	-	-	-	-	-	-	-	-	-
Total	-	1	-	5	1	10	-	-	1	-
Total capital assets	79	158	136	49	91	130	233	139	88	105

n/a - Information is not available.

Note: Amounts represent number of units.

Sources: District's Fixed Assets Reports