2021

Forest Preserve District of Cook County, Illinois

Executive Budget Recommendation

Honorable Toni Preckwinkle, President
Forest Preserve District Board of Commissioners

For the programs and services of the Forest Preserve District of Cook County
as submitted to the Finance Committee of the Forest Preserve District Board of Commissioners

fpdcc.com

FOREST PRESERVES of Cook County

feel free

FOREST PRESERVES of Cook County

feel free

Executive Budget Recommendation

2021

Honorable Toni Preckwinkle, President
Forest Preserve District Board of Commissioners

and

Board of Forest Preserve District Commissioners

Frank J. Aguilar
Alma E. Anaya
Luis Arroyo, Jr.
Scott R. Britton
John P. Daley
Dennis Deer
Bridget Degnen
Bridget Gainer
Brandon Johnson
Bill Lowry
Donna Miller
Stanley Moore
Kevin B. Morrison
Sean M. Morrison
Peter N. Silvestri
Deborah Sims
Larry Suffredin

Arnold Randall
General Superintendent

Stephen Hughes
Chief Financial Officer

This document was printed on recycled paper

Table of Contents

INTRODUCTION 1

Our Mission Statement 1

The Forest Preserve District of Cook County Organizational Chart 2

Accounting & Budgetary Practices 3

The Budget Development Process 4

FY 2021 Proposed Budget Calendar 5

Reader's Guide 6

Forest Preserves of Cook County Profile 7

Forest Preserves of Cook County Map 8

EXECUTIVE SUMMARY & EXECUTIVE BUDGET RECOMMENDATION 9

Executive Summary 10

Forest Preserve District Of Cook County, Illinois

Annual Appropriation Ordinance 14

Attachment A 16

Attachment B - Corporate Fund Balance Policy 17

Position Summary 18

CORPORATE FUND 19

Estimated Revenues and Available Sources 19

Budgeted Expenditures and Other Uses 20

Office of the General Superintendent 21

Finance & Administration 29

Human Resources 37

Resource Management 43

Conservation & Experiential Programming 51

Permits, Rentals And Concessions 57

Landscape Maintenance 63

Facilities & Fleet Maintenance 69

Legal 77

Law Enforcement 83

Planning & Development 89

District Wide Services 95

CAPITAL AND RELATED FUNDING SOURCES 99

Construction & Development Fund 100

Capital Improvement Fund 101

Real Estate Acquisition Fund 102

Resident Watchmen Fund 103

Bond & Interest Fund 104

FIDUCIARY, AGENCY AND COMPONENT UNIT FUNDS 105

Employee Annuity And Benefit Fund 106

Self-Insurance Fund 107

Chicago Zoological Society Fund 108

Chicago Horticultural Fund 109

Chicago Zoological Society & Brookfield Zoo 110

Chicago Botanic Garden 123

SUPPLEMENTARY INFORMATION 137

Chart of Accounts 138

Budgetary Accounts 138

Glossary 146

Revenue Glossary 148

Major Funds Glossary 150

Supplementary Schedules 151
Schedule 1 – Non-Union Salary Schedule 151
Schedule 2 – Teamsters Local 700 Salary Schedule 152
Schedule 3 – Police Salary Schedule 153
Schedule 4 – "X" Grade Salary Schedule 154
Schedule 5 – Non-Union Hourly Rate Schedule 154
Schedule 6 – Tax Rates for Real Property 155
Schedule 7 – Property Tax Rates Comparison – City of Chicago 156
Schedule 8 – Property Tax Rates Comparison – Suburban Snapshot 157
Schedule 9 – Property Tax Distribution Net of Uncollectible / Refunds 159
Schedule 10 – Total Operating and Debt Service 160
Schedule 11 – Annual Appropriation Comparative Summary 161
Schedule 12 – Staffing History 162
Schedule 13 – Property Tax Levy Summary from 2012 - 2020 163
Schedule 14 – Property Tax Levies and Collections 164
Schedule 15 – Direct and Overlapping Governmental Activities Debt 165
Schedule 16 – Legal Debt Margin Information 166
Schedule 17 – Picnic Permit Fee Schedule 167
Schedule 18 – Pool Fees and Other License and Permits 170
Schedule 19 – Pavilions and Facilities Fee Schedule 171
Schedule 20 – Golf Fee Schedule 172
Schedule 21 – Campground Fee Schedule 173
Schedule 22 – Boat Fee Schedule 175
Schedule 23 – Aerial Adventure Course Fee Schedule 175
Schedule 24 – Stable Fees 176
Schedule 25 – Special Access/Construction Permit Fees 176
Schedule 26 – FY 2017 to 2023 Corporate Fund Analysis 177

Photography Credits 180

FOREST PRESERVES of Cook County

feel free

Our Mission Statement

To acquire, restore and manage lands for the purpose of protecting and preserving public open space with its natural wonders, significant prairies, forests, wetlands, rivers, streams, and other landscapes with all of its associated wildlife, in a natural state for the education, pleasure and recreation of the public now and in the future.

The Forest Preserve District of Cook County Organizational Chart

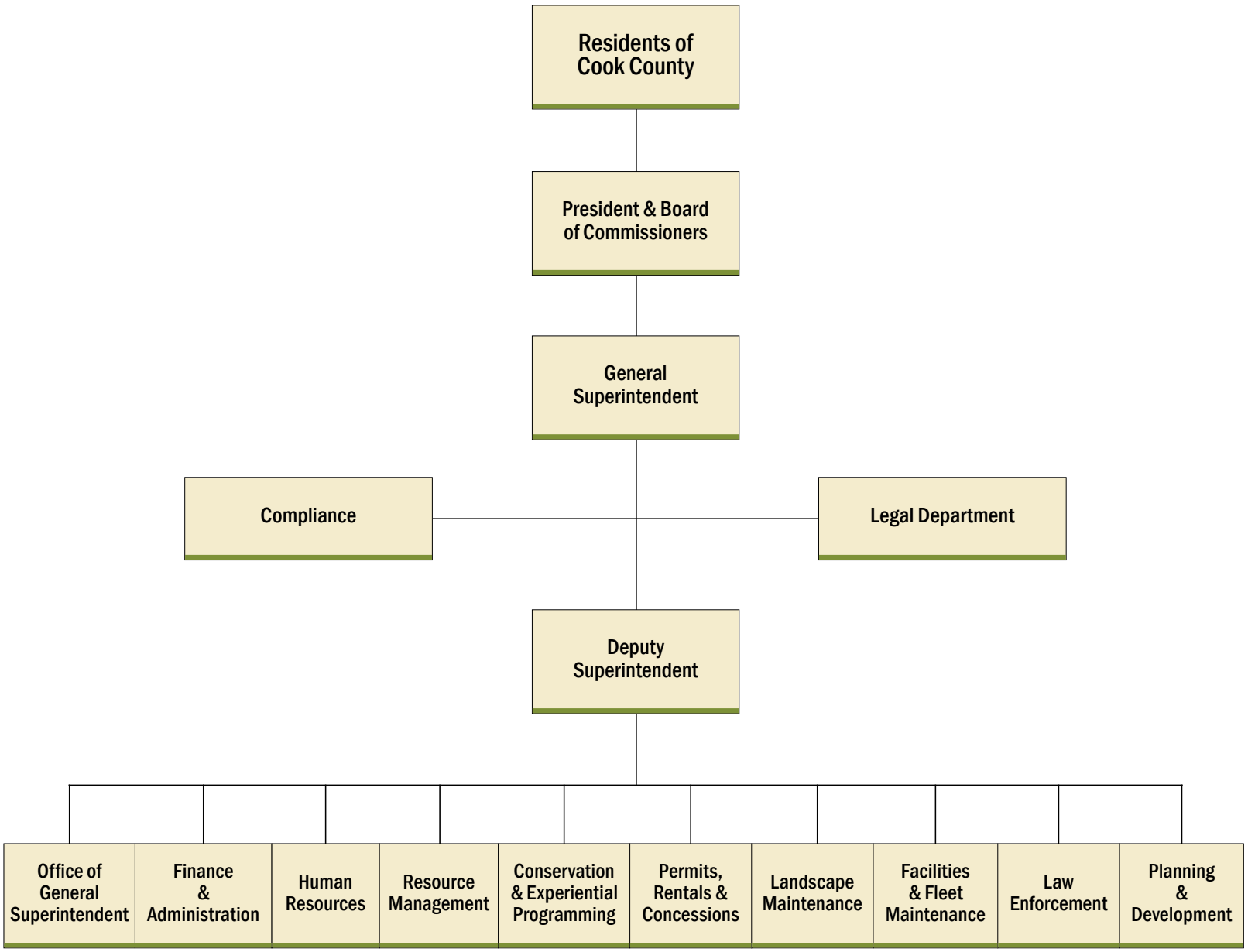

Accounting & Budgetary Practices

The accounts of the District are organized on a basis of funds and account group to present the financial position and results of operations of each fund. The accounting systems of the District is also designed to provide budgetary control over the revenues and expenditures of each fund. The accounting principles of the District confirm to accounting principles generally accepted in the United States of America as applicable to governmental units or, in the case of the discretely presented components units, the Chicago Horticultural Society ("Chicago Botanic Garden") and Chicago Zoological Society ("Brookfield Zoo"), as applicable to not -for profits. The accepted standard-setting body of establishing governmental accounting and financial reporting principles is the Governmental Accounting Standards Board (GASB) and for establishing not-for-profit accounting and financial reporting principles is the Financial Accounting Standards Board (FASB).

The District's budget is developed in accordance with Generally Accepted Accounting Principles (GAAP) as applied to government units. With respect to government-wide funds, expendable trust funds and agency funds, the District follows modified accrual basis of accounting in which revenues are recognized when they become both measurable and available as net current assets. Available means collective within the current period or 60 days thereafter to pay liabilities of the current period. Taxpayer assessed taxes, gross receipts and personal property replacement taxes are considered "measurable" when they are in the hands of intermediary collecting governments and are recognized as revenue at that time. Anticipated refunds of such taxes are recorded as liabilities and reductions of revenue when they are measurable, and their validity seems certain. Revenues considered to be susceptible to accrual are: real estate taxes, personal property replacement taxes, land sale proceeds, concession receivables and interest receivables.

The Budget Development Process

The Forest Preserve District of Cook County Board of Commissioners must adopt the annual operating budget before or within sixty (60) days after the commencement of any fiscal year, which begins January 1. The Annual Appropriation Ordinance includes proposed expenditures and the means of financing them.

The budget development process begins with each department submitting a detailed request for appropriations to the Director of Budget and Management. These requests are reviewed with the Chief Financial Officer and General Superintendent. Further review occurs during meetings among the President, General Superintendent and Finance Committee of the Board.

The President's Appropriation Ordinance recommendations are then submitted to the Board and referred to the Finance Committee. The Finance Committee holds public hearings throughout the County. The Finance Committee may offer amendments to the President's recommendations before submitting the Appropriation Ordinance to the Board for final approval.

The budget is available for public review for at least ten (10) days prior to the Board's passage of the Annual Appropriation Ordinance.

The Board must hold at least one public hearing on the budget prior to legally enacting it through the passage of the Annual Appropriation Ordinance.

The Chief Financial Officer is authorized to transfer budgeted amounts between various line items within any fund. The Board must approve any revisions increasing the total expenditures of any fund. The budget information referenced in the financial statements includes adjustments, if any, made during the year.

The level of control where expenditures may not exceed the budget is the fund level of activity. With the exception of unspent Capital Improvement, Construction and Development and Bond Funds, budgeted amounts lapse at year-end and are not carried forward to succeeding years. State statute permits the Capital Improvement Fund to remain open for five years. Unspent budgeted amounts for the Capital Improvement Fund are carried forward for four (4) succeeding years until the fund is closed.

A comparison of actual results of operations to the budget can be found in the District's Comprehensive Annual Financial Report under the section entitled "Required Supplementary Information."

FY 2021 Budget Calendar

Budget Kickoff
FPCC department heads and their deputies all gather together to learn about expectations for the upcoming budget year, along with sharing departmental accomplishments, goals, and challenges.

Department Requests Submission
FPCC departments submit personnel, non-personnel, and other funds (if applicable) requests for FY 2021.

Department Hearings
Departments are given the opportunity to further elaborate upon their requests with the General Superintendent, Deputy Superintendent, Chief Financial Officer, Comptroller and the rest of the Budget Team.

Budget Introduction
The President of the Board of Commissioners introduces the recommended FY 2021 Budget.

Public Hearings
These ensue two times before there is a vote on the Annual Appropriation Ordinance. At the hearings, the public can voice concerns and/or support for funding initiatives outlined in recommended appropriation for FY 2021.

Vote on Annual Appropriation Ordinance
During the FPDCC President and Board of Commissioners' meeting, a vote takes place on whether or not to approve the Annual Appropriation Ordinance as amended (if applicable).

BUDGET EVENTS

- **July 14**
  Budget Kickoff
- **August 8**
  Department Requests Submission
- **August 17–26**
  Department Hearings
- September 9
  Presentation to Conservation and Policy Council
- **October 20**
  Budget Introduction
- **October 30**
  Public Hearing
- **November TBD**
  Public Hearing
- **November 17**
  Vote on Annual Appropriation Ordinance

Reader's Guide

This section is designed to introduce and explain the contents of the FY 2021 Annual Appropriation in the order of appearance in this document.

- District Profile, Map and Organization Chart This section examines the history of the District, its management and governance; the District map delineates the District by region; and the organization chart depicts the composition of the District.
- Annual Appropriation Ordinance This section contains the annual appropriation ordinance and corresponding attachments.
- Executive Summary This section provides an overview of the FY 2020 Budget. It addresses the current priorities of the District; resources to be allocated to achieve these goals; sources of funding; descriptions, charts, graphs and productivity analysis related to staffing, tax levy and distribution; and the budgetary process.
- Corporate Fund Summary These pages list estimated 2020 tax and non-tax Corporate Fund revenues; budgeted expenditures by department and other uses; position summary and salaries by department.
- Corporate Fund Appropriations by Department This section details each department by its duties and composition, prior year's accomplishments, 2020 goals, organization chart, positions and salaries, and non-personnel services.
- Capital and Related Funding Sources This section contains a description of and data related to the Capital Improvement Fund, Construction and Development Fund, Real Estate Acquisition Fund, Bond and Interest Fund and Monetary Awards (grants received).
- Fiduciary, Agency and Component Unit Funds This section summarizes appropriations for the Employee Annuity and Benefit Fund, the Self-Insurance Fund, the Zoological Fund and the Botanic Garden Fund.
- Budgetary Chart of Accounts This section identifies and explains the numbered account system under which all appropriations are represented including salaries and wages, professional contractual services, materials and supplies, utilities, self-insurance and employee benefits, equipment and fixtures, building and construction, and other expenses.
- Glossary This section defines budgetary terminology.
- Funds and Accounting Practices This section explains each budgetary fund and accounting practices of the District.
- Position Classification and Compensation Schedule This section describes District personnel practices and classification of positions and compensation. It includes position grading and step increases for full-time employees based on time of service, salary schedules of hourly employees, and salary schedules for law enforcement personnel.
- Fee Schedule This section delineates fee categories for public usage of District facilities including picnics, pools, snowmobiling, cross-country skiing, camping, horse and dog licensing, pavilion rentals, special usage fees (permits for special events and special use categories) and the golf fee schedule.
- Revenue Glossary This section identifies and explains revenue that is received by the District for various services rendered.

Profile: Forest Preserves of Cook County

The Forest Preserves of Cook County, with nearly 70,000 acres, is a regional treasure and a critical resource for Cook County. The preserves help control floods in our neighborhoods, clean our water and air, provide an escape into nature, and improve the health and quality of life of millions of people. Healthy preserves also help attract business and investment in the region.

The Forest Preserves of Cook County is one of the oldest and largest forest preserve district in the United States, providing an escape into a world teeming with wildlife and rich with outdoor recreation and environmental education opportunities. Within its boundaries are rare habitats that offer plant and animal diversity on par with the rainforests of the world. Thanks to dedicated restoration and conservation efforts, native plants and wildlife—including North American river otters, blue spotted salamanders, native orchids, and birds such as bald eagles and bobolinks—continue to return to or flourish on our lands.

Each year, the Forest Preserves receives an estimated 62 million visits, as people use these lands and facilities to enjoy nature, bicycle, hike, fish, cross-country ski, picnic, canoe, or simply relax. Facilities located in the preserves include nature centers, boat rentals, equestrian stables, golf courses and driving ranges, and aquatic centers. Among the treasures of the Forest Preserves of Cook County are the Brookfield Zoo and the Chicago Botanic Garden, two world-class institutions located on FPCC land and supported by funding of the Forest Preserves.

More than 100 years ago, as our young metropolis was quickly expanding, civic leaders in Chicago had the wisdom and foresight to protect natural lands. The founders of our Forest Preserves predicted the explosive population growth and anticipated the wave of urban development that would sprawl far beyond the city limits of Chicago into the open prairie, forest, wetland and farm field.

They dreamed of a region that preserved its natural character and sense of place, where city and suburb flowed together along vast expanses of open land traversing Cook County. In February 1915, the Board of Forest Preserve Commissioners held its first meeting, and the Forest Preserves acquired its first piece of property in 1916—500 acres in what is now known as the Deer Grove Forest Preserve.

While the District has experienced many changes over the decades, three central tenets were established more than 100 years ago which continue to guide our work today:

Preservation: The Forest Preserves acquire, restore and manage land to preserve public open space and the habitats that wildlife and plants need to thrive.

Education: The Forest Preserves provide environmental education programming for all ages, with a particular focus on offering information and experiences that will inspire the next generation to take responsibility for protecting the land, plants and wildlife of our region.

Recreation: Not only are the Forest Preserves close to home, but they are also fun and affordable, offering accessible recreation opportunities to all residents of Cook County.

The Forest Preserve District is a separate body and political subdivision of the State of Illinois. The Forest Preserves has independent taxing powers and its boundaries are the same as those of Cook County. It is governed by a President elected by voters across Cook County, and a Board of Commissioners elected by Cook County voters from 17 districts within the county. The President and Commissioners are elected for four-year terms. The President and Commissioners also serve on the Cook County Board in the same capacities.

The Forest Preserves of Cook County is administered by a General Superintendent and Department Heads from each of ten departments: Finance and Administration; Human Resources; Resource Management; Conservation and Experiential Programming; Permits, Rentals and Concessions; Landscape Maintenance; Fleet and Facilities Maintenance; Legal; Law Enforcement; and Planning and Development. The Office of the General Superintendent serves as an 11th Department.

Forest Preserves of Cook County Map

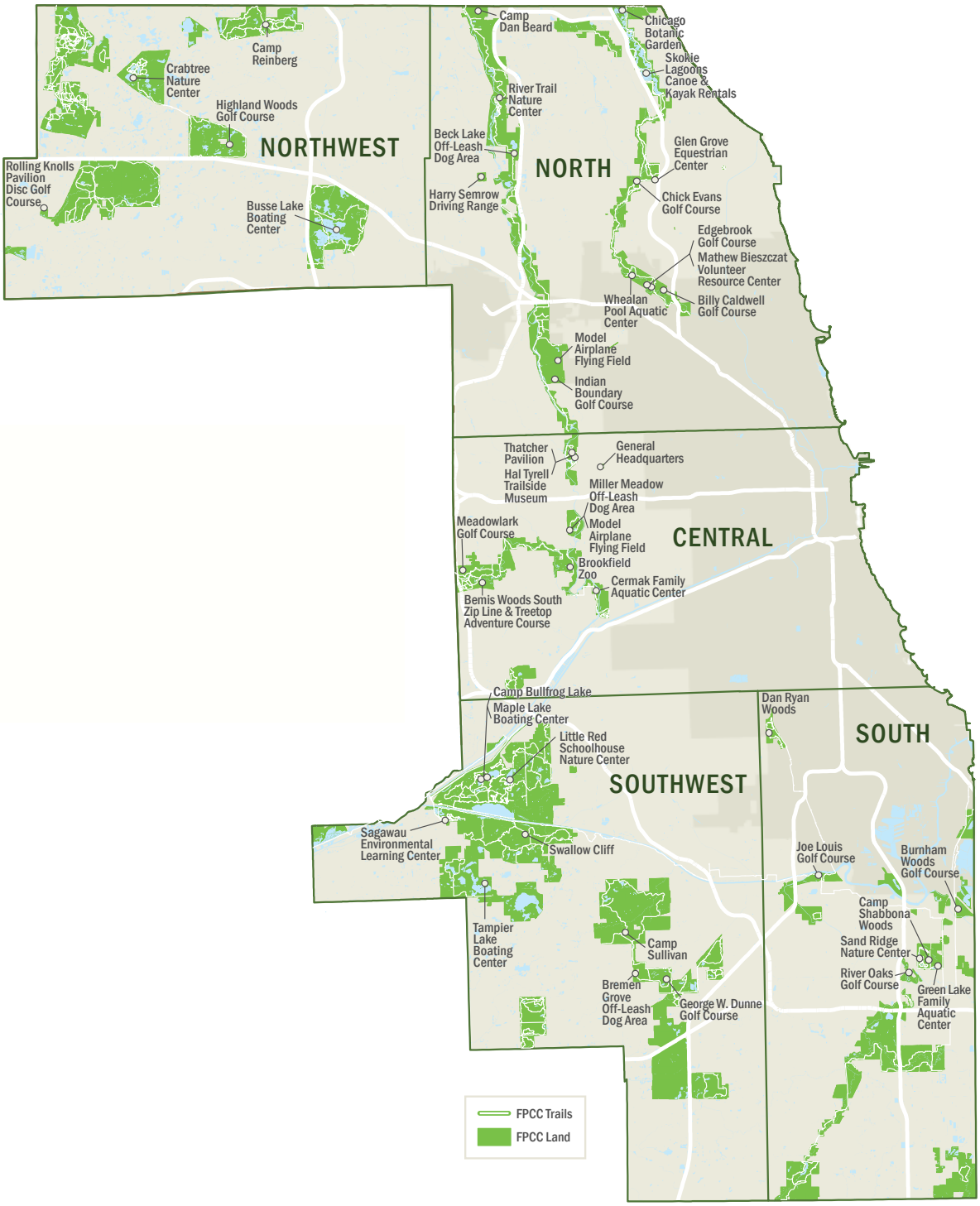

Introduction

As noted in the Forest Preserves of Cook County's 2020 budget, for a number of years the Forest Preserves has lacked the necessary resources for a sustainable fiscal future.

The Forest Preserves has an extensive backlog of urgent capital needs and deferred maintenance for older facilities, trails, picnic shelters and comfort stations. Furthermore, if the Forest Preserves does not increase its payments towards pensions, the fund will be depleted by 2040: The average pension payment to a Forest Preserves retiree is $30,566 per year, and most of these retirees do not receive Social Security.

In addition, full-scale progress on the key goals of the Next Century Conservation Plan (NCCP), adopted by the Forest Preserve District Board of Commissioners in 2014, is not possible without increased investment. These goals include restoring protected lands to ecological health, acquiring and protecting more land, and making the preserves more accessible to the diverse people of Cook County.

Into this headwind, the Forest Preserves has faced the coronavirus pandemic, outlined in the following section, "The Impact of COVID-19." This public health crisis is ongoing and its impact is reflected in the FY 2021 budget. The Forest Preserves anticipates a 26% decrease in corporate non-tax revenue from FY 2020. All departments have reduced their non-personnel budgets by 10% to 13% compared to FY 2020 levels, and the Forest Preserves expects to continue the current hiring freeze (with the exception of essential staff and the Forest Preserves Department of Law Enforcement) into the winter and possibly spring of 2021.

Sound budgetary practices and an abundance of caution has allowed the Forest Preserves to establish a healthy Corporate Reserve Fund, which stood at $43.9 million in 2020—nearly three-quarters of the Preserves' annual operating budget. For FY 2021, the Forest Preserves has allocated $19 million of that fund to its total proposed budget of $134 million.

Even with this allocation, the Forest Preserves FY 2021 Corporate Budget will be 1.9% lower than in 2020. However, judicious use of the reserves will mitigate the need to more sharply curtail programs, restoration work and other critical activities.

The reserve allocation will also allow the Forest Preserves to add to its holdings by purchasing ecologically significant property that is available, before it succumbs to development, and to address some long-deferred maintenance and other capital projects. The Forest Preserves can no longer patch or push off a backlog of urgent needs at specific sites, including roof replacements, parking lot repairs, boiler replacements and other immediate maintenance that if left untended will create much more expensive problems in the near future.

With the use of reserve funds, and due to the relatively muted impact of COVID-19 on tax income for the Forest Preserves, which does not have a sales tax levy, the Forest Preserves budget is 7.6% higher than the 2020 budget. This is not a situation that can be long maintained, however. Even after reducing the Corporate Reserve Fund by more than 40% for the 2021 budget, the reserve remains robust. Yet it is not an endlessly renewable resource, even when the COVID-19 pandemic and its fiscal impact ends. The Forest Preserves has a structural budget deficit that remains unsolved and is holding steady in 2021 only by taking a significant draw on reserve funds.

The Forest Preserves FY 2021 budget is predicated on its capacity and commitment to continue to meet the standards that residents of Cook County have come to expect for protecting the habitats and wildlife in its care and providing opportunities for the public to connect to nature.

The Forest Preserves and its many partners and volunteers have made steadfast progress towards the NCCP's goals, building on advances instituted since the start of the current Forest Preserves administration in 2010. Today 15,000 acres of land are in restoration or active maintenance. The Conservation Corps has expanded, and new initiatives are adding educational and outdoor recreation experiences, with an emphasis on reaching out to communities in the City of Chicago and southern and western segments of the county in alignment with a focused commitment on racial equity and inclusion. As important, the Forest Preserves has improved accountability and incorporated best practices to ensure programs and policies are efficient and effective.

Leadership and staff at the Preserves have demonstrated the vision and ability to ably invest increased resources in a manner that will benefit the residents, natural world, human health, and long-term quality of life of Cook County. To maintain its capacity to do so, the Forest Preserves is running out of options but will continue to explore how to establish dedicated funding that will ensure a sustainable fiscal path.

Executive Summary

Primarily due to careful budgeting in years past that has produced a healthy reserve fund, the Forest Preserves of Cook County proposes a budget that mitigates but does negate a loss of revenue and other impacts of the COVID-19 pandemic. The Forest Preserves of Cook County total budget request for all funds for FY 2021 is $134,159,030, an increase of $9.5 million, or 7.6%, over FY 2020. Revenues to support this increase include property taxes totaling $97.3 million, non-tax revenues totaling $7.1 million and reserves totaling $22.4 million.

The Corporate budget request, which funds the day-to-day operations of the Forest Preserves, is $62.2 million, a decrease of $1.3 million or 1.9% from last year. Increases of $4.5 million to the Real Estate Acquisition Fund, $3 million to the Capital Improvement Fund and $3.5 million to the Self Insurance Fund are also requested in the FY 2021 budget.

Capturing Inflationary Growth. Approximately 83% of the Forest Preserves' operating budget comes from property taxes. In 2021, the percentage allocated to the Forest Preserves will remain about the same on individual property tax bills—typically less than 1% of a homeowner's property tax bill. For the owner of a median-priced home, this equates to $35 to $45 per year, depending upon which municipality the home is located in.

For its 2021 budget, the Forest Preserves of Cook County proposes a tax levy increase that captures the rate of inflation. The Forest Preserves has captured inflationary growth in each budget for the last decade or so for its non-debt service funds. For 2021, this increase of $807,000 is 1% more than the Forest Preserves property tax levy of 2020, or about 50 cents per household. The increase will go towards estimated cost-of-living adjustments in upcoming collective bargaining agreements.

Decreasing Non-Tax Revenue. Due to expected COVID-19 public health restrictions for the public, the Forest Preserves anticipates a 26% decrease in corporate non-tax revenue from the FY 2020 budget. This $2.5 million drop includes a decrease of $998,000 from permits, $97,000 from campgrounds and $610,000 from closing the aquatic centers in 2021. It also includes $565,000 less in investment income due to anticipated lower interest rates.

Staff Levels. The FY 2021 budget includes no reduction in full-time budgeted positions and no layoffs. However, the budget does include a continuation for the first and possibly second quarter of 2021 of the current hiring freeze to help offset loss of income from COVID-19 conditions, with the exception of essential staff and the Forest Preserves Department of Law Enforcement. Although this freeze will impact Forest Preserves operations, it is budgeted to lower costs by about $1 million.

Reducing Costs. For the proposed FY 2021 budget, all departments across the Forest Preserves have made reductions to their non-personnel budgets from 10% to 13% compared to FY 2020 levels. These cuts totaling $1.9 million, as well as closures of the aquatic centers in 2021 due to COVID 19, save approximately $800,000. Combined with the staff hiring freeze and offset with an estimated health care cost increase of 4%, the proposed FY 2021 corporate budget is $1.3 million lower than in 2020.

Reserve Funds. In 2020, the Forest Preserves Corporate Reserve Fund was $43.9 million, approximately 70% of the Forest Preserves' operating budget and well above the $10.1 million required by the fund balance policy set by the Board of Commissioners. Facing rising expenses, lower revenue, and immediate needs and opportunities for deferred maintenance, an aging fleet and available property for land acquisition, the Forest Preserves has budgeted $1.5 million transferred from the Reserve to the Corporate Fund, $12 million to the Self Insurance Fund, $3.5 million for capital improvements and $2 million to the Real Estate Fund. An additional $3.35 million is allocated from the Real Estate Reserve to the Real Estate Fund.

Pension Fund Contribution. The 2021 budget does not provide the suggested additional $9.6 million per year needed to meet pension obligations, nor does current law allow the Forest Preserves to increase its payment. Due to state law formulas that limit the allowed contribution to the Forest Preserves pension fund, the Preserves will again reduce its appropriation to pensions, from $4.1 million in 2020 to $3.9 million in 2021.

Support for the Brookfield Zoo and the Chicago Botanic Garden. The Zoo and the Garden were also severely impacted by COVID-19. The proposed budget of just over $134 million keeps steady the Forest Preserves' funding to these world-class institutional partners in FY 2021 at $23.3 million: $14.4 million in Forest Preserves support to the Brookfield Zoo and $8.9 million to the Chicago Botanic Garden.

The Impact of COVID-19

Throughout the COVID-19 pandemic, the Forest Preserves of Cook County has remained open as an important resource to the public, even as record demand, changing circumstances and limited resources created challenges. Forest Preserves leadership and staff worked collaboratively and strategically to keep the vast majority of its sites and more than 350 miles of trails available while protecting visitors, employees and nature.

Public health guidelines required some facilities to be closed and events cancelled during the spring, and operational modifications remain in effect at some locations. At the end of March, General Superintendent Arnold Randall convened a Rapid Response Team to quickly respond to changing public health guidelines and conditions at key sites as reported by Forest Preserves police and field staff. This case-by-case approach allowed the Preserves to maintain the maximum availability for the public while always ensuring it was following its first priority: the health and safety of visitors and staff.

The result has been an unprecedented number of visitors to the Forest Preserves, particularly during the spring, when state shelter-in-place orders made access to nature and outdoor exercise a critical public resource. Long-time staff noted that on some warm April weekends the most popular preserves looked as busy as a typical Fourth of July. Trail Watch volunteers reported nearly twice as many trail users in 2020 from March through August than in 2019, and statistics for the website and social media are up sharply, including regularly seeing more than three times the number of daily users on the interactive map than previous records.

The increase in visitors, many of whom are new to spending time in the Forest Preserves, put a strain on some natural areas, with more hiking off trail and poaching. In addition, ecological restoration was impacted as staff and contractor field operations were shut down for a period of the spring, resulting in a backlog of maintenance work on trails and other recreational amenities, as well as cancellation of the spring 2020 prescribed burn season, which coincided with the start of the pandemic. Restoration work by Conservation Corps and volunteer stewardship were severely curtailed, as well.

The hiring freeze and impact on seasonal staff reduced landscape maintenance staff at times to as low as approximately a third of typical seasonal capacity, despite increased demand for trash disposal, graffiti removal, restroom cleanings and other maintenance. Forest Preserves Police were also asked to modify their work schedules and responsibilities, assisting new visitors who were unfamiliar with the preserves and enforcing rapidly changing public health guidelines. Officers responded to nearly 10,000 reports of activities that were against then current public health regulations and dispersed nearly 6,000 groups of more than 10 people or people engaging in other unsafe behavior.

While nature centers were closed and events cancelled, the Conservation and Experiential Programming (CEP) department developed and implemented new virtual programs, events and materials, which are now captured on a Nature at Home section of the website. As the grounds at the nature centers re-opened, the CEP department is using a hybrid model of online and in-person events, including new strategies to engage the public through safe, outdoor activities.

Cancelling events for months, and now re-opening with attendance limited to 50 people or 50 percent of indoor capacity, has had a massive impact on operations and income at the Permits Department. Nearly 7,000 permitted events were held in the Preserves in 2019, but just 1,300 in 2020. Combined with closures and modified operations at boat rentals, golf courses and other concessions, revenue from permits, rentals and memberships dropped from $1.4 million in 2019 to less than $200,000 as of September 2020.

In addition to these changes, like all organizations, the Forest Preserves had to make innumerable administrative modifications to respond to COVID-19. This includes technical support for staff now in a work-from-home environment, policies and support for staff by human resources, modifying workspaces for COVID-19 safety and procuring personal protective equipment, establishing policies that align with COVID-19 executive orders, and keeping the public aware of changing policies and recommended public health guidelines through the website, social media, newsletter, press and other outlets.

Awards

In the last five years, the Forest Preserves and its staff and partners have received nearly 50 awards for Forest Preserves projects and management, ranging from youth programming to natural area conservation to good governance and conservation leadership. Recognition has come from national, regional and local associations, government agencies and nonprofits.

Notably, a Forest Preserves nature center naturalist received the 2020 Non-Formal Environmental Educator of the Year award from the Environmental Education Association of Illinois; and the Forest Preserves' Nature Play Guidelines, which reflect the Forest Preserves' mission and commitment to nature, children, creativity, fun and learning, received a 2019 Planning and Analysis Merit Award from the American Society of Landscape Architects.

2019: October–December

The Chicago Wilderness Excellence in Ecological Restoration Program gave Platinum Accreditation to the Forest Preserves' Deer Grove West Wetland and Woodland Nature Preserve. This important site features rich remnant oak woodlands, and small wetlands dot the rolling and rugged terrain. More than 300 plant species have been recorded at the preserve.

The Chicago Area Clean Cities Coalition selected the Forest Preserves as the 2019 Clean Fuels Champion, which recognizes exemplary dedication and leadership in paving the way for a clean transportation future.

The Metropolitan Water Reclamation District of Greater Chicago awarded their Sustainable Landscaping Award to the Forest Preserves nature centers for their native plantings, demonstration gardens, and outreach and programming around sustainable landscaping and native gardening.

The Academy of Interactive and Visual Arts awarded a Gold Davey Award for Government Websites to the Forest Preserves' website redesign.

The Illinois Association of Park Districts awarded First Place in their Give Us Your Best Shot Photo Contest–Wildlife Category to Jeff Nelson's photo "Pick a Good One," which captured a sandhill crane picking a berry with its beak at Crabtree Nature Center.

The American Society of Landscape Architects gave a Planning and Analysis Merit Award to the Forest Preserves' Nature Play Guidelines.

2020: January–September

The Environmental Education Association of Illinois gave its Non-Formal Environmental Educator of the Year award to Lorrie Ward, a naturalist with the Forest Preserves' Conservation and Experiential Programming Department. The award recognizes individuals for exhibiting innovative and exemplary effort in providing environmental education opportunities for general audiences.

The Friends of the Chicago River gave a Green Ribbon Award from Chicago River Blue Awards to the Southeast Cook County Land Acquisition Plan. The award recognizes exceptional contributions to continuing the improvement of the waterway.

The American Planning Association - Illinois Chapter (APA-IL) gave a Healthy & Active Community Award from the Project and Service Awards to the Southeast Cook County Land Acquisition Plan. The award recognizes the best in planning across Illinois.

The Society for Experiential Graphic Design (SEGD) gave a Placemaking and Identity Merit Award from the Global Design Competition to the interpretive trails at Deer Grove East and Killdeer Wetlands.

The Illinois Association of Park Districts gave its Outstanding Citizen Volunteer Award to June Webb for her dedication and commitment to restoring natural ecosystems at Kickapoo Woods and Whistler Woods. Webb has dedicated more than 1,200 hours to the Forest Preserves as a steward, trail watch volunteer and dragonfly monitor.

The Illinois Association of Park Districts gave its Arts in the Parks Award to the Forest Preserves, Brushwood Center and Project Onward for their collaboration on the "Fresh Air" exhibition showcasing artwork inspired by local nature.

Forest Preserve District of Cook County, Illinois
Annual Appropriation Ordinance

For Fiscal Year Beginning January 1, 2021

BE IT ORDAINED by the Board of Commissioners of the Forest Preserve District of Cook County:

That this Ordinance be and the same is hereby termed the "Annual Appropriation Ordinance" of the Forest Preserve District of Cook County (the "District") for the fiscal year beginning on the first day of January, A.D. 2021.

That the amounts herein set forth be and the same are hereby appropriated for the several objects and purposes specified herein for the fiscal year beginning on the first day of January, A.D. 2021.

That, for the purpose of administrative detail and accounting control, the appropriations herein specified are made in accordance with the standard classification of accounts as adopted by the Board of Commissioners of the District. The Chief Financial Officer and the heads of departments of the District shall administer the amounts appropriated in this Annual Appropriation Ordinance by accounts and by code numbers conforming to such standard classifications within the discretion of the Chief Financial Officer, if necessary .

That the salaries or rates of compensation of all officers and employees of the District as hereinafter named, when not otherwise provided by law, shall be in accordance with the salaries and rates of compensation of the officers and places of employment as fixed in the Resolutions adopted by the Board of Commissioners of the District prior to the adoption of the Annual Appropriation Ordinance and shall not be changed during the year for which the Appropriation is made, except that the Board of Commissioners may direct the officers of the District by Resolution to expend all or any portion of the appropriation herein contained entitled "Personnel Services Adjustments" according to prearranged plans of classification and/or salary adjustments, and except further that the Board of Commissioners may direct the officers of the District to expend all or any portion of the Appropriation herein contained reserved for wage adjustment for per diem or monthly employees to conform to prevailing rates .

That, whenever appropriations for salaries or wages of any office or place of employment are supported by detailed schedule, all expenditures against such appropriations shall be made in accordance with such schedule subject to modification by direction or approval of said position and classification plan by the Board of Commissioners of the District.

That, no payroll item shall be approved by the Comptroller or paid by the Treasurer for a sum exceeding the amount in said schedule, or modified schedule, except that the Board of Commissioners may direct the proper officials of the District to expend all or any part of the appropriation herein contained for scheduled salary adjustments in wages of employees, when approved by the Board of Commissioners of the District .

That the amounts appropriated under classification other than salaries and wages to any department of the District shall be fixedunder the following conditions:

A . Insofar as practicable, all contract and open market orders for purchases to be charged against such appropriation shall be based upon specifications for various classes of supplies, materials, parts or equipment already provided or hereinafter to be provided by the Board of Commissioners of the District .

B . All open market orders issued by any department for supplies, materials, parts or equipment, for which specifications shall have been prescribed, shall contain a description of the goods ordered conforming to such standard specifications.

C . The Purchasing Agent shall, in auditing claims for goods delivered on open market order, determine through inspection or otherwise, whether the goods to be delivered conform to such standard specifications.

D . Before entering into contracts for goods or services for one hundred-fifty thousand dollars ($150,000.00) or more, the pro - posed contract and specifications shall be submitted to the Board of Commissioners of the District for approval.

That the heads of departments are hereby prohibited from incurring any liabilities against any account in excess of the amount herein authorized for such account, except as otherwise approved by the Board of Commissioners of the District.

That for fiscal year 2021, estimates of assets, revenues and fees available for appropriation, and amounts appropriated, specifying purposes therefore are as detailed on **Attachment A.**

That the budgeted Fund Balance level for the corporate fund is in accordance with the Board- adopted Fund Balance policy. (See **Attachment B**)

That the Chief Financial Officer and the Comptroller are authorized to correct any factual errors in the Annual Appropriation Ordinance and to implement the adopted Amendments with any required internal modification.

BE IT FURTHER ORDAINED that this Ordinance shall take effect and be in full force and effect from and after its passage, approval and publication according to the terms of law .

APPROVED:

_____

Toni Preckwinkle, President Board of Commissioners
of the Forest Preserve District of Cook County, Illinois

Frank J. Aguilar	Bill Lowry
Alma E. Anaya	Donna Miller
Luis Arroyo, Jr.	Stanley Moore
Scott R. Britton	Kevin B. Morrison
John P. Daley	Sean M. Morrison
Dennis Deer	Peter N. Silvestri
Bridget Degnen	Deborah Sims
Bridget Gainer	Larry Suffredin
Brandon Johnson	

Attachment A

FOREST PRESERVE DISTRICT OF COOK COUNTY, ILLINOIS
SUMMARY OF APPROPRIATION SOURCES, AND TAX LEVY
FOR FISCAL YEAR BEGINNING JANUARY 1, 2021

Breakdown of Proposed Budget By Funding Source

Fund	Tax Levy	Uncollectible & Refunds	PPRT Tax	Non-Tax Revenue	Fund Balance	Fund Transfer	Proposed Budget Total
51001-CCF Corporate	53,545,686	(1,874,099)	2,211,165	6,844,357	1,500,000	(17,500,000)	62,227,109
51003-Bond & Interest	12,784,219	0	3,996,000	0	0	0	16,780,219
51004-Employee Annuity & Benefit	3,533,384	0	393,035	0	0	0	3,926,419
51005-Chicago Zoological	14,284,927	($428,548)	533,126	0	0	0	14,389,505
51006-Real Estate Acquisition	0	0	0	0	3,350,000	2,000,000	5,350,000
51008-Chicago Horticultural	8,948,070	($268,442)	253,150	0	0	0	8,932,778
51011-Self Insurance	0	0	0	40,000	0	12,000,000	12,040,000
51030-Construction & Development	7,000,000	(210,000)	0	0	0		6,790,000
51009- Capital Improvement	0	0	0	0	0	3,500,000	3,500,000
54017-Resident Watchmen	0	0	0	223,000	0		223,000
TOTAL	$100,096,286	($2,781,089)	$7,386,476	$7,107,357	$4,850,000	$0	$134,159,030

Attachment B
Corporate Fund Balance Policy

INTRODUCTION

The District's Corporate Fund is used to fund and account for the general operations of the District, and is funded primarily by tax receipts and certain other non-tax revenues. In governmental accounting, the balance sheet shows the current financial resources and liabilities of the fund. Accordingly, the balance sheet of the District's Corporate Fund shows the current financial resources of the District together with its current liabilities. The difference between the current financial resources available in the Corporate Fund and its liabilities is the Fund Balance. The Fund Balance is generally divided into Reserved and Unreserved. This policy establishes a guideline for the Corporate unreserved fund balance, and how the guideline is implemented.

UNRESERVED FUND BALANCE LEVEL

The District will endeavor to have a sufficient unreserved fund balance for the Corporate Fund to mitigate the risk stemming from 1) revenue fluctuations, 2) unexpected emergency expenditures, and temporary periods of negative cash flow. To this end, a minimum fund balance shall be budgeted annually that is the total of the following percentages:[1]

1. Revenue Fluctuations: 5.5 percent of Corporate Fund Gross Revenues
2. Unexpected Expenditures: 1 percent of Corporate Fund Expenditures
3. Insufficient Operating Cash: 8 percent of Corporate Fund Expenditures

IMPLEMENTATION OF THE FUND BALANCE POLICY

The District's Chief Financial Officer (CFO) is responsible for implementing this policy and the District's designated Auditor must certify the necessary calculations. In any given year, the President may request that the Board waive this policy as operations demand. However, it is the intention of the President and the Board that this policy is adhered to in normal years. If, in any given year, the fund balance declines below the level specified by this policy, budgeted increases in the Fund Balance should be made over a maximum three-year period to bring the fund balance in accordance with the policy.

[1] These percentages assume an allowance for uncollectible receivables based on a moving 5-year average of uncollected receivables and a minimum employee turnover of 5 percent. Use of the Working Cash fund is also assumed.

Position Summary

	2020 APPROPRIATION		2021 RECOMMENDATION	
Full-Time Employee Corporate	TOTAL FTEs	TOTAL SALARIES	TOTAL FTEs	TOTAL SALARIES
5110-Office of the General Superintendent (Office)	26	2,249,901	26	$2,298,958
5120-Finance & Adminstration (Office)	19	1,799,572	19	1,784,479
5122-Human Resources (Office)	7	587,337	7	599,289
5131-Resource Management (Office)	59	3,912,697	59	3,976,046
5135-CEP (Office)	52	3,358,194	52	3,464,017
5140-Permits, Rentals & Concessions (Office)	12	847,003	12	862,956
5152-Landscape Maintenance (Office)	145	7,656,070	145	7,841,315
515354 - Facilities & Fleet Maintenence	57	3,985,096	57	4,130,121
5160-Legal (Office)	10	1,004,056	10	1,021,142
5170-Law Enforcement (Office)	130	8,779,377	130	9,184,342
5180-Planning & Development (Office)	18	1,577,737	18	1,599,806
Full-Time Employee Total	535	35,757,042	535	$36,762,471
Part Time/Seasonal Employee				
5110-Office of the General Superintendent (Office)	2.5	80,080	1.5	$59,280
5120-Finance & Adminstration (Office)	0.5	10,400	-	-
5122-Human Resources (Office)	0.9	18,720	-	-
5131-Resource Management (Office)	2.4	75,479	2.4	75,479
5135-CEP (Office)	35.7	1,046,359	34.5	1,054,402
5140-Permits, Rentals & Concessions (Office)	4.1	128,951	4.1	119,359
5152-Landscape Maintenance (Office)	45.2	1,678,483	44.5	1,736,082
515354 - Facilities & Fleet Maintenence	4.6	198,403	2.5	158,075
5160-Legal (Office)	0.7	14,560	-	-
5170-Law Enforcement (Office)	0.7	15,080	-	-
5180-Planning & Development (Office)	1.5	39,936	0.5	16,640
Part-Time/Seasonal Total	98.8	3,306,451	90.0	$3,219,317
Corporate Total	633.8	39,063,492	**625.0**	**39,981,787**

Estimated Revenues and Available Sources

FOREST PRESERVE DISTRICT OF COOK COUNTY, ILLINOIS
COMPARISON OF ESTIMATED CORPORATE FUND REVENUE AND AVAILABLE SOURCES FOR FISCAL YEAR BEGINNING JANUARY 1, 2021

Tax Revenue	**2020**	**2021**	**% Change**
411010-Property Tax Revenue	$50,985,504	$51,671,587	1%
411050-Property Replacement Tax	2,233,500	2,211,165	-1%
Total Tax Revenue	**$53,219,004**	**$53,882,752**	**1%**
Non-Tax Revenues			
411310-Concessions	$435,000	$232,888	-46%
411330-Equestrian Licenses	51,000	45,000	-12%
411070-Investment Earnings	1,125,000	560,000	-50%
411210-Golf Revenue	644,000	652,000	1%
411230-Picnic Permits	1,625,500	627,275	-61%
411270-Campgrounds	580,000	482,853	-17%
411340-Winter Sports Activities	14,000	10,000	-29%
411350-Pool Revenue	610,000	0	-100%
411360-Fees	2,722,300	2,776,746	2%
411390-Fines	403,000	342,595	-15%
411460-Other Revenue	1,100,500	1,115,000	1%
Total Non-Tax Revenue	**$9,310,300**	**$6,844,357**	**-26%**
Total Tax and Non Tax Revenues	***$62,529,304***	***$60,727,109***	
Other Financing Sources			
411490-Fund Balance Contributions	$1,000,000	$1,500,000	50%
Total All Revenues	**$63,529,304**	**$62,227,109**	**-2%**

Budgeted Expenditures and Other Uses

FOREST PRESERVE DISTRICT OF COOK COUNTY, ILLINOIS
CORPORATE FUND BUDGETED EXPENDITURES AND OTHER USES
FOR FISCAL YEAR BEGINNING JANUARY 1, 2021

Category / Department	Personnel Services*	Program Expenses**	Total
5110-Office of the General Superintendent	$2,686,944	$535,070	$3,222,014
5120-Finance & Adminstration	2,116,974	99,500	2,216,474
5122-Human Resources	736,953	70,682	807,635
5131-Resource Management	4,958,167	243,256	5,201,423
5135-CEP	5,327,169	514,513	5,841,682
5140-Permits, Rentals & Concessions	1,176,643	397,500	1,574,143
5152-Landscape Maintenance	11,393,495	586,900	11,980,395
515354-Facilities & Fleet Maintenence	5,231,863	4,033,369	9,265,232
5160-Legal	1,319,349	341,000	1,660,349
5170-Law Enforcement	11,218,459	306,250	11,524,709
5180-Planning & Development	1,985,233	136,192	2,121,425
5199-District-Wide Services	1,126,100	5,685,524	6,811,624
Total	**$49,277,350**	**$12,949,756**	**$62,227,106**

* Includes Salary, Employee Transportation and Travel, Health Insurance, Life Insurance, Dental Plan, Vision Plan, and Vacancy/Turnover Adjustment.
** Includes Professional Contractual Services, Material & Supplies, Utilities, Equipment and Fixtures, Building and Construction, and Other Expenses.

FOREST PRESERVES of Cook County

feel free

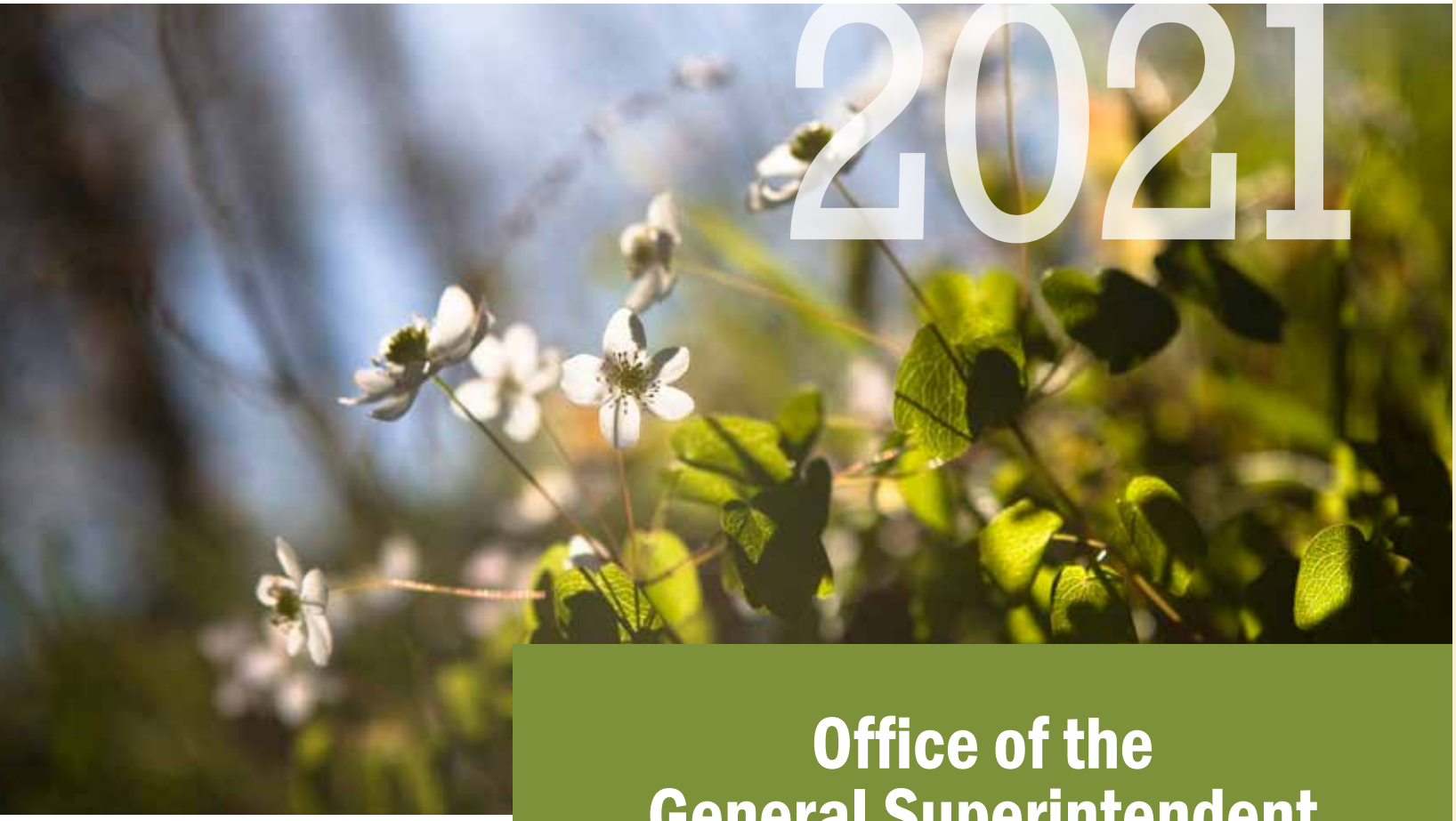

2021

Office of the General Superintendent

MISSION:

To ensure that the overall mission of the Forest Preserve District is advanced through the plans, programs and activities of all departments.

Office of the General Superintendent Organizational Chart

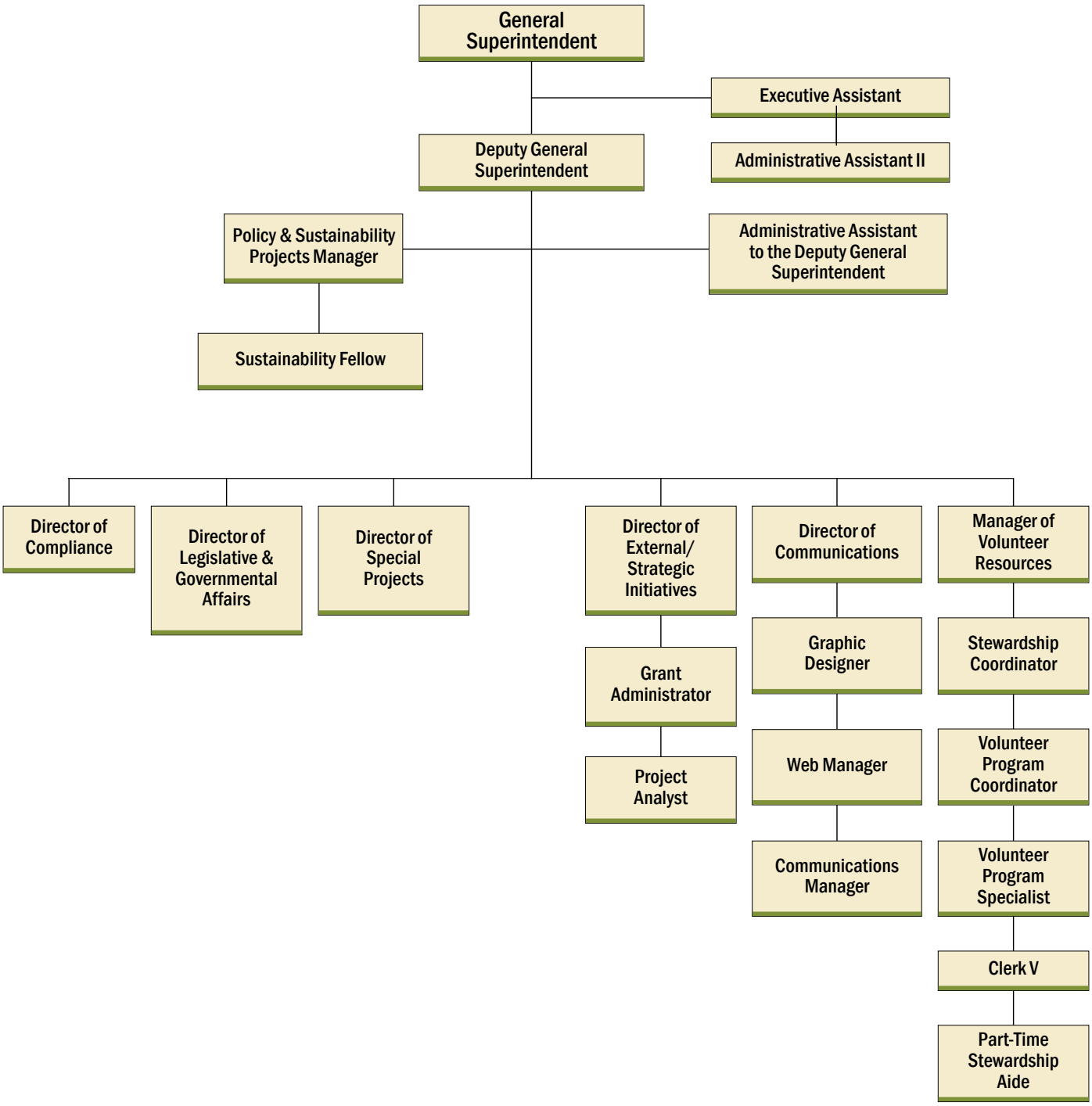

Office of the General Superintendent

The Office of the General Superintendent (OGS) is responsible for ensuring all, programs, policies and department work plans are aligned with the Forest Preserves' mission. OGS secures public and private resources to advance the mission and ensures that these resources are used effectively, efficiently and in full compliance with policies, procedures and legal requirements. OGS oversees all communications provided to the public, facilitates broad civic stewardship of the preserves, and cultivates partnerships with government agencies, cultural institutions, universities, non-profit advocates, and a wide range of organizations that support biodiversity conservation, environmental education and outdoor recreation.

The Office of the General Superintendent is comprised of the following functional areas: Executive Office, Communications, Compliance, and Volunteer Resources.

The Executive Office oversees the entire Forest Preserves staff and guides efforts to implement the Next Century Conservation Plan (NCCP), an ambitious 25-year plan to protect and restore nature and make the preserves more welcoming and accessible to all the residents of Cook County. The Executive Office provides strategic support to the Office of the President and Forest Preserves Board of Commissioners, and provides direction on all plans, operations and programs. The Executive Office works with staff from all departments and external entities to develop, coordinate, and advocate legislative proposals for the state legislature and Board of Commissioners, and serves as liaison for federal, state and municipal leaders. The Executive Office also directs internal and external strategic initiatives, develops policies and procedures, oversees sustainability and climate resiliency efforts, coordinates efforts to promote racial equity and diversity and inclusion, secures grant funding, and serves as a partner to the Forest Preserve Foundation in efforts to raise additional resources to support the Forest Preserves.

Communications generates media coverage of activities, initiatives and events by disseminating news to electronic, print and broadcast media. Communications serves as the official spokesperson to the media and provides information to the public via the Forest Preserves' website, social media, an electronic newsletter, quarterly event guides, on-site signage and other outlets.

Compliance ensures that the Forest Preserves is in full compliance with legal requirements and policies and procedures. Compliance provides annual training concerning the Employment Plan and Supplement Policies Manual and serves as liaison to the Office of the Independent Inspector General. Finally, Compliance ensures that no political considerations are factored into employment actions for non-exempt employees.

Volunteer Resources provides meaningful volunteer opportunities for individuals and groups that enhance the health, safety and beauty of the Forest Preserves. Volunteer Resources coordinates ecological stewardship and High School Service Learning and collaborates with other local and national volunteer organizations. These volunteer programs support restoration and maintenance of trails, streams, lakeshores, and natural areas.

2020 CONDITIONS

COVID-19 Impact

- Established and modified policies and procedures for visitors to address public health and safety during changing public health guidelines and conditions in the preserves. Coordinated response across departments collaboratively and strategically to protect visitors, employees and nature, including re-directing crowds away from sites with fragile ecosystems, initiating weekend lot closures to prevent unsafe conditions at over-crowded sites, removing picnic tables and other high touch surfaces, and directing resources where they were most needed.
- Coordinated hundreds of site visits by Trail Watch and staff volunteers from all FPCC departments to assist with site monitoring by FPCC police and field staff. In addition to continuing patrols on trail systems throughout the preserves, volunteers provided extra patrols at and around the Swallow Cliff stairs as the site was re-opened during phase 3 of the pandemic.
- Led effort with the Illinois Department of Natural Resources (IDNR) and forest preserves/conservation districts throughout Illinois to coordinate responses and changes to public facing operations necessitated by the Covid-19 pandemic.

- Provided timely, informative and accurate information to the public on operational and policy changes at the Forest Preserves due to COVID-19 via the press, social media, a dedicated website page and other outlets. Prepared signs across the preserves with current guidelines around topics such as social distancing, use of picnic facilities and building closures.
- Modified communications and marketing to align with pandemic conditions: Put publication of printing and distribution of quarterly event guide on hiatus, drastically reduced paid advertising and worked with Conservation and Experiential Programming to establish new materials and events online, including a Nature at Home section of the website.
- Put stewardship workdays on hold from March 20 to May 7, when Illinois Phase 2 began and re-opened individual stewardship activities to existing volunteers. Aligned participation numbers to guidelines as state Phases changed, fully re-opening to new volunteers on September 8. To address the demand for volunteering outdoors while following CDC guidelines, the Select Organized Litter Obliterators (SOLO) program was launched in May. To date, 145 new and current volunteers are signed up for this role.

Welcoming and Accessible Preserves

- The Forest Preserves continues to promote racial equity and to make people from all walks of life feel welcome at the preserves. 2020 efforts include:
- Published an acknowledgement that the FPCC did far too little for far too long to address institutionalized racism, and publicly re-committed to actively working toward equity.
- Convened a series of Racial Identity Caucuses with a racial equity consultant and trained facilitators to provide employees a safe forum to discuss and process the pain and frustration caused by recent events and systemic racism in our country.
- Continued the work of the internal Racial Equity Diversity and Inclusion (REDI) committee to modify hiring, training, and other internal operations to create a work culture that embraces diversity and is inclusive and welcoming.
- Published a position paper by the Conservation and Policy Council urging the FPCC to apply a racial equity lens to all future plans, programs, policies and investments and to implement best practices for model policing.
- Trained senior team on the use of racial equity impact assessments. During 2020 and early next year all FPCC employees will participate in racial equity workshops.
- Evaluated accessibility options in the Forest Preserves, publishing clear information on the Forest Preserves' website accessibility page, including that more than a quarter of all picnic shelters are now accessible at groves throughout the preserves.
- Safeguarding the Forest Preserves for Generations to Come
- Completed the first phase of implementation of the Next Century Conservation Plan. During these five years, the district and more than 100 partner organizations undertook 64 initiatives to advance NCCP goals. Today, 88 percent of the phase 1 initiatives have been completed or are moving forward.
- Finalized and approved four position papers by the Conservation and Policy Council that set clear guidelines related to: land acquisition and disposition, racial equity, nature compatible recreation, and scaling up volunteers.
- Continued implementation of the Sustainability & Climate Resiliency Plan, which commits the Forest Preserves to being carbon neutral by the year 2050 and establishes a roadmap for the Forest Preserves' lands to be resilient in a changing climate.
- Purchased 100% of the electricity used by the Forest Preserves in 2020 from renewable sources through the purchase of renewable energy credits (REC's). Expanded recycling program and material reuse and reduce program.
- Secured a partnership agreement with Morton Arboretum to provide volunteer Path to Stewardship online courses, which helps the Forest Preserves reach the NCCP's goal of significantly increasing certified stewardship workday leaders.
- Met with state legislators and local government officials locally and in Springfield to increase awareness of the benefits, amenities, and value of the Forest Preserves of to the residents of Cook County and Illinois.
- Completed more than 6,000 individual Trail Watch patrols. Trail Watch volunteers serve as additional eyes and ears for the Law Enforcement Department.

2021 GOALS

Welcoming and Accessible Preserves

- Explore best practices in community engagement to ensure residents from communities impacted by racial inequity have a voice in the decisions that impact their lives.
- Conduct racial equity impact assessments for major policy, planning and budget decisions.
- Conduct independent analysis of the Forest Preserves Police Department and recommend best practices for model policing.
- Continue to reach out to engage and inform communities impacted by racial inequity and disinvestment of the opportunities available in the Forest Preserves.
- Ensure that all policies and procedures are updated to align with the Forest Preserves NCCP and REDI goals.
- Safeguarding the Forest Preserves for Generations to Come.
- Launch the second phase of NCCP implementation to raise awareness and secure the resources needed to stabilize the district's pension fund and successfully implement the NCCP. Develop Trail (implementation) Guides to identify projects and measure performance during the second phase of NCCP implementation. Each Guide will focus on one of the four strategic areas of the NCCP – Nature, People, Economy and Leadership.
- Improve the current land use policy to ensure that both external requests and internal initiatives are compatible with nature.
- Develop a strategy to pursue funding for land acquisition based on the feasibility of a voter referendum, a tax levy increase, or other viable, alternative options.
- Design a program for developing new volunteer leaders and teams for existing and future restoration projects.
- Develop a Clean Energy Plan, a Green Building & Sustainable Site Standards Protocol & Plan, and a Green Fleet Transition & Purchasing Plan to meet the goal of operating all Forest Preserves' building and vehicles with 100% renewable energy.
- Leverage the increased interest in and use of the Forest Preserves due to the pandemic, which has included wider readership of the newsletter, social media and website, to widen and deepen the public's understanding of the importance of the Forest Preserves and opportunities for public use.

01 - Corporate Fund
5110-Office of the General Superintendent (Office)

Title	GRADE	2020 Appropriation Total FTEs	2020 Appropriation Total Salaries	2021 Recommendation Total FTEs	2021 Recommendation Total Salaries
2507-Deputy Superintendent	24	1	163,800	1	163,800
2530-General Superintendent	24	1	182,145	1	182,145
6044-Director of Compliance	24	1	105,251	1	105,251
6878-Dir Legislative and Gov Affair	24	1	111,000	1	111,000
2513-Director of Communications/FPD	23	1	112,613	1	112,613
4382-Director of External & Strategic Initiatives	23	1	113,741	1	114,878
6877-Director of Special Projects	23	1	111,488	1	111,488
2512-Executive Assistant	22	1	105,344	1	110,396
2600-Grant Administrator	22	1	110,396	1	110,396
6018-Admin Asst to Deputy Supt	22	1	91,607	1	95,965
6014-Mgr of Volunteer Resources	20	1	91,607	1	91,607
4626-Graphic Designer-FPD	19	1	69,256	1	73,902
5933-Stewardship Program Coordinat	19	1	79,647	1	83,327
6256-Web Manager	19	1	79,647	1	83,327
6518-Communications Manager-FPD	19	1	76,039	1	81,245
6875-Policy & Special Projects Mgr	19	1	79,647	-	-
8824-Policy and Sustainability Manager	19	-	-	1	81,245
6654-Project Analyst-FPD	18	1	72,448	1	73,902
6234-Volunteer Program Coordinator	17	2	136,485	2	142,438
6274-Volunteer Program Specialist	15	3	163,869	3	172,307
6932-Administrative Asst II-FPD	14	1	57,418	1	58,573
6940-Clerk V-FPD	11	3	136,452	3	139,152
Full Time Personnel Total		**26**	**$2,249,901**	**26**	**$2,298,958**
6452-Stewardship Program Aide		1.0	41,600	1.0	41,600
7776-Sustainability Fellow		0.5	17,680	0.5	17,680
2439-Intern FPD		1.0	20,800	-	-
Part-Time/Seasonal Personnel Total		**2.5**	**$80,080**	**1.5**	**$59,280**
Personnel Wages Total		**28.5**	**$2,329,981**	**27.5**	**$2,358,238**

01 - Corporate Fund
10 - OFFICE OF THE GENERAL SUPERINTENDANT

Acct#/Description	2020 Appropriation	2021 Recommendation	Difference
Personnel Services			
501010-Sal/Wag Of Reg Employees	$2,249,901	$2,298,958	$49,057
501030-Turnover Adjustment	(160,679)	(160,679)	-
501135-Sal/Wages Seasonal Empl	80,080	59,280	(20,800)
501190-Schedule Salary Adj.	-	$94,330	$94,330
501511-Mandatory Medicare Cost	33,785	34,194	409
501590-Group Life Insurance	3,756	3,756	-
501610-Group Health Insurance	321,417	333,631	12,214
501640-Group Dental Insurance	7,655	8,153	498
501690-Vision Care	1,621	1,621	0
501836-Transp & Travel Expenses	10,000	-	(10,000)
Total Personnel Services	**$2,547,536**	**$2,673,244**	**$125,709**
Contractual & Professional Services			
520260-Postage	16,600	16,600	-
520610-Advertising & Promotions	315,820	283,820	(32,000)
520830-Professional Services	148,000	121,000	(27,000)
521313-Special or Coop Programs	96,600	88,600	(8,000)
501766-Professional Develop/Fees	17,700	13,700	(4,000)
501790-Prof /Tech Membership Fees	27,000	19,000	(8,000)
Total Contractual & Professional Services	**$621,720**	**$542,720**	**($79,000)**
Materials & Supplies			
530600-Office Supplies	5,800	5,800	-
530635-Books, Periodicals & Publish	250	250	-
Total Materials & Supplies	**$6,050**	**$6,050**	**-**
Department Total	**$3,175,306**	**$3,222,014**	**$46,709**

FOREST PRESERVES of Cook County

feel free

Finance & Administration

MISSION:

To oversee and manage all financial affairs and administrative functions related to financial accounting, internal and external auditing, and purchasing, with an increased emphasis on the implementation of controls, accountability, information technology and cross training.

Finance & Administration Organizational Chart

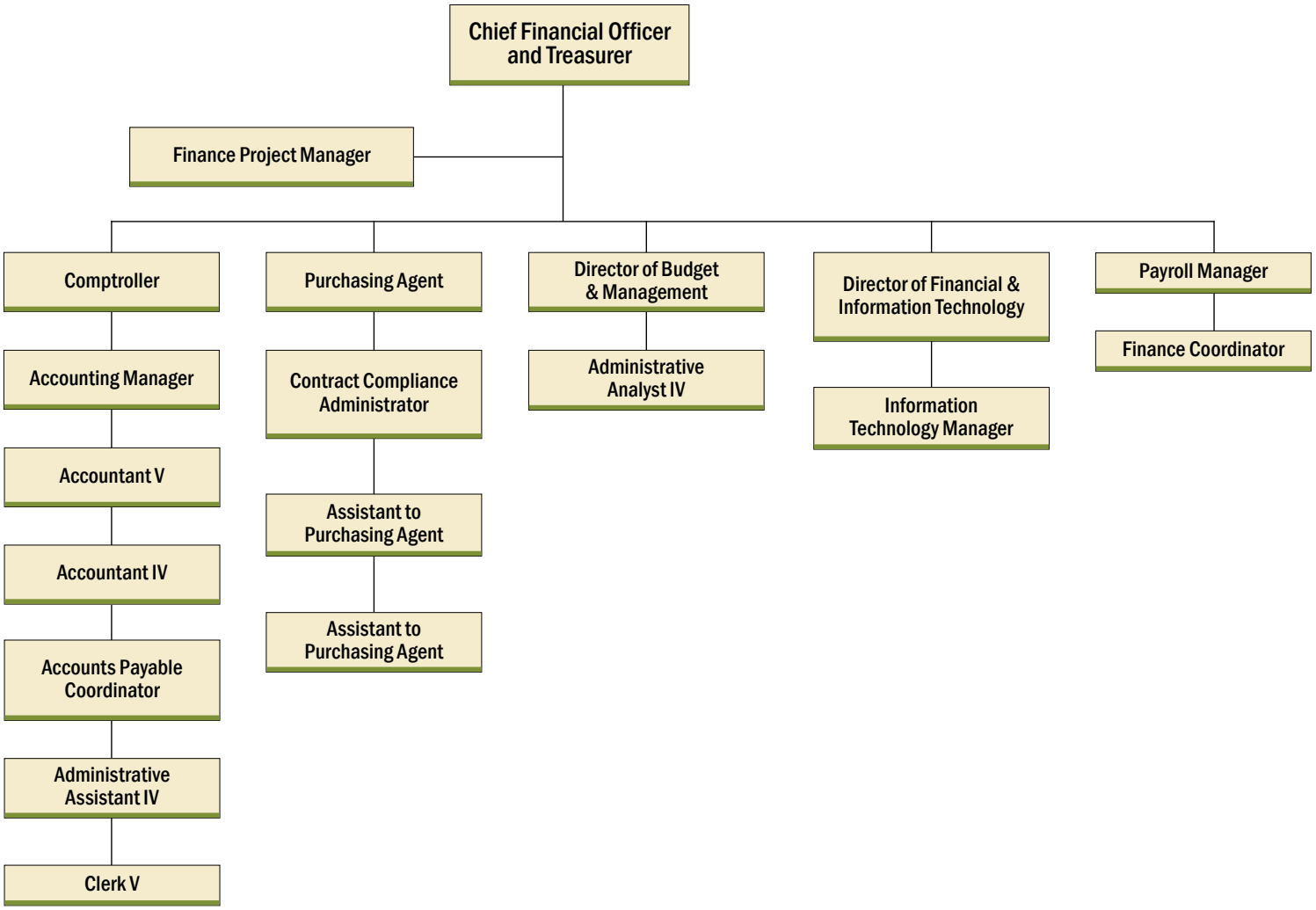

Finance & Administration

The Finance & Administration (F&A) Department is responsible for the financial management and fiscal stewardship of the Forest Preserves.

F&A supports all Forest Preserves' departments in achieving the goals of the Next Century Conservation Plan by implementing sound financial management principles through annual budgeting, accurate financial record keeping, payroll, competitively procured goods and services, and timely payment to vendors. The department maintains a database of potential vendors, including minority and women owned businesses to ensure the Forest Preserves' procurement process is competitive and open to all qualified vendors.

Additionally, the F&A Information Technology (IT) team provides hardware, software, telecommunication and other technological tools to assist with daily operations. F&A IT team also manages the surveillance systems that are implemented at various Forest Preserve locations to monitor and ensure the safety of the public community.

The Finance & Administration Department has received a Certificate of Achievement for Excellence in Financial Reporting from the Government Finance Officers Association annually since 2009.

2020 CONDITIONS

COVID-19 Impact

- Relocated all Finance Department staff and operations to operate remotely from various locations to continue daily operations and provide support to all Forest Preserve departments with minimal service interruptions.
- Provide the Finance Department and other departments with the necessary hardware and connectivity access to transition to remote operations.
- Made timely and efficient adjustments to all check processing operations without effecting District staff or vendors.
- Worked with all departments to track and record expenses related to COVID-19 and prepare applications for all available federal and state reimbursement.

Financial Management & Procurement

- Received the Certificate of Achievement for Excellence in Financial Reporting from the Government Finance Officers Association for the 12th consecutive year.
- Established website providing vendors ability to submit bid proposals electronically, a task previously requiring applicants to make in-person submissions as well as provide significant paper support documentation.
- Enhanced internal procurement dashboard via SharePoint, allowing user departments easy access to tracking of a solicitation thru the award process.
- Achieved 41 percent minority and women owned business (MWBE) participation for awarded contracts and made 43 percent of all contract payments to MWBEs.
- Continued support of MWBEs to pursue contracting opportunities in roles as prime contractors as well as identify additional opportunities with Cook County and other government agencies.
- Increased electronic ACH vendor base from 33 to 62.
- Implemented the Capital Asset program for the 2019 annual audit.

- Successfully cross trained A/P staff on bank wires, SharePoint, Oracle and check printing.
- Kept vendor complaints to near zero while transitioning to remote workplace.
- Worked with external auditors through the challenges of operating remotely to complete our CAFR ahead of reporting deadlines.

Information Technology

- Implemented online cloud-based Law Enforcement Evidence Management System.
- Implemented process for creating digital signatures for remote working.
- Created process for providing I/T support remotely using an opensource platform AnyDesk.
- Secured access to several video conferencing platforms to allow all user departments to have seamless communication with their staff and leadership.
- Rolled out Zoom to create a virtual meeting place for our external partners as well as virtual educational sessions and programing that CEP department offers to District patrons remotely.
- Implemented Microsoft Teams for virtual meetings and for internal staff which includes video and call conferencing.
- Created dedicated SharePoint site for internal and external COVID-19 related communications.
- Deployed 71 VPN connections for staff to support remote work.
- Strategically deployed and supported 50 plus laptops to staff for remote work.
- Upgraded 10 sites with new network switches improving network performance.
- Expanded and standardized security camera system at locations throughout the county.
- Created Vehicle Steering Committee SharePoint website to assist VSC with process tracking and transparency.
- Upgraded five police locations with Opti-man network connections.
- Upgraded to VoIP phone systems at General Headquarters and Police Headquarters.
- Implemented Quicket cloud-based evidence management software for FPCC Police.
- Outfitted FPCC police locations with IT infrastructure to support body-worn camera uploads to the cloud-based servers for video management and retrieval.
- Migrated FPCC Legal department to Abacus Next, a cloud-based law practice management system.

2021 GOALS

Financial Management & Procurement

- Maintain or improve current bond ratings by addressing structural budget issues.
- Continue improvement of the Independent Audit Processes and Audit Cycle to shorten the length of time to produce the Comprehensive Annual Financial Report.
- Create an accounting policies and procedures manual and continue to seek opportunities for process improvements.
- Design and implement a financial transparency website.

- Establish a data portal that will be available to the public warehousing actual awarded contracts and submitted certifications.
- Expand the current procurement web page to include solicitations posted for Cook County, Chicago Botanical Gardens and Brookfield Zoo.
- Provide MWBE certification and/or certification expansion assistance to potential vendors and increase the participation of new MWBEs in the procurement process.
- Place procurement ads in local news outlets on a regular and ongoing basis to increase awareness among potential vendors.
- Ensure adequate monitoring of Forest Preserves employment vacancies and continued improvement of the request-to-hire and budget transfer processes.
- Continue to increase the ACH vendor base and decrease paper check printing.
- Cross train A/P staff on Capital Asset reporting and continue to refine program.
- Continue working with user departments to increase efficiency of invoice processing.

Information Technology

- Improve SharePoint Workflow Automation with the goal of ensuring its effective use by all departments in the Forest Preserves.
- Upgrade nearly 100 desktop and laptop computers that are more than four years old. Continue to improve cell phone signal booster and Wi-Fi coverage for priority locations.

01 - Corporate Fund
5120-Finance & Adminstration (Office)

Title	GRADE	2020 Appropriation Total FTEs	2020 Appropriation Total Salaries	2021 Recommendation Total FTEs	2021 Recommendation Total Salaries
0120-Chief Financial Officer	24	1	146,728	1	146,728
2501-Comptroller	24	1	119,569	1	114,000
2504-Purchasing Agent FPD	24	1	114,055	1	114,055
6013-Dir of Financial and Info Tech	24	1	103,449	1	111,000
1057-Information Technology Mgr/FPD	22	2	211,592	2	198,305
2519-Accounting Manager I-FPD	22	1	113,142	1	113,142
6019-Contract Compliance Administ	22	1	100,680	1	105,344
6788-Payroll Manager	22	1	105,344	1	105,344
6937-Accountant V-FPD	22	1	113,142	1	87,393
6812-Finance Project Manager	20	1	91,607	1	91,607
6948-Accounts Payable Coord-FPD	20	1	92,084	1	92,978
7049-Administrative Analyst IV-FPD	20	1	92,084	1	92,084
1211-Asst to th Purchasing Agent	19	2	156,270	2	162,236
6934-Administrative Asst IV-FPD	18	1	76,806	1	79,123
6936-Accountant IV-FPD	17	1	56,154	1	60,154
7791-Finance Coordinator	17	1	58,976	1	62,148
6940-Clerk V-FPD	11	1	47,890	1	48,838
Full Time Personnel Total		**19**	**$1,799,572**	**19**	**$1,784,479**
2439-Intern FPD		0.5	10,400	-	-
Part-Time/Seasonal Personnel Total		**0.5**	**$10,400**	**-**	**-**
Personnel Wages Total		**19.5**	**$1,809,972**	**19.0**	**$1,784,479**

01 - Corporate Fund
20 - FINANCE & ADMINISTRATION

Acct#/Description	2020 Appropriation	2021 Recommendation	Difference
Personnel Services			
501010-Sal/Wag Of Reg Employees	$1,799,572	$1,784,479	($15,093)
501030-Turnover Adjustment	(117,143)	(124,953)	(7,810)
501135-Sal/Wages Seasonal Empl	10,400	-	(10,400)
501190-Schedule Salary Adj.	-	$71,379	$71,379
501511-Mandatory Medicare Cost	26,245	25,875	(370)
501590-Group Life Insurance	2,843	2,843	-
501610-Group Health Insurance	331,678	344,282	12,604
501640-Group Dental Insurance	10,244	10,910	666
501690-Vision Care	2,159	2,159	0
501836-Transp & Travel Expenses	3,500	-	(3,500)
Total Personnel Services	**$2,069,498**	**$2,116,974**	**$47,476**
Contractual & Professional Services			
520260-Postage	2,500	2,500	-
520830-Professional Services	9,500	5,500	(4,000)
520894-Auditing Services	78,000	79,500	1,500
501790-Prof /Tech Membership Fees	3,000	3,000	-
501805-Training Program Staff	7,600	3,500	(4,100)
Total Contractual & Professional Services	**$100,600**	**$94,000**	**($6,600)**
Materials & Supplies			
530170-Institutional Supplies	2,000	1,500	(500)
530600-Office Supplies	5,000	2,500	(2,500)
530635-Books, Periodicals & Publish	3,000	1,500	(1,500)
Total Materials & Supplies	**$10,000**	**$5,500**	**($4,500)**
Department Total	**$2,180,098**	**$2,216,474**	**$36,376**

FOREST PRESERVES of Cook County

feel free

2021

Human Resources

MISSION:

To develop and maintain a high functioning workforce through strategic, flexible, progressive and cost-effective human resource systems linked to the strategic goals of the District.

Human Resources Organizational Chart

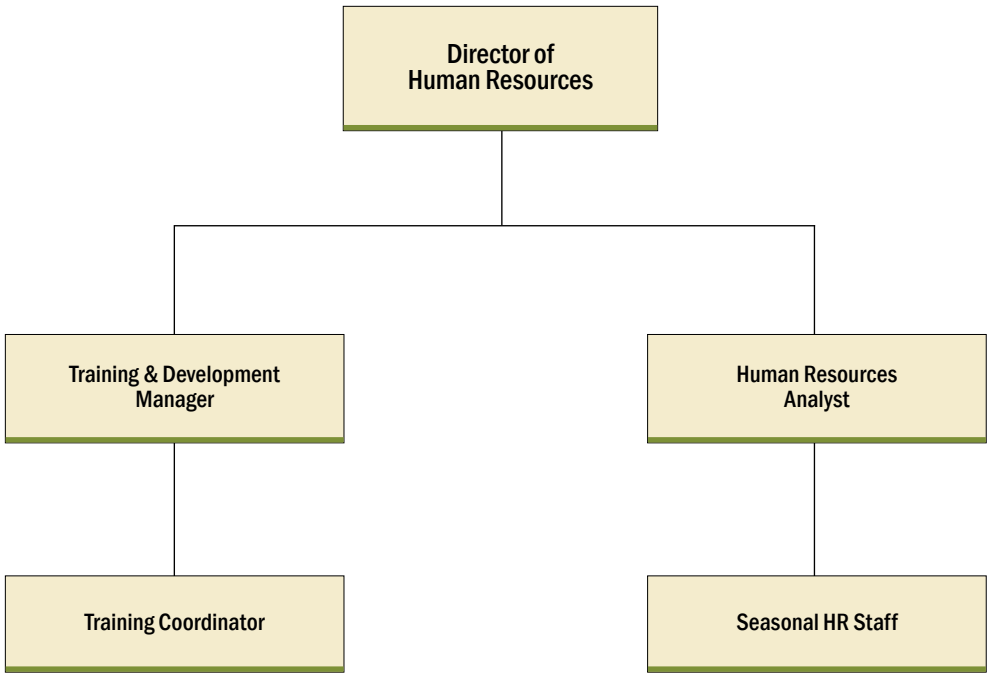

Human Resources

The Human Resources (HR) Department is responsible for the Forest Preserves' hiring, employee relations, change management, conflict resolution, labor relations, performance management and employee recognition. The HR department is comprised of two functional areas: Personnel Services and Employee/Staff Support.

Personnel Services establishes human resources policies and procedures, recommends staffing levels, and recruitment options. Personnel Services also implements equal employment opportunity practices, administers disciplinary procedures and assists with internal investigations and compliance reviews.

Employee/Staff Support assesses organizational goals and individual development needs. This includes training programs, department performance evaluations, and opportunities for employees to participate in a variety of special programs, including charitable, civic and social activities.

2020 CONDITIONS

Covid-19 Impact

- The HR department served as the epicenter for information, policy and support for COVID-19 employee challenges, truly putting the "human" in Human Resources.
- Implemented and processed COVID-19 leave options mandated by the federal Department of Labor.
- Counseled employees on COVID-19 related matters.
- Processed COVID-19 quarantine cases.
- Assisted department heads with on site and work-from-home staffing levels due to COVID-19.

Employee/Staff Support

- Provided resources to employees impacted during the periods of peaceful protests and civil unrest.
- Available 7 days per week to all employees via email and or phone.

Hiring

- Highlighted the FPCC Racial Equity Diversity and Inclusion (REDI) initiatives in the interview process.
- Facilitated a hiring process of essential workers.

Training

- Facilitated annual online Anti-Sexual Harassment Training for all employees.
- Facilitated Unconscious and Implicit Bias Awareness Curriculum for Law Enforcement Department.
- Coordinated REDI training for all employees.

2021 GOALS

- Facilitate Unconscious and Implicit Bias Awareness Curriculum to additional "front line" departments.
- Facilitate annual online Sexual Harassment Training.
- Facilitate an online Employee Assistance Program information session.

01 - Corporate Fund
5122-Human Resources (Office)

Title	GRADE	2020 Appropriation Total FTEs	2020 Appropriation Total Salaries	2021 Recommendation Total FTEs	2021 Recommendation Total Salaries
1043-Director of Human Resources	24	1	121,800	1	121,800
5667-Training & Development Manager	21	1	100,680	1	100,680
6257-Human Resources AnalystFPD	19	4	308,703	4	319,525
7952-Training Coordinator	17	1	56,154	1	57,283
Full Time Personnel Total		**7**	**$587,337**	**7**	**$599,289**
2439-Intern FPD		0.9	18,720	-	-
Part-Time/Seasonal Personnel Total		**0.9**	**$18,720**	**-**	**-**
Personnel Wages Total		**7.9**	**$606,057**	**7.0**	**$599,289**

01 - Corporate Fund
22 - HUMAN RESOURCES

Acct#/Description	2020 Appropriation	2021 Recommendation	Difference
Personnel Services			
501010-Sal/Wag Of Reg Employees	$587,337	$599,289	$11,952
501030-Turnover Adjustment	(32,645)	(34,821)	(2,176)
501135-Sal/Wages Seasonal Empl	18,720	-	(18,720)
501190-Schedule Salary Adj.	-	$26,968	$26,968
501511-Mandatory Medicare Cost	8,788	8,690	(98)
501590-Group Life Insurance	1,056	1,056	-
501610-Group Health Insurance	126,860	131,681	4,821
501640-Group Dental Insurance	2,828	3,012	184
501690-Vision Care	628	628	0
501836-Transp & Travel Expenses	500	450	(50)
Total Personnel Services	**$714,072**	**$736,953**	**$22,881**
Contractual & Professional Services			
520490-Graphics & Reproduction Svcs	1,000	900	(100)
520610-Advertising & Promotions	1,000	900	(100)
520830-Professional Services	49,425	44,582	(4,843)
501790-Prof /Tech Membership Fees	2,000	1,800	(200)
501805-Training Program Staff	25,000	22,500	(2,500)
Total Contractual & Professional Services	**$78,425**	**$70,682**	**($7,743)**
Materials & Supplies			
530170-Institutional Supplies	2,000	-	(2,000)
Total Materials & Supplies	**$2,000**	**-**	**($2,000)**
Department Total	**$794,497**	**$807,635**	**$13,138**

FOREST PRESERVES of Cook County

feel free

Resource Management

MISSION:

To protect, restore and preserve the biodiversity and beauty of the natural communities of the District as nearly as may be in their natural condition, for the education, pleasure and recreation of the public.

Resource Management Organizational Chart

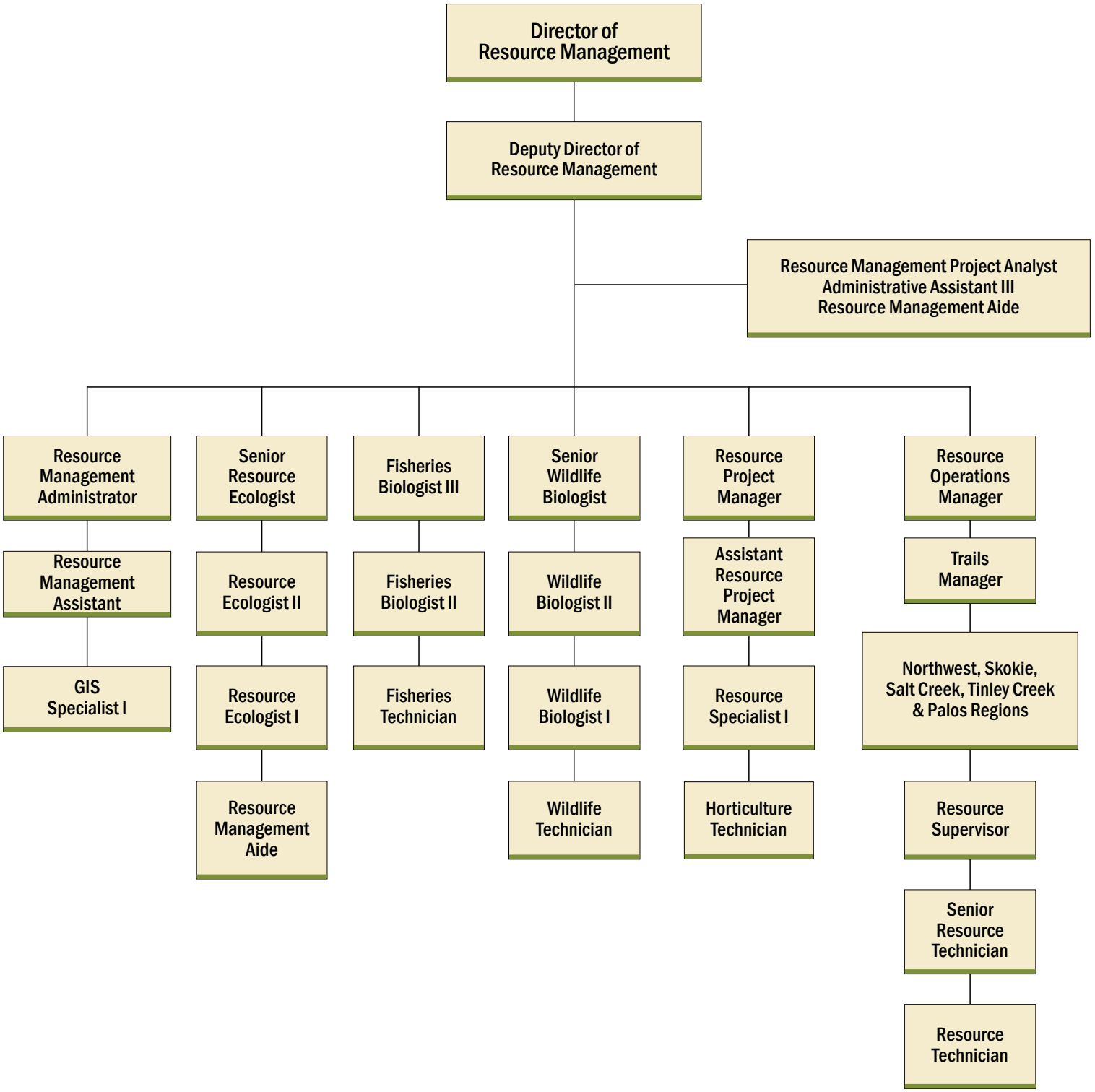

Resource Management

The Resource Management Department is responsible for the preservation, restoration and protection of the Forest Preserves' natural areas. The department provides an environment for the region's native plants and wildlife to thrive in an urban landscape, conducting and administering contractual and cooperative agreements overseeing the restoration of the FPCC's many prairies, savannas, woodlands, wetlands and other significant habitats.

The Resource Management General Office section monitors all field locations in an administrative capacity, facilitating product requisition, contract and work order processing. This section interfaces with the public and interacts with the Board of Commissioners, other Forest Preserves departments and outside agencies on behalf of the Resource Management Department.

The Fisheries Management section maintains more than 40 Forest Preserves lakes and ponds to provide recreational fishing opportunities for the public. This section conducts a variety of fishery and lake management programs, which include fish population analyses, water monitoring, nuisance aquatic vegetation control, brood stock propagation, fish stocking, invasive species monitoring and educational programming.

The Resource Ecology section recommends and designs ecological restoration projects. This section monitors habitats, assesses the ecological health of the FPCC's holdings, and produces management plans to inform responsible land usage. Its staff work with other conservation organizations and agencies to protect and preserve the diverse habitats of the Forest Preserves, and with the Project Management section to help design restoration work done by FPCC staff, private contractors and volunteers.

Resource Management Crews are responsible for the execution of large-scale land management, vegetation removal and trail maintenance projects. The primary functions of these five crews include hazardous tree removal, management of woody and herbaceous vegetation, and response to public work requests. They are also responsible for inspecting and maintaining more than 350 miles of trails, performing a variety of surface repair and drainage work that may be impacting trail usage. The Crews conduct prescription burns, utilize specialized machinery to mow and cut various types of vegetation, and control invasive vegetation through the application of herbicides.

The Resource Project Management section coordinates the work of private contractors and cooperative agencies to design and execute restoration, tree planting, agricultural, and vegetation removal projects. Additionally, this section assists other department sections with work coordination and monitoring.

The Resource Programming section administers and manages conservation-based job-training and internship programs to engage youth, out-of-school youth and adults in the FPCC Conservation Corps, a key component of the Next Century Conservation Plan. This section coordinates programs with a variety of workforce, justice system and community partner agencies. This section also works with other Resource Management sections, FPCC departments, and volunteer stewards to coordinate appropriate habitat restoration projects and provide safety, work skills and conservation-based training opportunities for staff and volunteers. Provides science-related technical and general information to the public, partners and staff to further the Forest Preserves' mission.

The Wildlife Management section is responsible for monitoring and collecting data on wildlife populations on Forest Preserves holdings, working directly with other FPCC departments and Resource Management sections to respond to wildlife issues, and conduct educational programs for the general public, organizations and scientific peer groups. This section works in conjunction with other governmental agencies, researchers and universities to investigate zoonotic disease transmittal and control programs. They work closely with the Illinois Department of Natural Resources, Cook County Department of Animal and Rabies Control, the U.S. Department of Agriculture, and the Centers for Disease Control and Prevention to research white-tailed deer, coyotes and other wildlife populations.

2021 Budget Overview

The Resource Management department's corporate budget request for FY 2021 has been reduced by approximately 10 percent in response to the economic downturn instigated by COVID-19. This reduction in the basic operations budget will reduce activities related to land management to a lower level in 2021.

The budget allocation for ecological restoration and habitat enhancement during the upcoming budget cycle is not projected to change significantly from 2020. Due to creative project planning, contractual efficiencies and positive partnerships, progress has continued to be made in 2020 towards restoring the FPCC's highest priority landscapes. However, without additional resources, the current restoration footprint cannot be significantly expanded beyond current levels and the ongoing focus will be on maintaining—not expanding—existing restoration sites.

Because of limitations over recent years on prescribed burn seasons (see below), the Resource Management department is evaluating these areas to determine the extent of th impact, and developing strategies to address any shortfalls in subsequent growing seasons.

Increased costs in combination with reductions in funding in FY 2021 will impact the department's ability to host environmental education classes. Priority will be given to programs related to safety or those required for employment. Ongoing challenges include adapting Conservation Corps and environmental education programs to facilitate adequate safety protocols in response to COVID-19, as well as instructing and providing the necessary certifications and professional networking opportunities for participants with limited in-person training opportunities.

2020 CONDITIONS

COVID-19 Impact

- Shut down staff and contractor field operations for several weeks and deferred non-safety critical tasks due to reduced capacity, resulting in a backlog of maintenance work on trails and other recreational amenities. Increase in public use of the preserves limited access and hindered the ability to maintain certain areas.
- Cancelled the spring 2020 prescribed burn season and lowered staffing in the fields during shelter-in-place, causing the department to miss the window for management of several invasive species in open areas that were under management.
- Modified Conservation Corps programs in the face of challenges related to ensuring access to basic services such as bathrooms, transportation to work sites, and training spaces, while maintaining a safe working environment for youth and adult participants. Coordinated with partners to continue at or above their originally projected levels, including the development of an all-virtual program for high school youth.
- Cancelled or adapted to a virtual format more than 100 environmental education classes, many of which are valid for continuing education credits (CEUs) used to maintain environmental licenses and certifications.

Restoration

- Dedicated Elizabeth Conkey Woods as an Illinois Nature Preserve and Bergman Slough as an Illinois Land and Water Reserve, bringing the FPCC's total state-protected lands to approximately 10,320 acres, the second largest amount by any landowner in the State of Illinois.
- Established several collaborative partnerships for the propagation of native plants from seed collected on FPCC property; successfully installed the first harvest in early 2020 for a wetland restoration project. Native seed produced through these partnerships will augment FPCC restoration efforts and promote biodiversity in the preserves.
- Established procedures for inventorying trees in public interface areas to improve annual tree inspection protocols and systematically monitor tree health over time.
- Secured grant funding totaling approximately $1.6 million for restoration projects at Turnbull Woods, Eggers Grove, Powderhorn, Sweet Woods, Country Lane Woods, Pioneer Woods, Burnham Prairie Nature Preserve, Green Lake Woods, the Sand Ridge Complex, Somme Prairie Nature Preserve and the Crooked Creek Watershed.

Administration and Training

- Received a Platinum Accreditation from the Chicago Wilderness Excellence in Ecological Restoration Program for Deer Grove West Wetland and Woodland Nature Preserve.
- Successfully implemented Conservation Corps programs for 282 participants, including an all-virtual high school youth program for 97 participants through a partnership with Friends of the Forest Preserves, the Housing Authority of Cook County and the Forest Preserve Foundation.
- Developed and published a comprehensive 5-year restoration status report.

Research

- Expanded network of long-term vegetation monitoring plots by 20 new sites, bringing the total to 74 across FPCC priority landscapes that capture baseline data documenting how flora and fauna respond to restoration and management.
- Conducted descriptive ecological assessments of approximately 6,600 acres in the upper Des Plaines preserves.
- Through the support of the FPCC's osprey propagation program and installation of nesting platforms, osprey in the FPCC produced twice as many offspring in 2020 compared to the previous year.
- Placed 25 artificial habitats at FPCC fishing lakes with various scouting programs to expand fish populations and improve recreational fishing experiences.
- Continued a state-threatened banded killifish project in partnership with the Illinois Natural History Survey and the Illinois Chapter of the American Fisheries Society.

2021 GOALS

Restoration

- Evaluate areas that were not restored or maintained as planned due to COVID-19 limitations areas to determine the extent of the impact and develop strategies to address any shortfalls in subsequent growing seasons.
- Establish a framework for documenting, managing, and tracking progress on ecological restoration work in real-time using online geographic information systems.
- Modernize science project information system and database.
- Complete design and construction of a fish passage and water control structure at Powderhorn Lake that will improve coastal wetlands and promote fish passage in the Calumet region.

Administration and Training

- Maintain current Conservation Corps programs at a viable level considering the projected shortfalls in funding due to the economic downturn caused by COVID-19.
- Continue work with conservation colleagues to identify land management partnership opportunities.

Research

- Expand participation in the global Motus collaborative research network to facilitate landscape-scale research and education on the ecology and conservation of migratory animals.
- Partner with local bird organizations to conduct a bird blitz of the upper Des Plaines.
- Continue to expand the network of long-term vegetation monitoring plots by a minimum of 15 additional sites across FPCC priority landscapes.
- Conduct meander surveys of restoration projects completed over the past 5 years to assess seedbank response and current levels of invasive species.

01 - Corporate Fund
5131-Resource Management (Office)

Title	GRADE	2020 Appropriation Total FTEs	2020 Appropriation Total Salaries	2021 Recommendation Total FTEs	2021 Recommendation Total Salaries
6261-Senior Resource Technician	XF6261	5	287,270	5	295,827
4340-Resource Technician	XF4340	22	1,167,818	22	1,190,908
4315-Director of Resource Mgment	24	1	115,404	1	115,404
4320-Dep Director of Resource Mgmt	22	1	113,142	1	113,142
4375-Senior Wildlife Biologist	21	1	103,168	1	103,168
6258-Resource Project Manager	21	1	87,393	1	91,607
6353-Resource Mgment Administrator	21	1	95,965	1	95,965
6516-Resource Operations Manager	21	1	91,607	1	95,965
6988-Senior Resource Ecologist	21	1	91,607	1	95,965
4350-Trails Manager - FPD	20	1	93,912	1	93,912
4365-Fisheries Biologist III - FPD	19	1	83,822	1	84,673
6259-Resource Supervisor	19	5	403,482	5	409,650
6260-Assistant Resource Project Mgr	18	1	76,039	1	78,333
6862-Resource Mgmt Project Analyst	18	1	66,011	1	70,637
4360-Fisheries Biologist II - FPD	17	1	73,235	1	74,693
4370-Wildlife Mgmt Biologist II	17	1	73,235	1	74,693
4385-Resource Ecologist II - FPD	17	3	216,195	3	220,501
2467-Horticulture Technician	16	1	67,966	-	-
2479-Resource Ecologist I	16	2	123,429	2	128,648
4310-GIS Specialist I	16	1	66,011	1	67,974
5780-Resource Specialist I	16	1	60,116	2	122,280
6933-Administrative Asst III-FPD	16	1	67,966	1	53,331
8672-Resource Mgmt Asst	16	1	52,291	1	55,890
2539-Wildlife Biologist I	15	2	125,280	2	127,795
2487-Wildlife Technician	14	1	58,042	1	59,197
2488-Fisheries Technician	14	1	52,291	1	55,890
Full Time Personnel Total		**59**	**$3,912,697**	**59**	**$3,976,046**
4345-Resource Management Aide -FPD		2.4	75,479	2.4	75,479
Part-Time/Seasonal Personnel Total		**2.4**	**$75,479**	**2.4**	**$75,479**
Personnel Wages Total		**61.4**	**$3,988,177**	**61.4**	**$4,051,525**

01 - Corporate Fund
31 - RESOURCE MANAGEMENT

Acct#/Description	2020 Appropriation	2021 Recommendation	Difference
Personnel Services			
501010-Sal/Wag Of Reg Employees	$3,912,697	$3,976,046	$63,349
501030-Turnover Adjustment	(285,400)	(291,742)	(6,342)
501135-Sal/Wages Seasonal Empl	75,479	75,479	-
501190-Schedule Salary Adj.	-	$141,803	$141,803
501511-Mandatory Medicare Cost	57,829	58,747	918
501590-Group Life Insurance	6,754	6,754	-
501610-Group Health Insurance	910,370	944,964	34,594
501640-Group Dental Insurance	24,739	26,347	1,608
501690-Vision Care	5,769	5,769	0
501836-Transp & Travel Expenses	14,000	14,000	-
Total Personnel Services	**$4,722,238**	**$4,958,167**	**$235,929**
Contractual & Professional Services			
521313-Special or Coop Programs	119,000	109,000	(10,000)
Total Contractual & Professional Services	**$119,000**	**$109,000**	**($10,000)**
Materials & Supplies			
530170-Institutional Supplies	55,000	53,000	(2,000)
Total Materials & Supplies	**$55,000**	**$53,000**	**($2,000)**
Operations & Maintenance			
540130-Maint & Subscription Svcs	20,000	-	(20,000)
540350-Property Maint & Operations	77,840	18,000	(59,840)
540370-Maintencnae Of Facilities	-	63,256	63,256
Total Operations & Maintenance	**$97,840**	**$81,256**	**($16,584)**
Department Total	**$4,994,078**	**$5,201,423**	**$207,345**

FOREST PRESERVES of Cook County

feel free

Conservation & Experiential Programming

MISSION:

To support the Forest Preserve's mission by connecting people to nature through educational and outdoor recreation through collaborative efforts.

Conservation & Experiential Programming Organizational Chart

Conservation & Experiential Programming

The Conservation & Experiential Programming (CEP) Department connects diverse audiences to nature through a wide range of educational and outdoor recreation experiences, focused at six nature centers, three aquatic centers, five campgrounds and other sites throughout the Forest Preserves. CEP provides the Forest Preserves' public programming: education and outdoor recreation events and programs, outdoor adventures, camping, water fun and swim lessons, and cultural and seasonal special events.

The department is also responsible for community engagement and is committed to developing relationships with citizens to energize them and connect them to nature. CEP works with partners at the local level on programming and building relationships with groups to become long-term advocates, stewards and ambassadors of the Forest Preserves.

The CEP Department has aligned its public programming with the goals of the Forest Preserves' Next Century Conservation Plan to:

- Provide programs in the preserves that emphasize the benefits of nature to help create healthy people and healthy communities.
- Invite, excite and engage diverse visitors to the Forest Preserves from all walks of life.
- Make the Forest Preserves accessible/welcome to all.
- Educate visitors and the community about the Forest Preserves' natural treasures.

Together with allies, the CEP Department is focused on advancing these goals through community outreach processes, development of new partnerships, and the continuation of experiential programs delivered by staff and partners that expose the community to the benefits and wonders of nature.

2020 CONDITIONS

COVID-19 Impact

- Completely closed Nature Centers and campgrounds in March. Campgrounds re-opened on June 4, 2020 with limited capacity and Nature Center Grounds re-opened on July 6, with buildings remaining closed.
- Continued to work on-site at Nature Centers to support animal care, ground maintenance and site security through all phases of COVID-19.
- Developed strategies at the Nature Centers and other sites that engage the public through safe, outdoor activities instead of indoor exhibits.
- Developed and implemented new virtual and in-person program strategies that included Nature@Home offerings, multi-day celebrations, and partner events that reached people from around the United States as well as from all over the world.
- Developed new tech skills by staff related to delivering programs virtually.
- Continued to work with partners and in communities adapting engagement to address COIVD-19 crisis
- Supported site monitoring at preserves throughout COVID-19 closures.

Programming & Community Engagement

- Created a new pollinator garden with curriculum and signage at River Trail Nature Center.
- Developed strategies for cold-weather engagement and messaging about getting outdoors in the winter months.
- Continued to see high numbers of campers utilizing campgrounds in Phase 3 and 4 of Illinois Re-opening plan.

- Expanded Conservation@Home to schools and received funds for nine school gardens.
- Supported West Cook Wild Ones Native Plant Sales. More than 6,000 native plants were purchased by local gardeners.
- Developed and adapted environmental education programs in various formats to be compatible with various learning opportunities (i.e. e-learning, hybrid, in-person, etc).

Planning & Evaluation

- Continued to evaluate and assess the Mighty Acorns program.
- Worked with local agencies to develop engagement strategies that meet the needs of specific communities.

2021 GOALS

Programming & Community Engagement

- Through both virtual and in-person programming, expand efforts and partnerships to welcome, invite and support more people and new communities from all over Cook County to enjoy the many offerings and natural amenities of the Forest Preserves.
- Begin development of an inclusive program model that reflects the cultural and ethnic diversity of Cook County while continuing community engagement and programming activities that expand and diversify the Forest Preserves' users and advocates through geographic program and community engagement.
- Develop institutional processes and structures for more partner, community and gear-lending programming.
- Continue to work within the Riverdale neighborhood to understand and develop ways that the Forest Preserves, Beaubien Woods and nature can play a positive role in the community in conjunction with community development initiatives.
- Open updated and new Sand Ridge Campus amenities with an emphasis on new programming and new community engagement.
- Launch revamped Mighty Acorns program with clear goals for sustainable long-term Environmental Education outcomes.

Planning & Evaluation

- Evaluate programs, activities, events and engagement through the lens of the CEP Interpretive Plan, Conservation@Home and C&P Council position papers.
- Begin to develop standards, guidelines, processes and advocacy for outdoor classrooms and nature-based learning experiences that include partners, training and collaboration models.
- Develop new ways to engage students, community workers, teachers and parents in nature and the outdoors within the limitations that COVID has placed on schools, partners and families.
- Refine and institute best practices strategies for community engagement for the Forest Preserves in conjunction with other departments and with strategies outlined in the REDI and Nature Compatible Recreation position paper.

01 - Corporate Fund
5135-CEP (Office)

Title	GRADE	2020 Appropriation Total FTEs	2020 Appropriation Total Salaries	2021 Recommendation Total FTEs	2021 Recommendation Total Salaries
6946-Laborer-FPD	700	7	324,713	7	334,942
6332-Dir of Conser & Exper Program	24	1	113,348	1	113,348
6333-Dep Dir of Cons & Exp Program	22	1	110,396	1	110,396
6341-Recreation & Event Manager	21	1	95,965	1	100,680
7753-Public Engagement & Program Manager	21	1	79,647	1	83,450
6593-Nature Center Director	19	6	475,114	6	482,466
2543-Naturalist II	17	6	434,531	6	444,683
5917-Special Events Coordinator	17	1	71,117	1	73,278
6265-Program Coordinator/FPD	17	4	268,041	5	352,640
6363-Community Outreach Coordinator	17	1	67,800	-	-
6071-Community Engagement Analyst	16	1	63,024	1	53,331
2542-Naturalist I	15	17	1,005,480	17	1,044,194
6438-Program Specialist-FPD	14	4	199,214	4	213,325
6932-Administrative Asst II-FPD	14	1	49,804	1	53,331
Full Time Personnel Total		**52**	**$3,358,194**	**52**	**$3,460,065**
2494-Nature Center Attendant		3.6	104,832	1.5	42,224
2546-Naturalist Aide		11.6	357,386	-	-
6959-Part-Time Recreational Aide		12.1	380,540	-	-
4386-Intern-FPD		5.7	119,080	4.1	110,406
6016-Seasonal Recreation Aide		2.7	84,521	-	-
8823-Conservation & Experiential (CEP) Aide Part Time		-	-	27.9	870,973
8853-Seasonal CEP Aide		-	-	1.0	30,799
Part-Time/Seasonal Personnel Total		**35.7**	**$1,046,359**	**34.5**	**$1,054,402**
Personnel Wages Total		**87.7**	**$4,404,552**	**86.5**	**$4,514,467**

01 - Corporate Fund
35 - CONSERVATION & EXPERIENTIAL PROGRAMMING

Acct#/Description	2020 Appropriation	2021 Recommendation	Difference
Personnel Services			
501010-Sal/Wag Of Reg Employees	$3,358,194	$3,460,065	$101,872
501030-Turnover Adjustment	(323,004)	(337,359)	(14,355)
501135-Sal/Wages Seasonal Empl	1,046,359	1,054,402	8,043
501190-Schedule Salary Adj.	-	$184,746	$184,746
501511-Mandatory Medicare Cost	63,866	65,460	1,594
501590-Group Life Insurance	6,022	6,022	-
501610-Group Health Insurance	822,589	853,847	31,258
501640-Group Dental Insurance	20,254	21,571	1,317
501690-Vision Care	4,516	4,515	(1)
501836-Transp & Travel Expenses	13,900	13,900	-
Total Personnel Services	**$5,012,694**	**$5,327,169**	**$314,475**
Contractual & Professional Services			
520610-Advertising & Promotions	214,500	182,600	(31,900)
521313-Special or Coop Programs	130,725	116,713	(14,013)
501805-Training Program Staff	10,000	9,000	(1,000)
Total Contractual & Professional Services	**$355,225**	**$308,313**	**($46,913)**
Materials & Supplies			
530170-Institutional Supplies	160,000	154,000	(6,000)
530600-Office Supplies	8,000	7,200	(800)
531900-Other Supplies & Material	50,000	45,000	(5,000)
Total Materials & Supplies	**$218,000**	**$206,200**	**($11,800)**
Department Total	**$5,585,919**	**$5,841,682**	**$255,763**

FOREST PRESERVES of Cook County

feel free

2021

Permits, Rentals and Concessions

MISSION:

To support the Forest Preserve District's mission by connecting Cook County residents with their Preserves through appropriate recreational activities and permitted picnics.

Permits, Rentals and Concessions Organizational Chart

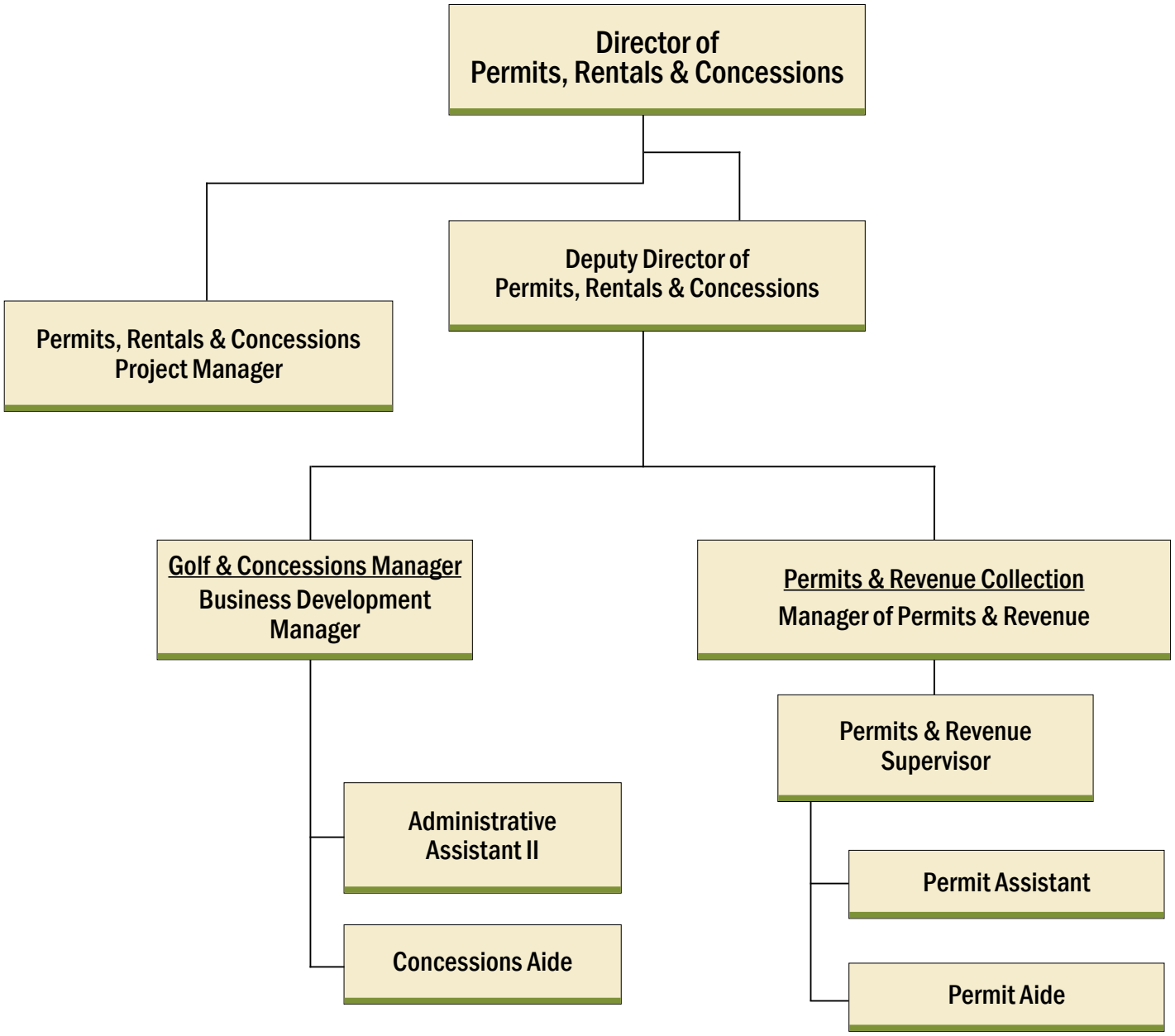

Permits, Rentals and Concessions

The Permits, Rentals and Concessions (PRC) Department provides opportunities for new and returning visitors to enjoy the Forest Preserves of Cook County while also generating significant non-tax revenue. Each year the PRC Department issues thousands of permits for picnics, special events and athletic leagues in our indoor and outdoor spaces, and oversees a concessions portfolio that includes golf courses, boat rentals, a zipline course and more. The PRC Department is comprised of the two functional areas: Permits & Rentals and Concessions.

In 2020, both divisions were greatly impacted by the COVID-19 pandemic and saw significant reductions in revenue. That effect is expected to continue in 2021 and is reflected in decreased revenue projections as well as lower expenses.

Permits & Rentals issues permits for private use of Forest Preserves spaces, including 289 picnic groves, five indoor facilities, paved and unpaved trail systems, and athletic fields. Permits & Rentals also administers membership programs for use of off-leash dog areas and trails by equestrians and snowmobiles, and oversees the nine model airplane fields located throughout the Forest Preserves. As part of these efforts, the PRC Department maintains the online permit reservation system and point-of-sale systems.

Concessions actively seeks out new opportunities to partner with concessionaires to provide residents with access to outdoor recreational activities and other amenities. Concessions monitors the performance of Billy Casper Golf Management to ensure full compliance with all contractual obligations in the operation of the Forest Preserves' ten golf courses. It is also responsible for monitoring and ensuring contract compliance for four canoe and kayak rental locations, a treetop adventure course, food and beverage concessions, outdoor recreational activity vendors, a tennis center and an equestrian stable.

In recent years, the PRC Department has also taken the lead on new revenue generating opportunities, such as long-term leasing of parking lots, installation of cell towers, corporate sponsorships and expanded commercial filming in the Forest Preserves.

2020 CONDITIONS

COVID-19 Impact

- All events cancelled from March 18 through July 6. While permitted activities were allowed to resume after July 6, attendance was limited to 50 people or 50% of the indoor capacity, and many customers chose to cancel events rather than host them under these restrictions. In 2020, 1,309 permitted events took place. This was down from nearly 7,000 in 2019.
- Canceled 2,544 permits and issued refunds or account credits to thousands of customers. Utilized technology, including SurveyMonkey, to streamline the process and facilitate refunds while staff worked remotely.
- Permits, rentals and membership revenue for 2020 is less than $200,000, down approximately 570% from the same time in 2019.
- Successfully worked with the indoor room rental operator to allow events to resume in Phase 4 of the State of Illinois' pandemic response while ensuring that all events remained in compliance with all State of Illinois restrictions. Renegotiated the 2021 operator agreement to reduce offerings and expenses in response to current regulations.
- After being closed for several weeks in the Spring, Forest Preserve golf courses were allowed to reopen in May (with the exception of courses within the City of Chicago, which were allowed to open in early June) in compliance with State regulations.
- Worked closely with Concession partners to implement mandatory COVID-19 pandemic closures, ensure that reopening happened in compliance with all State and local regulations. Ensured, long-term viability by renegotiating agreements. Concessions revenue is expected to be down approximately 20% in 2020 compared to 2019.
- All public buildings closed in mid-March. Tampier and Busse boat houses partially re-opened in June. The Maple and Skokie Lagoons Boat Houses closed for the 2020 season. Permits office was open by reservation three days a week starting in July; the Dan Ryan site remained closed throughout 2020.

Permits & Rentals

- Began rebuilding the online permit reservation system with the current vendor to improve the customer experience and increase efficiency. The system is expected to launch in the first quarter of 2021.
- Prior to the onset of the pandemic. rentals were on-track to exceed 2019 numbers.
- Began requiring customers to use the Approved Vendor List for all special use items. The goal of this policy change was to streamline the process by removing the step of obtaining liability insurance for third-party vendors. The Approved Vendor List also generates a modest additional revenue stream.

Concessions

- After reopening, golf courses saw record revenues due to limited competition from other activities and increased demand. As a result, the golf course operator was able to make more than $150,000 in additional discretionary capital improvements in the courses. This should position the courses to perform strongly in 2021 and beyond. This supplemented the annual $450,000 capital contribution from the operator as well as any additional capital dollars spent by the Forest Preserves.
- Expected to begin a public process to get feedback on the future of several Forest Preserve golf sites in late 2020.
- Secured vendors for the Swallow Cliff Concessions and Tampier Lake Boat House.
- Signed a new contract with a sponsorship consultant to find additional streams of non-tax revenue by securing creative partnerships with the corporate community.
- Worked with a cell tower vendor to bring a marketing agreement before the Forest Preserves Board of Commissioners, expected to happen in late 2020.
- Partnered with the City of Chicago to provide a Divvy station at Eggers Woods, with possible expansion to other Forest Preserves in the City of Chicago.
- Worked with Go Ape to develop new amenities to make course generate additional revenue.

2021 GOALS

Permits & Rentals

- Continue to process picnic, special and athletic event permit reservations in compliance with current state and local regulations.
- Work with the third-party vendor to modify the indoor room rental program to mitigate an expected decrease in revenue due to pandemic regulations, including sites closed for 2021.
- Focus on growing the use of permits that fewer customers currently apply for, such as fitness permits.
- Launch the redesigned online permit reservation system in winter 2021 and streamline the equestrian tag and license program.
- Transition to a paperless electronic filing system for all permits and documents.

Concessions

- Implement a concessions permit program to create new opportunities for small businesses to offer food, beverages and recreational offerings in the Forest Preserves.
- Grow the sponsorship sales program to generate additional financial support for Forest Preserves programs, facilities and events.
- Expand other sources of non-tax revenue, including cell towers, to increase the percentage of the Forest Preserves' operating budget derived from earned income.
- Finalize a plan for the future of select Forest Preserves golf courses, utilizing public input gleaned from a robust outreach effort.
- Issue a RFP for the next golf course operating contract.

01 - Corporate Fund
5140-Permits, Rentals & Concessions (Office)

Title	GRADE	2020 Appropriation Total FTEs	2020 Appropriation Total Salaries	2021 Recommendation Total FTEs	2021 Recommendation Total Salaries
2482-Dir of Recreat Vol Res Permits	24	1	111,736	1	111,736
2535-Dep Dirof Rec Vol Res Permit	22	1	110,396	1	110,396
6273-Manager of Permits & Revenue	21	1	91,607	1	95,965
7653-Business Development Manager	21	1	79,647	1	81,245
6949-Perm Rntals & Conces Proj Mgr	20	1	87,393	1	91,607
7823-Permits & Revenue Supervisor	17	2	127,271	2	130,562
6932-Administrative Asst II-FPD	14	1	55,409	1	56,512
6437-Permit Assistant	13	4	183,543	4	184,932
Full Time Personnel Total		**12**	**$847,003**	**12**	**$862,956**
6262-Permit Aide		3.4	106,150	3.4	97,344
6451-Concession Aide		0.7	22,801	0.7	22,015
Part-Time/Seasonal Personnel Total		**4.1**	**$128,951**	**4.1**	**$119,359**
Personnel Wages Total		**16.1**	**$975,954**	**16.1**	**$982,314**

01 - Corporate Fund
40 - PERMITS RENTALS & CONCESSIONS

Acct#/Description	2020 Appropriation	2021 Recommendation	Difference
Personnel Services			
501010-Sal/Wag Of Reg Employees	$847,003	$862,956	$15,952
501030-Turnover Adjustment	(83,834)	(86,629)	(2,795)
501135-Sal/Wages Seasonal Empl	128,951	119,359	(9,593)
501190-Schedule Salary Adj.	-	$39,293	$39,293
501511-Mandatory Medicare Cost	14,151	14,244	93
501590-Group Life Insurance	1,236	1,236	-
501610-Group Health Insurance	207,485	215,369	7,884
501640-Group Dental Insurance	6,937	7,388	451
501690-Vision Care	1,428	1,428	0
501836-Transp & Travel Expenses	2,000	2,000	-
Total Personnel Services	**$1,125,358**	**$1,176,643**	**$51,285**
Contractual & Professional Services			
520490-Graphics & Reproduction Svcs	6,500	6,500	-
520610-Advertising & Promotions	2,500	2,500	-
520830-Professional Services	595,500	371,500	(224,000)
501805-Training Program Staff	5,000	4,000	(1,000)
Total Contractual & Professional Services	**$609,500**	**$384,500**	**($225,000)**
Materials & Supplies			
530170-Institutional Supplies	5,000	5,000	-
530600-Office Supplies	8,000	8,000	-
Total Materials & Supplies	**$13,000**	**$13,000**	**-**
Department Total	**$1,747,858**	**$1,574,143**	**($173,715)**

FOREST PRESERVES of Cook County

feel free

Landscape Maintenance

MISSION:

To maintain the recreational areas throughout the Forest Preserve District.

Landscape Maintenance Organizational Chart

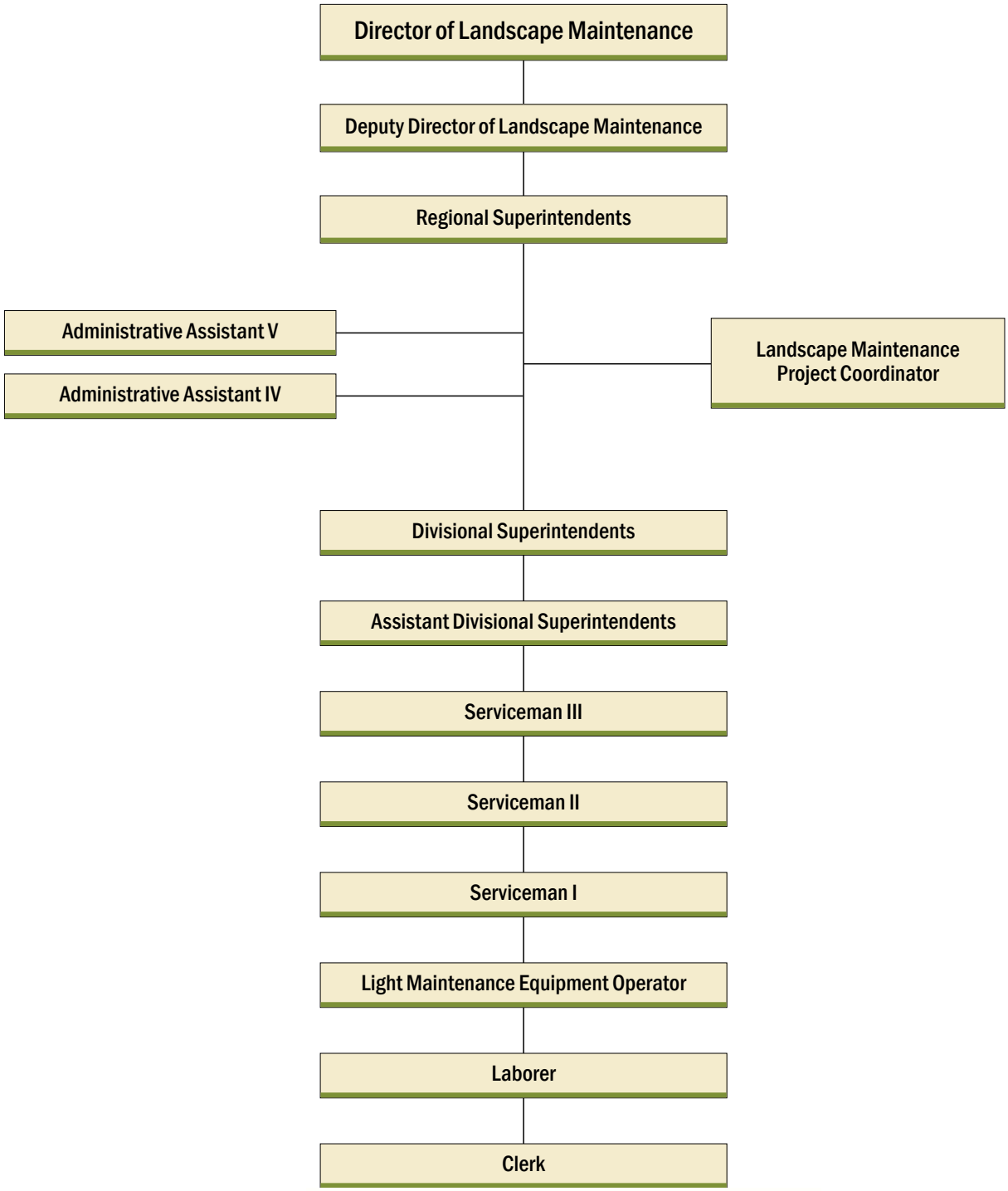

Landscape Maintenance

The mission of the Landscape Maintenance Department is to provide a safe, clean and aesthetically inviting environment for users of the Forest Preserves, and to continually promote best practices for the preservation and public appreciation of outdoor and public spaces.

The Landscape Maintenance Department is responsible for ground and facility maintenance, which includes General Headquarters of the Forest Preserves and four regional areas with eight operational division and two sub-divisions.

Landscape Maintenance responsibilities include maintaining picnic groves, mowing the grounds, repairing asphalt, landscape beautification, removing refuse, plowing parking lots, installing signage, and assisting in setting-up and breaking down special events at the groves and pavilions. In addition to maintenance operations, the department provides support to inter-departmental programming, activities, rentals and special events.

2020 CONDITIONS

COVID-19 Impact

The coronavirus in 2020 has caused an abrupt and profound change in the landscape maintenance operations throughout the Forest Preserve. Practicing self-care in the face of an uncertain pandemic crisis took its toll on the safety and health of our employees who are essential workers. However, employees seized the opportunity to continue to provide a safe, clean and aesthetically inviting environment for all users to the Forest Preserves as more people highly attended our trails and groves as an outlet to the “stay at home” orders.

The department has refocused operations of planning ahead to rapid response as well as continue to be a supportive extension to the other departments as conditions would change at a moment’s notice. Public awareness of the importance of the work of the Landscape Maintenance staff can often be overlooked, that is why it is critical to maintain the 2021 Landscape Maintenance Department budget at status quo.

- Continued to sustain ground operations and maintenance despite a reduction of staffing during COVID-19 pandemic, at times as low as approximately a third of typical seasonal capacity.
- Maintained a safe and sanitized environment within our comfort stations, buildings and vehicles through the COVID-19 pandemic. Researched, planned and operationalized a modified cleaning schedule for public restrooms—by staff and in conjunction with the existing vendor—that meets public health guidelines for COVID-19 released in late spring.
- Provided employees with a safe and healthy workplace environment during the COVID-19 pandemic, including modified operational procedures and distribution of PPE and sanitizing supplies.

Sustainability and Resiliency

- Winner of the Forest Preserves Green Leaf Award for Most Sustainable Department.
- Implemented a delay-mow initiative of 123 acres of land to restore the habitat for wildlife, insects and different species of plants and to reduce use of fossil fuels.
- Reduced the dependency on fossil fuels by utilizing battery operated lawn mowers, backpack leaf blowers, chainsaws, and line trimmers.
- Added additional sites where brine is utilized to reduce the adhesion of snow and ice to road surfaces, thereby decreasing salt usage and its impact on the environment.
- Strategically placed additional Blue Recycle cans at several key locations frequented by the public such as trails to increase the amount of recycling bag collection.

Ground Maintenance

- Responded to customer complaints/requests and immediately removed graffiti and fly dumping throughout the Forest Preserves within 48 hours. Incidents of graffiti, fly dumping and using Forest Preserves trash bins for household waste were sharply up in 2020.
- Completed 13 paving projects throughout the Forest Preserve.

Training

- Continued to train employees on all new equipment to ensure all safety precautions.
- Trained on the use of Sani-Sprayers to disinfect equipment and facilities.
- Employees successfully completed CDL training and obtained their Class B licenses.

2021 GOALS

Sustainability and Efficiency

- Continue to expand on the recycling efforts by distributing additional Blue Recycling dans throughout the Forest Preserves.
- Continue to have our employee focus on environmentally green projects and purchases and to create a framework plan for sustainability and resilience within our daily operations.
- Continue to decrease the carbon footprint within the department by reducing consumption of energy and fuel in the workplace by shifting to battery-operated equipment.

Ground Maintenance

- Develop internal inspection standards and processes to confirm that standards are being maintained and review user surveys to gauge customer satisfaction.
- Implement and maintain a planned beautification program in assigned areas to revitalize grounds.
- Identify the types of equipment that will facilitate workflow and increase productivity, e.g., larger mowers, blowers, etc.
- Continue to improve the Department maintenance operations plans to include effective deployment of personnel for daily operations.

Training

- Conduct training for employees to assure proper knowledge of equipment standards and effective work techniques.
- Continue to provide training for all employees in the area of customer service, safety awareness, and diversity.
- Continue to implement a strategic plan to decrease the amount of fly-dumping within the Forest Preserves of Cook County.

01 - Corporate Fund
5152-Landscape Maintenance (Office)

Title	GRADE	2020 Appropriation Total FTEs	2020 Appropriation Total Salaries	2021 Recommendation Total FTEs	2021 Recommendation Total Salaries
2587-Serviceman III	XF2587	1	58,144	-	-
2586-Serviceman II	XF2586	3	158,931	3	163,717
2585-Serviceman I	XF2585	23	1,128,689	26	1,314,309
2397-Light Equipment Operator	XF2397	9	441,879	8	404,352
6946-Laborer-FPD	700	71	3,281,299	70	3,315,624
2577-Director of Maintenance	24	1	115,400	1	115,400
6879-Dep Dir of Landscape Maintenan	22	1	110,396	1	110,396
2508-Regional Superintendent	21	4	374,980	4	383,037
6935-Administrative Asst V-FPD	20	1	91,607	1	91,607
2572-Division Superintendent	19	8	615,408	8	623,293
6934-Administrative Asst IV-FPD	18	1	76,039	1	77,563
2571-Asst Div Superintendent	17	12	756,632	12	786,350
7056-Landscape Maint Project Coord	17	1	58,976	1	62,962
6940-Clerk V-FPD	11	9	392,188	9	392,704
Full Time Personnel Total		**145**	**$7,660,568**	**145**	**$7,841,315**
2399-Seasonal Laborer	700	40.0	1,536,576	40.0	1,536,288
7023-Seasonal Serviceman		4.5	127,347	4.5	199,794
2439-Intern FPD		0.7	14,560	-	-
Part-Time/Seasonal Personnel Total		**45.2**	**$1,678,483**	**44.5**	**$1,736,082**
Personnel Wages Total		**190.3**	**$9,339,051**	**189.5**	**$9,577,397**

01 - Corporate Fund
52 - LANDSCAPE MAINTENANCE

Acct#/Description	2020 Appropriation	2021 Recommendation	Difference
Personnel Services			
501010-Sal/Wag Of Reg Employees	$7,656,070	$7,841,315	$185,245
501030-Turnover Adjustment	(675,910)	(690,930)	(15,020)
501135-Sal/Wages Seasonal Empl	1,678,483	1,736,082	57,599
501190-Schedule Salary Adj.	-	$287,322	$287,322
501511-Mandatory Medicare Cost	135,351	138,872	3,521
501590-Group Life Insurance	12,176	12,176	-
501610-Group Health Insurance	1,933,329	2,006,796	73,467
501640-Group Dental Insurance	46,472	49,493	3,021
501690-Vision Care	12,369	12,369	0
Total Personnel Services	**$10,798,340**	**$11,393,495**	**$595,156**
Contractual & Professional Services			
520050-Refuse Disposal	200,000	206,000	6,000
520490-Graphics & Reproduction Svcs	500	500	-
520830-Professional Services	280,000	288,400	8,400
501805-Training Program Staff	5,000	5,000	-
501770-Seminar For Professional Empl.	5,000	5,000	-
Total Contractual & Professional Services	**$490,500**	**$504,900**	**$14,400**
Materials & Supplies			
530100-Wearing Apparel	32,000	32,000	-
530170-Institutional Supplies	32,000	32,000	-
530600-Office Supplies	11,000	11,000	-
530635-Books, Periodicals & Publish	2,000	2,000	-
Total Materials & Supplies	**$77,000**	**$77,000**	**-**
Operations & Maintenance			
540250-Automotive Operation & Maint	5,000	5,000	-
Total Operations & Maintenance	**$5,000**	**$5,000**	**-**
Department Total	**$11,370,840**	**$11,980,395**	**$609,556**

FOREST PRESERVES of Cook County

feel free

2021

Facilities & Fleet Maintenance

MISSION:

To provide a variety of routine maintenance, repairs, renovations and services to help ensure properly maintained facilities, fleet, equipment, and infrastructures, while utilizing the latest energy efficient technologies, improving productivity and responsiveness.

Facilities & Fleet Organizational Chart

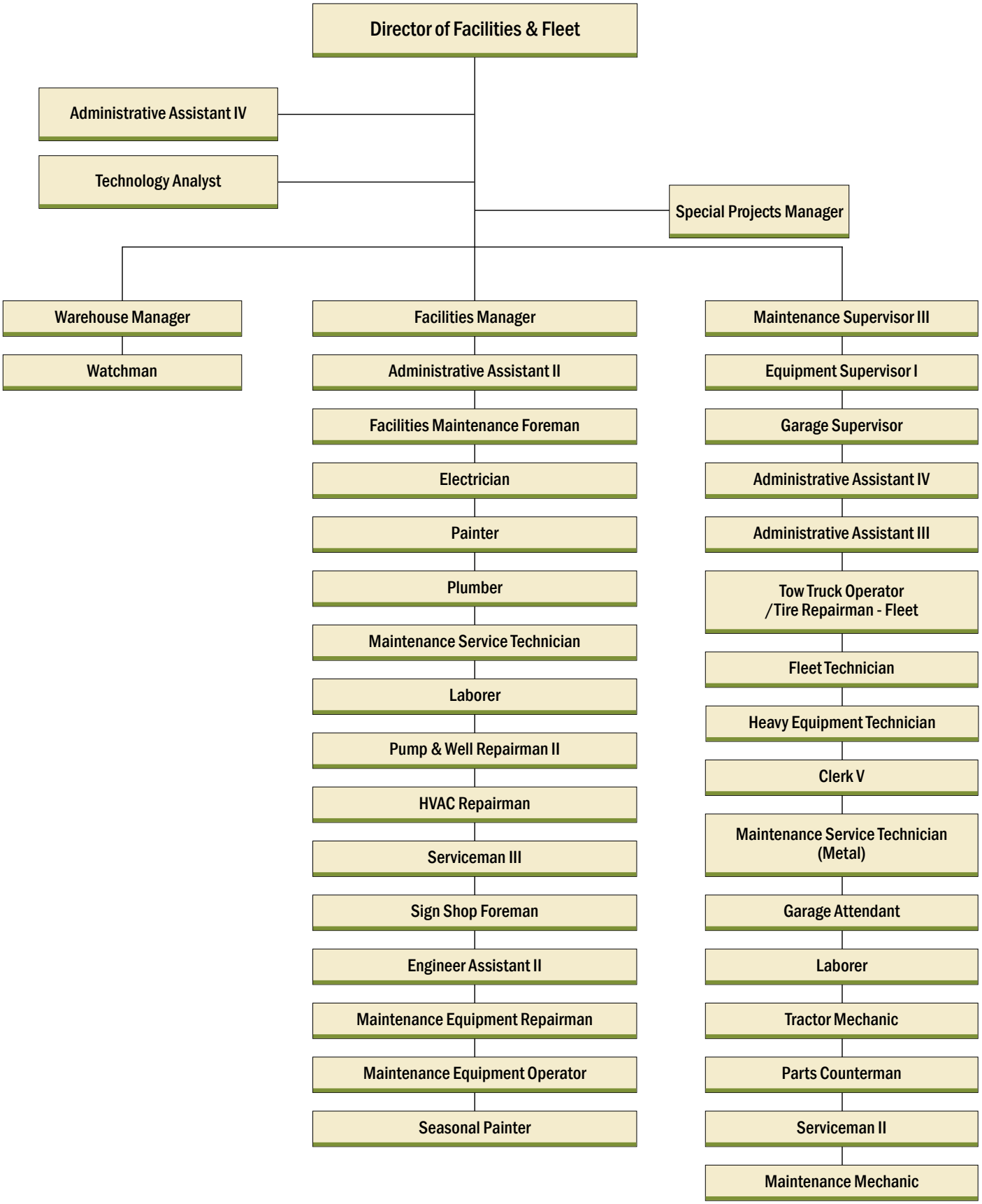

Facilities & Fleet

The Facilities & Fleet Department performs two main functions for the Forest Preserves of Cook County. The Fleet division purchases, maintains and repairs District vehicles and equipment. The Facilities division maintains and repairs buildings, lighting, plumbing, in-house construction, and other trade services across the Forest Preserves. This department also procures, constructs and distributes materials and supplies, including picnic tables.

While supporting other departments, the Facilities & Fleet Department researches and tests products, vehicles and equipment that will help the Forest Preserves achieve its vision for a greener and cleaner organization. The Facilities & Fleet Department also provides more proactive routine maintenance, repairs, renovations, and services while utilizing the latest energy-efficient technologies.

The Facilities & Fleet Department supports the Next Century Conservation Plan goals by providing other departments with the tools, equipment, vehicles and operational facilities needed to support the vision of this strategic plan.

The Facilities & Fleet Department's green initiatives include: propane conversions, green cleaning solutions and LED lighting replacement. The LED lighting replacement will have future savings. The greatest cost savings are the current low fuel prices. If fuel prices escalate, it will have sizeable impact on the department's budget—the current savings allow the Facilities & Fleet Department to accommodate 2020 budget constraints.

2020 CONDITIONS

COVID-19 Impact

- The Facilities & Fleets Department was integral with navigating safety requirements needed to protect the users of the Preserves and the employees that support our mission.
- Procured and distributed personal protection equipment for personnel, including disposable and washable masks, nitrile gloves, hand sanitizers, thermometers, road barricades for grove closures and signage.
- Evaluated and adapted facilities for safe return to work environments for employees. As Cook County moved through re-entry phases, evaluated occupancy ratios, installed safety barriers and developed safe routes of travel for spaces that are accessed by the public. Adapted IAQ measures to improve air circulation within buildings.
- Managed sanitization measures to various Forest Preserve buildings thorough outside resources to expedite access when a positive case was identified.
- Evaluated and invested in upgrading of sanitization equipment for in-house staff to improve the quality of cleanliness at facilities and limit the risk of exposure at public-facing locations.

Green Initiatives

- Invested in renewable energy credits for 100% of Forest Preserves electricity: All electricity consumed at Forest Preserve facilities in 2020 was derived from green energy producers (wind).
- Researched the feasibility of solar development opportunities in a partnership with Cook County, including roof-top development, PPA agreements and self-development opportunities. This initiative can support the 2050 green initiative and change the status of the Forest Preserve from a procurer of green energy to a producer of green energy.
- Sought proposals in partnership with Cook County for an energy procurement program designed to manage utility costs and obtain effective renewable energy credits. This initiative will provide the Forest Preserves with lower utility costs related to electricity and natural gas, and aid with procuring renewable energy credits for electricity and natural gas to reach 2030 green energy goals.
- Deployed nine Ford Explorer Electric Hybrid Police Vehicles, which are as responsive as traditional gas-fueled police cruisers with fuel consumption and GHG emissions. These vehicles are projected to obtain an average of 45 MPG, reducing fuel consumption by over 50%.

Maintenance and Construction

- Invested in new technology in the Board Room at GHQ.
- Repaired panel damage and painted the outside of GHQ.
- Worked with ADA consultants to improve accessible parking at groves districtwide.
- Provided support for avian safety at three facilities
- Assisted with the installation of the support system for the body cam and taser units being deployed by Forest Preserves Police.

2021 GOALS

Green Initiative

- Continue to reduce the reliance on carbon-based fuels within the Fleet division, i. Including investing in additional hybrid electric vehicles for the Police Department.
- Ensure the Facilities & Fleet Department complies with industry standards for environmental and sustainable practices outlined in the Sustainability & Climate Resiliency Plan.
- Continue to work toward LED light replacement program.
- Continue to work with the Adler Planetarium towards a successful acceptance of a Dark Skies accreditation. This partnership has identified a region in the Palos area that aligns with the requirements of the International Dark Skies Association.

Administration

- Develop and implement a comprehensive preventive maintenance schedule that will allow for a more efficient deployment of staff when responding to work order requests.
- Develop and implement a five-year plan for the replacement and refurbishment of the District's mechanical systems within its infrastructure.

01 - Corporate Fund
5153-Facilities Maintenance (Office)

Title	GRADE	2020 Appropriation Total FTEs	2020 Appropriation Total Salaries	2021 Recommendation Total FTEs	2021 Recommendation Total Salaries
6754-Sign Shop Foreman	XF6754	1	59,742	1	61,547
6269-Maintenance Facilities Foreman	XF6269	1	76,097	1	78,000
4805-Maintenance Service Technician	XF4805	4	246,969	3	192,691
2591-Maintenance Equipment Repair	XF2591	1	62,356	1	64,230
2590-Maintenance Equipment Operator	XF2590	2	151,799	3	233,236
2587-Serviceman III	XF2587	1	58,144	1	59,883
2584-Pump and Well Repairman II	XF2584	1	55,160	1	56,534
2499-Watchman	XF2499	4	187,346	3	143,000
2489-HVAC Repairman	X	-	-	1	96,720
6401-Pipe Fitter	X	1	104,520	-	-
6943-Electrician-FPD	X	3	301,704	3	312,000
6944-Plumber-FPD	X	3	313,560	3	324,480
6945-Painter-FPD	X	2	193,648	2	200,928
6946-Laborer-FPD	700	3	138,409	2	95,763
6881-Director of Facilities & Fleet	24	1	111,736	1	111,736
7024-Facilities Manager-FPD	22	1	87,393	1	87,393
6247-Warehouse Manager-FPD	19	1	66,011	1	70,637
8886-Special Projects Manager - FPD	19	-	-	1	83,327
6510-Technology Analyst	18	1	69,256	1	73,902
6934-Administrative Asst IV-FPD	18	1	72,448	1	73,902
6942-Engineering Assistant II-FPD	18	1	78,343	1	79,914
6933-Administrative Asst III-FPD	16	-	-	1	55,890
6932-Administrative Asst II-FPD	14	1	45,340	1	48,547
Full Time Personnel Total		**34**	**$2,479,981**	**34**	**$2,604,262**
2399-Seasonal Laborer	700	0.5	19,204	0.5	19,204
2439-Intern FPD		1.4	29,120	-	-
6681-Seasonal Painter	X	1.0	96,824	1.0	100,464
Part-Time/Seasonal Personnel Total		**2.9**	**$145,148**	**1.5**	**$119,668**
Personnel Wages Total		**36.9**	**$2,625,129**	**35.5**	**$2,723,930**

01 - Corporate Fund
5154-Fleet Maintenance (Office)

Title	GRADE	2020 Appropriation Total FTEs	2020 Appropriation Total Salaries	2021 Recommendation Total FTEs	2021 Recommendation Total Salaries
6508-Tractor Mechanic	XF6508	1	73,786	1	76,024
6356-Parts Counterman	XF6356	1	55,598	1	57,242
6267-Fleet Technician	XF6267	4	235,951	3	182,832
6266-Heavy Equipment Technician	XF6266	1	79,984	1	82,410
2586-Serviceman II	XF2586	1	53,146	1	54,746
2498-Maintenance Mechanic	700	5	367,933	5	375,939
4806-Maintenance Technician Metal	700	1	65,595	1	67,246
6268-Tow Truck Oper Tire Repairman	700	1	58,768	1	60,528
6946-Laborer-FPD	700	5	226,030	3	139,277
2581-Maintenance Supervisor III	21	1	103,168	1	81,245
6509-Garage Supervisor	21	1	95,965	1	95,965
2588-Equipment Supervisor I	19	1	83,327	1	83,822
6934-Administrative Asst IV-FPD	18	1	63,024	1	67,330
6933-Administrative Asst III-FPD	16	1	52,291	1	53,331
6940-Clerk V-FPD	11	1	46,977	1	47,923
Full Time Personnel Total		**23**	**$1,513,119**	**24.7**	**$1,566,373**
2399-Seasonal Laborer	700	1.0	38,695	1.0	38,407
2439-Intern FPD		0.7	14,560	-	-
Part-Time/Seasonal Personnel Total		**1.7**	**$53,255**	**1.0**	**$38,407**
Personnel Wages Total		**27.7**	**$1,714,799**	**24.0**	**$1,564,266**

01 - Corporate Fund
53 - FACILITIES MAINTENANCE

Acct#/Description	2020 Appropriation	2021 Recommendation	Difference
Personnel Services			
501010-Sal/Wag Of Reg Employees	$2,479,981	$2,604,262	$124,281
501030-Turnover Adjustment	(158,147)	(159,904)	(1,757)
501135-Sal/Wages Seasonal Empl	145,148	119,668	(25,480)
501190-Schedule Salary Adj.	-	$81,718	$81,718
501511-Mandatory Medicare Cost	38,064	39,497	1,433
501590-Group Life Insurance	4,235	4,235	-
501610-Group Health Insurance	748,520	776,964	28,444
501640-Group Dental Insurance	20,829	22,183	1,354
501690-Vision Care	4,077	4,077	0
Total Personnel Services	**$3,282,708**	**$3,492,700**	**$209,992**
Contractual & Professional Services			
520830-Professional Services	575,000	600,000	25,000
Total Contractual & Professional Services	**$575,000**	**$600,000**	**$25,000**
Materials & Supplies			
530100-Wearing Apparel	9,000	9,000	-
530170-Institutional Supplies	420,000	400,000	(20,000)
530600-Office Supplies	11,000	6,000	(5,000)
530635-Books, Periodicals & Publish	5,000	5,000	-
Total Materials & Supplies	**$445,000**	**$420,000**	**($25,000)**
Operations & Maintenance			
540016-Water	200,000	175,000	(25,000)
540022-Utilities Electricity	853,200	750,000	(103,200)
540250-Automotive Operation & Maint	1,095,000	780,000	(315,000)
540350-Property Maint & Operations	453,000	500,000	47,000
Total Operations & Maintenance	**$2,601,200**	**$2,205,000**	**($396,200)**
Department Total	**$6,903,908**	**$6,717,700**	**($186,208)**

01 - Corporate Fund
54 - FLEET MAINTENANCE

Acct#/Description	2020 Appropriation	2021 Recommendation	Difference
Personnel Services			
501010-Sal/Wag Of Reg Employees	$1,505,115	$1,525,859	$20,744
501030-Turnover Adjustment	(162,467)	(164,272)	(1,805)
501135-Sal/Wages Seasonal Empl	53,255	38,407	(14,848)
501190-Schedule Salary Adj.	-	$46,928	$46,928
501511-Mandatory Medicare Cost	22,596	22,682	86
501590-Group Life Insurance	1,618	1,618	-
501610-Group Health Insurance	251,143	260,686	9,543
501640-Group Dental Insurance	5,709	6,080	371
501690-Vision Care	1,176	1,175	(1)
Total Personnel Services	**$1,678,145**	**$1,739,163**	**$61,018**
Materials & Supplies			
530170-Institutional Supplies	125,000	125,000	-
Total Materials & Supplies	**$125,000**	**$125,000**	**-**
Operations & Maintenance			
540250-Automotive Operation & Maint	776,369	683,369	(93,000)
Total Operations & Maintenance	**$776,369**	**$683,369**	**($93,000)**
Department Total	**$2,579,514**	**$2,547,532**	**($31,982)**

FOREST PRESERVES of Cook County

feel free

Legal

MISSION:

To provide quality, timely, effective, and efficient legal services to the Forest Preserve District of Cook County.

Legal Organizational Chart

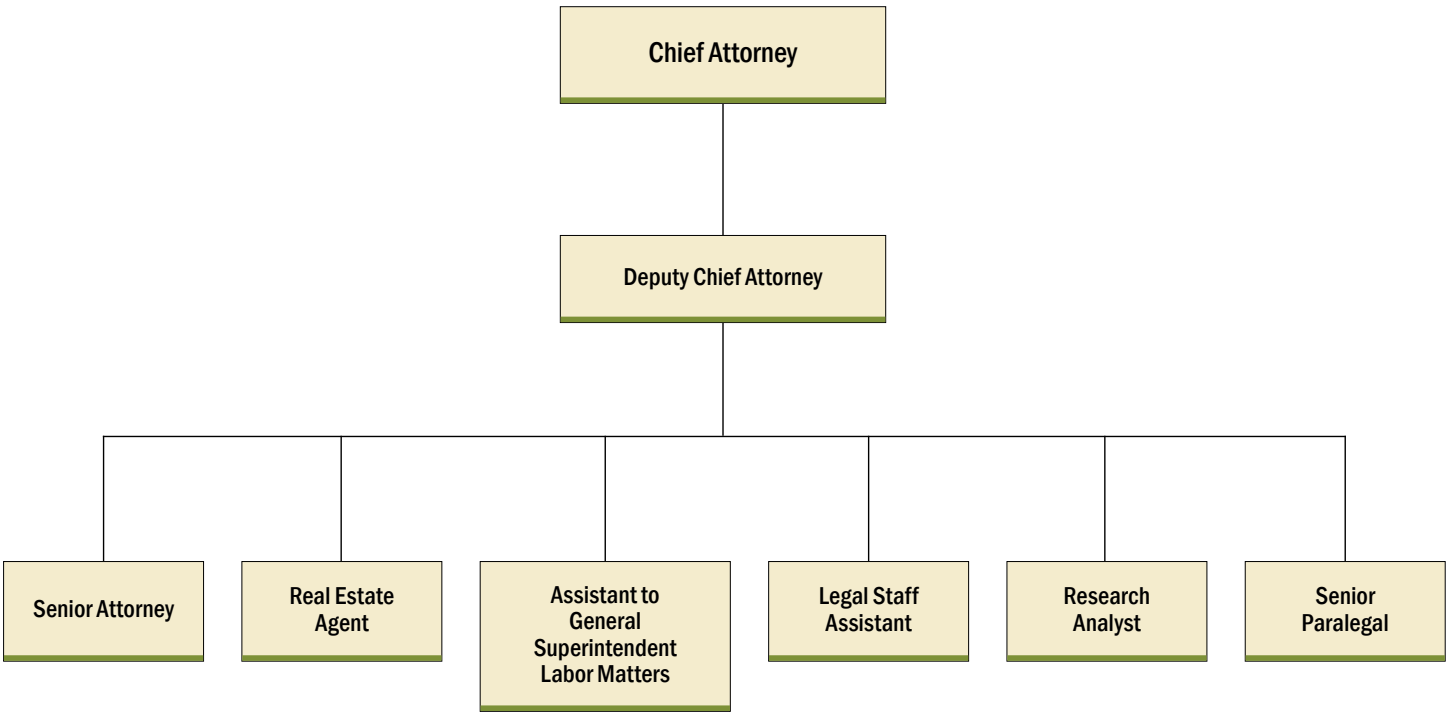

Legal

The Legal Department represents the Forest Preserves of Cook County in lawsuits filed against, or by, the Forest Preserves, including lawsuits involving personal injuries to Forest Preserves visitors, disputes with adjoining landowners, employment matters and contract disputes. The Legal Department also is responsible for drafting and enforcing ordinances.

Additional responsibilities include, but are not limited to:

- Providing legal advice and legislative support to the President, members of the Board of Commissioners, the General Superintendent, and staff of the Forest Preserves
- Reviewing, drafting, and negotiating license agreements, intergovernmental agreements and various other contracts
- Negotiating and closing real estate transactions
- Addressing Freedom of Information Act requests
- Facilitating the employee disciplinary process in conjunction with the Human Resources Department

Additionally, the Legal Department handles employee complaints and litigation matters that involve administrative bodies such as the Equal Employment Opportunity Commission, the Illinois Labor Relations Board and the Cook County Commission on Human Rights.

2020 CONDITIONS

COVID-19 Impact

- Provided legal advice with respect to application of Executive Orders of State of Illinois, Cook County, and City of Chicago to the Forest Preserves.
- Provided legal advice with respect to the Executive Orders pertaining directly to the Forest Preserves and conducting business via executive order.
- Provided legal advice with respect to virtual board meetings.
- Provided legal advice with respect to positive COVID cases affecting the workplace.
- Worked with IT staff to implement an electronic signature process.

Policy

- Facilitated approval of several amendments to the Forest Preserves' Code of Ordinances.
- Worked with other departments on various policy matters.

Litigation & Dispute Resolution

- Provided legal advice and direction to various departments within the Forest Preserves regarding grievances, discipline and other employment/labor matters, with particular focus on compliance of employment actions with Forest Preserves' Employment Plan.
- Achieved favorable resolution of worker's compensation, property damage and personal injury claims.

Negotiation

- Negotiated several intergovernmental agreements involving the Forest Preserves and other governmental entities to address shared concerns.
- Completed negotiations with five collective bargaining units for the 2018-2020 contract period.

Real Estate

- Negotiated and acquired the following properties (from Q4 2019):
  - An approximately 11-acre estate to expand Spring Lake Forest Preserve;
  - An approximately 2-acre inholding parcel adjacent to Midlothian Meadows; and
  - An approximately 1-acre inholding parcel adjacent to Turnbull Woods.

2021 GOALS

Policy

- Facilitate approval of amendments to Forest Preserves' Code of Ordinances as requested by various departments.
- Continue to work with other departments on various policy matters.
- Continue to improve Forest Preserves document retention and management processes.

Litigation & Dispute Resolution

- Reduce fees and expenses related to the use of outside counsel for litigated matters.
- Continue to achieve favorable resolution of worker's compensation, property damage and personal injury claims.

Negotiation

- Facilitate resolution of outstanding collective bargaining issues and renewal of collective bargaining agreements.

Real Estate

- Negotiate to acquire active real estate targets.
- Continue to monitor and identify tax delinquent parcels suitable for Forest Preserves land and acquire them through Cook County's No Cash Bid Program.
- Continue to work with the Cook County Land Bank to convert properties acquired through the Land Bank's Flood Mitigation Buyout Program to Forest Preserves land.
- Continue to pursue opportunities to leverage existing real estate acquisition funds and identify alternative financing strategies to fulfill the land acquisition goals of the Next Century Conservation Plan.

COVID-19

- Continue to provide timely legal advice with respect to matters impacted by COVID-19 pandemic.

01 - Corporate Fund
5160-Legal (Office)

Title	GRADE	2020 Appropriation Total FTEs	2020 Appropriation Total Salaries	2021 Recommendation Total FTEs	2021 Recommendation Total Salaries
0616-Chief Attorney FPD	24	1	156,254	1	156,254
0628-Deputy Chief Attorney	24	1	119,926	1	119,926
2483-Asst Gen Supt Labor Matters	24	1	110,000	1	114,000
4712-Real Estate Agent III	23	1	112,613	1	112,613
6941-Senior Attorney-FPD	23	2	206,486	2	210,843
4617-Research Analyst-FPD	19	1	83,822	1	83,822
7604-Senior Paralegal	19	1	76,039	1	81,245
7605-Legal Staff Assistant	17	2	138,917	2	142,438
Full Time Personnel Total		**10**	**$1,004,056**	**10**	**$1,021,142**
2439-Intern FPD		0.7	14,560	-	-
Part-Time/Seasonal Personnel Total		**0.7**	**$14,560**	**-**	**-**
Personnel Wages Total		**10.7**	**$1,018,616**	**10.0**	**$1,021,142**

01 - Corporate Fund
60 - LEGAL

Acct#/Description	2020 Appropriation	2021 Recommendation	Difference
Personnel Services			
501010-Sal/Wag Of Reg Employees	$1,004,056	$1,021,142	$17,085
501030-Turnover Adjustment	(62,501)	(58,334)	4,167
501135-Sal/Wages Seasonal Empl	14,560	-	(14,560)
501190-Schedule Salary Adj.	-	$45,951	$45,951
501511-Mandatory Medicare Cost	14,770	14,807	37
501590-Group Life Insurance	2,124	2,124	-
501610-Group Health Insurance	271,349	281,659	10,310
501640-Group Dental Insurance	7,523	8,012	489
501690-Vision Care	1,489	1,489	0
501836-Transp & Travel Expenses	2,500	2,500	-
Total Personnel Services	**$1,255,870**	**$1,319,349**	**$63,479**
Contractual & Professional Services			
520260-Postage	4,000	4,000	-
520490-Graphics & Reproduction Svcs	1,500	1,500	-
521054-Legal Services	300,000	270,000	(30,000)
501790-Prof /Tech Membership Fees	45,000	45,000	-
501805-Training Program Staff	12,500	12,500	-
Total Contractual & Professional Services	**$363,000**	**$333,000**	**($30,000)**
Materials & Supplies			
530170-Institutional Supplies	3,000	3,000	-
530600-Office Supplies	5,000	5,000	-
Total Materials & Supplies	**$8,000**	**$8,000**	**-**
Department Total	**$1,626,870**	**$1,660,349**	**$33,479**

FOREST PRESERVES of Cook County

feel free

Law Enforcement

MISSION:

To uphold and enforce all State, County and Forest Preserve District laws and ordinances in order to serve and protect citizens visiting the Forest Preserves, and protect the property and natural lands of the District.

Law Enforcement Organizational Chart

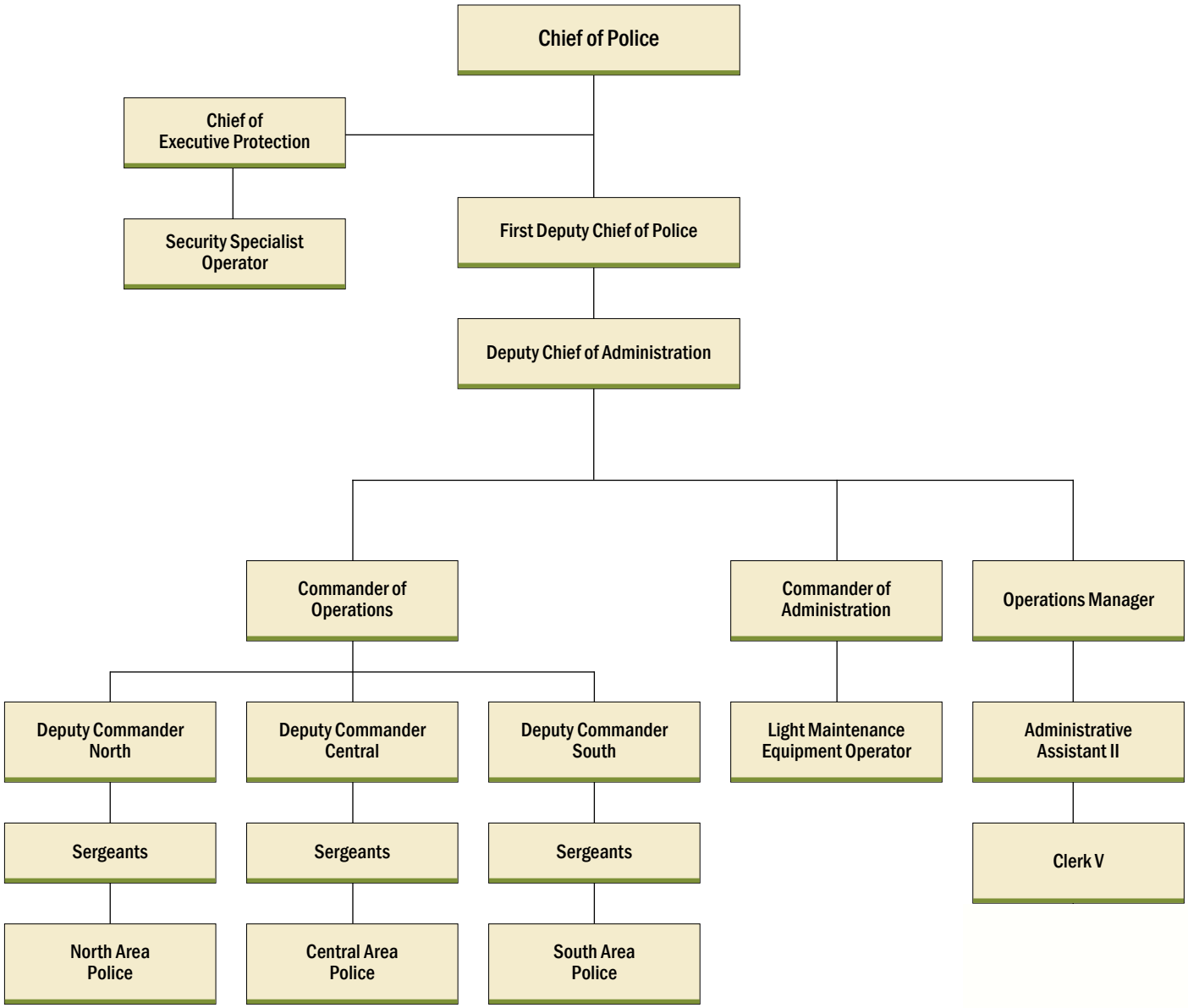

Law Enforcement

The Law Enforcement Department must meet the daily challenge of providing police coverage and protection for all who visit and enjoy our Forest Preserves. Forest Preserves of Cook County police officers perform a unique dual role—that of a certified law enforcement officer as well as that of a conservation officer. The Law Enforcement Department operates 24 hours a day, seven days a week, and its police officers provide protection to Forest Preserves staff and the millions of visitors to the Forest Preserves each year.

The Law Enforcement Department consists of State of Illinois certified police officers who are charged with protecting the natural lands of the Forest Preserves of Cook County and the buildings and structures situated on Forest Preserves property. Forest Preserves police adhere to and stay abreast of the county ordinances and state laws while keeping pace with the expansion of the Forest Preserves land holdings and the remarkable growth of its programs and social activities.

All members of the Forest Preserves police receive specialized training in conservation and ecology from the Illinois Department of Natural Resources. As conservation officers, the Forest Preserves police are ambassadors to the public, perform conservation roles like checking for fishing licenses, and help protect the habitat and wildlife, including rare and endangered species.

Each day, Forest Preserves police officers patrol the Preserves—both traditional vehicular patrols in marked police vehicles, and high-visibility alternative patrols on and off the trails that include foot, bike, all-terrain vehicle (ATV) and boat. While on patrol, and as needed, Forest Preserves police officers rely on their lawful authority to enforce state statutes and county ordinances to ensure the properties are safe for all to enjoy. The Law Enforcement Department also supervises the Forest Preserves Trail Watch program, which uses volunteers for additional support to the public and an official presence out in the preserves.

Police officers are deployed on three shifts (days, afternoons and midnights) to provide equitable protection for properties spread widely across the entire county. The Department of Law Enforcement is presently comprised of 94 police officers, sergeants, six civilian personnel and its command staff. The number of authorized police officers has remained the same since 2009.

2020 CONDITIONS

COVID-19 Impact

- Modified policies and operations to incorporate personal protective equipment (PPE) and social distancing requirements on duty while still fully protecting the public.
- Added responsibilities to ensure adherence to public health guidelines by visitors, including size of groups, limitations on specific activities and physical distancing guidelines. Adapted to enforcement of changing guidelines as Illinois and Cook County moved through different phases over the course of the year.
- Increased patrols to ensure public health and safety during COVID-19. Since March 2020, conducted more than 7,500 vehicle patrols, 2,166 foot patrols, and 221 alternative patrol across the Forest Preserves. Officers made 9,443 visits in response to reports of unsafe behavior, dispersing 5,892 groups of more than 10 people when that rule was in effect.
- Modified staffing procedures to fully respond to the heightened demands on public safety during COVID-19.

Patrols and Outreach

- Promoted public safety and protection of the preserves with arrests and citations for activities such as public drunkenness, vandalism, destruction of native landscape, dumping garbage in the preserves, fishing without a proper license, burglary of auto, and driving a motor vehicle on trails.
- Engaged in community outreach programs and activities to ensure citizens from surrounding communities were clear that FPCC properties are safe and inviting for all to enjoy.
- Expanded K-9 program adding two bloodhounds to search for lost visitors and evidentiary items in the Forest Preserves.
- Increase the Trail Watch volunteers program to help report suspicious or otherwise noteworthy activity throughout the FPCC properties.

Administration

- Updated the department policies and procedures manual, which include the Body Worn Camera procedures.
- Adopted and signed the 10 Shared Principles sponsored by the Illinois Association of Chiefs of Police and the NAACP.
- Provided active shooter training for the Police department officers.
- Participated in professional development opportunities, including police legitimacy training, to continue to serve visitors in a highly proficient manner.

2021 GOALS

Patrols and Outreach

- Conduct additional water rescue training for another set of officers.
- Increase the alternative patrols throughout the Forest Preserves, including ATV, foot and bicycle patrols.
- Certify ten officers in patrol bicycle operators' course by the International Police Mountain Bike Association.

Equipment and Training

- Fully operationalize use of body worn cameras for officers, which have been widely accepted in many law enforcement agencies to become more transparent operationally.
- Train police officers and supervisors for use of conducted energy weapons (CEWs), non-lethal weapons typically referred to as tasers, which will provide an enhanced level of safety to our officers during their patrols.

01 - Corporate Fund
5170-Law Enforcement (Office)

Title	GRADE	2020 Appropriation Total FTEs	2020 Appropriation Total Salaries	2021 Recommendation Total FTEs	2021 Recommendation Total Salaries
1310-First Deputy Chief of Police	ZZ	1	118,000	1	118,000
2397-Light Equipment Operator	XF2397	1	49,745	1	51,230
2566-Police Sergeant-FPD	FPD02	16	1,202,637	16	1,227,728
2561-Police Officer-FPD	FPD01	95	5,930,683	94	6,268,016
2562-Police Chief-FPD	24	1	118,000	1	118,000
5259-Deputy Chief of Police	24	1	111,000	1	111,000
6425-Chief of Executive Protection	24	1	116,000	1	116,000
2597-Police Commander/FPD	23	2	220,792	2	203,095
6245-Security Specialist Operator	23	3	333,901	3	321,083
2565-Police Deputy Commander	21	3	280,907	3	285,511
6986-Law Enforcement Operations Mgr	21	1	83,450	1	87,393
6932-Administrative Asst II-FPD	14	1	49,804	1	53,331
6940-Clerk V-FPD	11	5	214,454	5	223,954
Full Time Personnel Total		**131**	**$8,829,374**	**130**	**$9,184,342**
2439-Intern FPD		0.7	15,080	-	-
Part-Time/Seasonal Personnel Total		**0.7**	**$15,080**	**-**	**-**
Personnel Wages Total		**131.7**	**$8,844,454**	**130.0**	**$9,184,342**

01 - Corporate Fund
70 - LAW ENFORCEMENT

Acct#/Description	2020 Appropriation	2021 Recommendation	Difference
Personnel Services			
501010-Sal/Wag Of Reg Employees	$8,779,377	$9,184,342	$404,965
501030-Turnover Adjustment	(577,308)	(590,137)	(12,829)
501135-Sal/Wages Seasonal Empl	15,080	-	(15,080)
501190-Schedule Salary Adj.	-	$288,965	$288,965
501511-Mandatory Medicare Cost	127,520	133,173	5,653
501590-Group Life Insurance	13,392	13,392	-
501610-Group Health Insurance	2,041,836	2,119,426	77,590
501640-Group Dental Insurance	53,415	56,887	3,472
501690-Vision Care	12,411	12,411	0
501836-Transp & Travel Expenses	7,900	-	(7,900)
Total Personnel Services	**$10,473,624**	**$11,218,459**	**$744,835**
Contractual & Professional Services			
520260-Postage	6,000	5,000	(1,000)
520490-Graphics & Reproduction Svcs	6,500	5,850	(650)
520830-Professional Services	49,000	47,500	(1,500)
501805-Training Program Staff	83,000	80,000	(3,000)
Total Contractual & Professional Services	**$144,500**	**$138,350**	**($6,150)**
Materials & Supplies			
530100-Wearing Apparel	60,000	50,000	(10,000)
530170-Institutional Supplies	81,000	72,900	(8,100)
530600-Office Supplies	5,000	5,000	-
Total Materials & Supplies	**$146,000**	**$127,900**	**($18,100)**
Operations & Maintenance			
540250-Automotive Operation & Maint	50,000	40,000	(10,000)
Total Operations & Maintenance	**$50,000**	**$40,000**	**($10,000)**
Department Total	**$10,814,124**	**$11,524,709**	**$710,585**

FOREST PRESERVES of Cook County

feel free

Planning & Development

MISSION:

To plan, design and implement capital improvements and renovation programs to Forest Preserve District sites as well as oversee the District's land acquisition program to preserve and expand the District's lands and facilities.

Planning & Development Organizational Chart

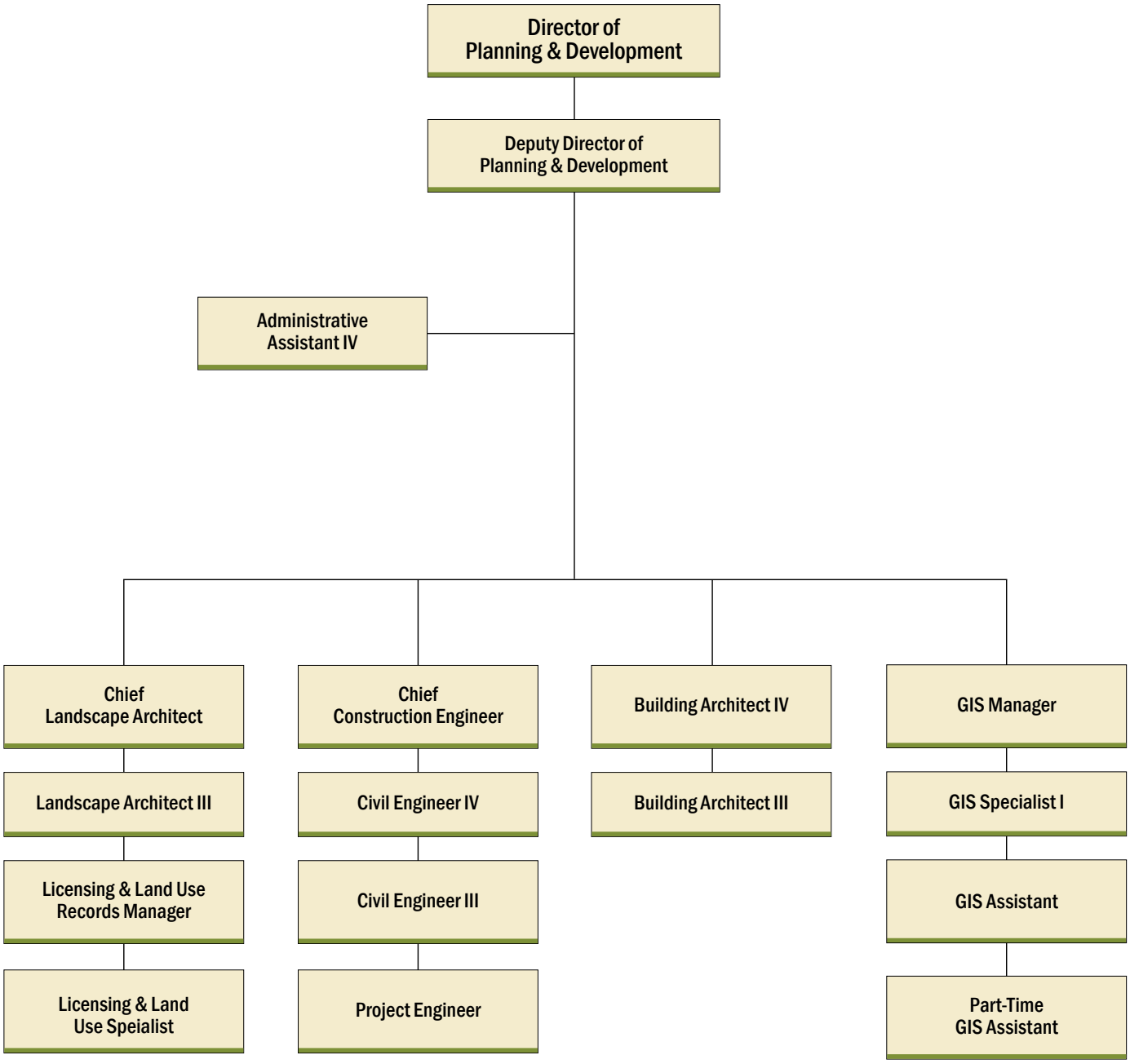

Planning & Development

The Planning & Development Department plans, designs and constructs capital improvements to make the Forest Preserves more welcoming and accessible. In recent years, the P&D Department has managed significant investment in campgrounds, regional trails and popular recreation sites as well as major renovation of existing buildings and infrastructure to improve life safety and accessibility. P&D staff coordinate interdepartmental committees to review third party request for trail improvements or connections.

The P&D Department also coordinates interdepartmental committees relating to land acquisition and land-use licenses. It maintains maps, geographic information, real estate records, design standards for signs and other built structures in the preserves, and information on the condition of Forest Preserve buildings, parking lots, paved trails and other infrastructure.

Capital improvement needs for the Forest Preserves still far outpace funding. Although a modest $8 million bond issue in 2019 and an Intergovernmental Agreement with Cook County Department of Transportation & Highways to fund up to $25 million in transportation improvements over the next five years is dedicated to addressing some urgent needs, bond funds will be exhausted in 2021 and transportation funds are expected to be exhausted by the end of 2022 and can only be used for MFT-eligible projects.

New transportation funds will clear most of the backlog of deferred maintenance for aging asphalt, but there is still a projected need for more than $30 million in highest priority needs over the next five years. This includes repairing exteriors of more than 100 aging buildings and replacing or repairing infrastructure, especially at golf courses, fishing lakes and picnic shelters, as well as making modest improvements to welcome new visitors at key sites, providing matching funds for grants, and supporting increased repairs and landscape maintenance work by in-house crews.

Limited new capital funds ($1.8 million in Construction & Development funds supplemented by $2.5 million from Reserve funds) will be used continue to clear the backlog of deferred maintenance to keep existing facilities safe and functioning, and to a more limited extent, making the Forest Preserves more accessible and welcoming to new visitors.

2020 CONDITIONS

COVID-19 Impact

- Proceeded with construction bidding and contracting fairly normally thanks to technology, including live-streaming pre-bid conferences in some cases, and safe construction practices.
- Slowed some longer-range planning that is more reliant on government or philanthropic grants, community engagement and outreach as a result of new social distancing standards and operational impact of COVID-19 on potential funding sources.

New Amenities

- Added new paved trail connections to Poplar Creek trail (in partnership with the Village of Hoffman Estates) and Busse Trail system (by Elk Grove Village).
- Began construction of a new canoe/kayak launch at Busse Reservoir.
- Added new amenities to the Sand Ridge Campus: accessible fishing outcroppings at Green Lake, trail connections to the Burnham Trail, and wayfinding, information and interpretive signs on the campus.
- Designed and installed new signs at the gateway site at the Caldwell Preserves (Caldwell Woods and Bunker Hill).
- Created a new pollinator garden at River Trail Nature Center in cooperation with nature center staff.
- Led feasibility and planning process for new pedestrian bridge on the Des Plaines Trail over UP Railroad tracks.
- Completed preliminary engineering studies for Des Plaines Trail improvements in cooperation with coalition of West Cook municipalities.

Repairs and Improvements

- Conducted trail repairs, repaving and drainage improvements on Palos Trail system at Cranberry Slough, Sag Valley Trail at 119th Street underpass, Tinley Creek Trail and on flooded portion of Paul Douglas Trail.
- Added ADA upgrades at Camp Bullfrog paths and fishing areas.
- Repaired dams at six lakes, as well as removed dams at three locations in coordination with IDNR.
- Levee reconstruction by the Army Corps of Engineers at Ottawa Woods and in Cermak Woods between 45th & 47th streets.
- Conducted picnic shelter structural repairs at eight locations in South Cook County.
- Replaced roofs at River Trail Nature Center workshop/garage, Sagawau Environmental Learning Center Farmhouse, Indian Boundary Golf Course clubhouse, George Dunne Golf Course two service buildings and General Headquarters in River Forest.
- Replaced old HVAC systems at the Central Maintenance Garage and other sites.
- Repaved access drive and parking lots at six locations: two North Cook, three West Cook and two South Cook in cooperation with CDOT and CCDOTH.
- Abated asbestos at vacant buildings slated for demolition in cooperation with the Cook County Sheriff's Office.
- Assessed trail conditions assessment of 157 miles of paved trail across the county and completed feasibility studies and more detailed engineering for other transportation improvements countywide.

2021 GOALS

Welcome new visitors

- Conduct repairs to sites with critical needs: Swallow Cliff Limestone Stairs, Tinley Creek Trail repaving, picnic shelter repairs at five additional groves, and parking lot & driveway repaving at River Trail Nature Center and up to 30 other locations.
- Open new accessible canoe/kayak launch at Schuth's Grove in west suburbs.
- Add new wayfinding signs and improvements at River Trail Nature Center, Eggers Grove and Major Taylor Trail.
- Complete and print new maps and brochures for the Burnham Greenway and Wolf Lake trails and newly enhanced Sand Ridge Campus.
- Continue to make progress on Des Plaines Trail improvements with municipal partners, including completion of a new bridge and trail connection from the Rosemont Convention Center across the river and detailed design for another bridge over the UP Railroad tracks in Des Plaines. Coordinate and assist the Villages of Des Plaines, Park Ridge and Rosemont in seeking grant support for detailed design and construction of trail improvements from Touhy to Bryn Mawr. Complete detailed engineering for Forest Preserve improvement from Bryn Mawr to Lawrence Ave, including plans for a new bridge over Lawrence Avenue.

Improve operational efficiency

- Replace Salt Creek Landscape Maintenance Headquarters office and continue to seek funding for new garage addition to replace an aging existing garage.

Planning

- Continue to cultivate new planning partnerships with local and other stakeholders at Skokie Lagoons, Chicago Portage Historic Site, Beaubien Woods and Caldwell Woods.
- Review existing licenses and land-use agreements with third parties, and update policies and criteria for new licenses and land use, including encroachments.
- Continue to plan for land acquisition, especially in South Cook (Deer Creek Corridor).
- Improve operational efficiency through better visitor data, including expanded deployment of trail counters, assessment of conditions of trails, parking lots and hydro infrastructure, and updating 5-Year Capital Improvement Plan.
- Develop Green Building and Land Improvement strategies, standards and implementation plans.

01 - Corporate Fund
5180-Planning & Development (Office)

Title	GRADE	2020 Appropriation Total FTEs	2020 Appropriation Total Salaries	2021 Recommendation Total FTEs	2021 Recommendation Total Salaries
2509-Dir Planning and Devoptmt/FPD	24	1	114,422	1	114,422
2237-Building Architect IV	22	1	113,142	1	113,142
2517-Chief Landscape Architect	22	1	113,142	1	113,142
3000-CHF CONSTRUCTION ENGINEER-FPD	22	1	113,142	1	113,142
6334-Dep Dir of Planning & Develop	22	-	-	1	100,680
2219-Civil Engineer IV	21	1	100,680	1	100,680
5720-Senior Planner-FPD	21	1	100,680	-	-
7810-Licensing & Land Use Records Mgr	21	1	89,950	1	94,077
2212-Civil Engineer III	20	1	83,450	1	87,393
2425-Geo Info Systems Manager	20	1	92,084	1	92,084
6017-Building Architect III	20	2	179,001	2	183,215
2242-Landscape Architect III	19	2	170,179	2	171,013
7969-Project Engineer - FPD	19	1	66,011	1	67,330
7970-Licensing & Land Use Specialist - FPD	19	1	66,011	1	67,330
6934-Administrative Asst IV-FPD	18	1	67,480	1	68,589
4310-GIS Specialist I	16	1	63,024	1	67,330
4831-Engineering Assistant I - FPD	14	1	45,340	-	-
8852-GIS Asst - Forest Preseve	14	-	-	1	46,238
Full Time Personnel Total		**18**	**$1,577,737**	**18**	**$1,599,806**
6443-GIS Assistant Part-time-FPD		0.7	23,296	0.5	16,640
2439-Intern FPD		0.8	16,640	-	-
Part-Time/Seasonal Personnel Total		**1.5**	**$39,936**	**0.5**	**$16,640**
Personnel Wages Total		**19.5**	**$1,617,673**	**18.5**	**$1,616,446**

01 - Corporate Fund
80 - PLANNING & DEVELOPMENT

Acct#/Description	2020 Appropriation	2021 Recommendation	Difference
Personnel Services			
501010-Sal/Wag Of Reg Employees	$1,577,737	$1,599,806	$22,069
501030-Turnover Adjustment	(101,987)	(111,505)	(9,518)
501135-Sal/Wages Seasonal Empl	39,936	16,640	(23,296)
501190-Schedule Salary Adj.	-	$72,740	$72,740
501511-Mandatory Medicare Cost	23,456	23,438	(18)
501590-Group Life Insurance	2,781	2,781	-
501610-Group Health Insurance	355,585	369,097	13,512
501640-Group Dental Insurance	4,562	4,857	295
501690-Vision Care	1,870	1,871	1
501836-Transp & Travel Expenses	5,508	5,508	-
Total Personnel Services	**$1,909,448**	**$1,985,233**	**$75,786**
Contractual & Professional Services			
520490-Graphics & Reproduction Svcs	15,000	15,000	-
520830-Professional Services	53,532	37,532	(16,000)
501790-Prof /Tech Membership Fees	6,210	6,210	-
501805-Training Program Staff	4,050	4,050	-
Total Contractual & Professional Services	**$78,792**	**$62,792**	**($16,000)**
Materials & Supplies			
530170-Institutional Supplies	10,400	10,400	-
530600-Office Supplies	5,000	5,000	-
530635-Books, Periodicals & Publish	8,000	8,000	-
Total Materials & Supplies	**$23,400**	**$23,400**	**-**
Operations & Maintenance			
560019-Land Improvements	50,000	50,000	-
Total Operations & Maintenance	**$50,000**	**$50,000**	**-**
Department Total	**$2,061,640**	**$2,121,425**	**$59,786**

FOREST PRESERVES of Cook County

feel free

District Wide

MISSION:

To acquire, restore and manage lands for the purpose of protecting and preserving public open space with its natural wonders, significant prairies, forests, wetlands, rivers, streams, and other landscapes with all of its associated wildlife, in a natural state for the education, pleasure and recreation of the public now and in the future.

District Wide

The District Wide budget covers expenditures that are not associated with a specific department. Using a District Wide budget allows the Forest Preserves to better control and monitor these expenditures by requiring pre-approval by the Finance Department before an item or service is procured. Major account categories are Personnel Services, Contractual & Professional Services, Materials & Supplies, Operations & Maintenance and Other Expenses.

The District Wide budget recommendation for FY 2021 is $6,860,174, a $2.8M decease from the prior year. The decrease is primarily in the salary and wages account under Personnel Services. In the 2020 budget, that account included estimated cost of living increases that were not yet final, pending the approval of expired collective bargaining agreements. These cost of living increases have since been approved, and the prior year salary and wage amounts will be paid out in 2020.

Personnel Services budgets for anticipated cost of living increases, other required wage/salary/step increases, the employer-required Medicare contribution and estimated employee health care contributions.

Contractual & Professional Services includes a variety of essential services: telecommunication services which includes landline and cell phones, printing, and public services announcements. It also typically includes the budget to operate our five campgrounds and three aquatic centers. Due to COVID-19, it is anticipated that the aquatic centers will not be open in FY 2021.

Materials & Supplies appropriates funds for computer equipment and software district wide. Money is also budgeted to support the rollout of body cameras for the Department of Law Enforcement. These funds are managed by Finance and Administrations IT Department.

Operations & Maintenance includes funds for partner organizations such as Neighbor Space, The Forest Preserve Foundation and for targeted, small-scale land improvement projects.

Other Expenses includes funding paid to Cook County that supports business operations related to computer software, timekeeping and the Oracle ERP system, which includes the following applications: HR, Payroll, Purchasing, Accounting, Accounts Payable, and Budgeting. It also reimburses the County for support services provided by Risk Management, the Inspector General, Board Secretary, Human Resources and ERP Department. Rent for three departments that work at 69 W. Washington is also budgeted here. An Intergovernmental Agreement that spells out these services and reimbursement amounts between the Forest Preserves and Cook County is approved by the Board of Commissioners each year.

.

01 - Corporate Fund
99 - District Wide

Acct#/Description	2020 Appropriation	2021 Recommendation	Difference
Personnel Services			
501010-Sal/Wag Of Reg Employees	$3,496,700	$1,800,000	($1,696,700)
501226-Planned Benefit Adjustment	($690,000)	($700,000)	($10,000)
501511-Mandatory Medicare Cost	50,702	26,100	(24,602)
Total Personnel Services	**$2,857,402**	**$1,126,100**	**($1,731,302)**
Contractual & Professional Services			
520150-Communication Services	600,000	640,000	40,000
520490-Graphics & Reproduction Svcs	58,100	58,100	-
520830-Professional Services	2,117,071	1,132,021	(985,050)
521313-Special or Coop Programs	100,000	50,000	(50,000)
Total Contractual & Professional Services	**$2,875,171**	**$1,880,121**	**($995,050)**
Materials & Supplies			
530635-Books, Periodicals & Publish	385,000	410,000	25,000
Total Materials & Supplies	**$385,000**	**$410,000**	**$25,000**
Operations & Maintenance			
540130-Maint & Subscription Svcs	20,000	20,000	-
560019-Land Improvements	420,000	408,000	(12,000)
Total Operations & Maintenance	**$440,000**	**$428,000**	**($12,000)**
Other Expenses			
	3,137,080	2,967,403	(169,677)
Total Other Expenses	**$3,137,080**	**$2,967,403**	**($169,677)**
Department Total	**$9,694,653**	**$6,811,624**	**($2,883,029)**

FOREST PRESERVES of Cook County

feel free

2021

Capital and Related Funding Sources

Construction & Development Fund

The Construction and Development Fund is funded from annual tax levies and other resources to be used for constructing improvements in the development of forests and lands to include construction, renovation or restoration of district facilities, the acquisition of heavy equipment and vehicles and major land conservation projects. An appropriation last for a period of 5 years and any unspent appropriation at the end of the 5 year period are transferred to the Corporate Fund.

51030

Account	2020 Appropriation	2021 Recommendation	Difference INC./(DEC.)
Available Funding Sources			
411010-Property Tax Revenue	$6,790,000	$6,790,000	$0
Total Funding Sources	**$6,790,000**	**$6,790,000**	**$0**
Expenditures			
520000-Contractual Service - 31	$4,057,600	$4,057,600	$0
520000-Contractual Service - 53	562,600	562,600	$0
520000-Contractual Service - 80	1,794,800	1,794,800	$0
560000-Capital Outlay Expenditures - 52	375,000	375,000	$0
Total Expenditures	**$6,790,000**	**$6,790,000**	**$0**
	$0	**$0**	**$0**

Capital Improvement Fund

The purpose of this fund is to account for all capital expenditures of the District that are funded by debt issued prior to 2012, or other financing sources and that are not related to land acquisitions.

51009

Account	2020 Appropriation	2021 Recommendation	Difference INC./(DEC.)
Available Funding Sources			
411490-Fund Balance Contributions	$500,000	$3,500,000	$3,000,000
Total Funding Sources	**$500,000**	**$3,500,000**	**$3,000,000**
Expenditures			
520000-Contractual Service	$500,000	**$3,000,000**	**$2,500,000**
540000-Vehicles Account	**$0**	**$500,000**	**$500,000**
Total Expenditures	**$500,000**	**$3,500,000**	**$3,000,000**
	$0	**$0**	**$0**

Real Estate Acquisition Fund

The fund accounts for the District's land acquisition program. Sources available for appropriations for this fund are derived from debt proceeds, contributions, and grants. The District does not directly levy taxes for land acquisition, but may transfer funds from Corporate Fund. The District's land acquisition was initiated in 1916 and is limited by State statue to the acquisition of up to 75,000 acres.

51006

Account	2020 Appropriation	2021 Recommendation	Difference INC./(DEC.)
Available Funding Sources			
411490-Fund Balance Contributions	$850,000	$3,350,000	$2,500,000
Operating Transfer in from Corporate	$0	$2,000,000	$2,000,000
Total Funding Sources	**$850,000**	**$5,350,000**	**$4,500,000**
Expenditures			
520000-Contractual Service	$750,000	$750,000	$0
560000-Capital Outlay Expenditures	$100,000	$4,500,000	**$4,400,000**
560010-Land Acquisitions		$100,000	$100,000
Total Expenditures	**$850,000**	**$5,350,000**	**$4,500,000**
	$0	**$0**	**$0**

Resident Watchmen Fund

The purpose of this Cost Center is to allocate revenues collected from the Resident Watchman program to the maintenance and improvements of District Resident Watchmen Facilities.

54017-Resident Watchmen Fund

Account	2020 Appropriation	2021 Recommendation	Difference INC./(DEC.)
Available Funding Sources			
411360-Fees	$223,000	$223,000	$0
Total Funding Sources	**$223,000**	**$223,000**	**$0**
Expenditures			
530000-Supplies & Materials	$223,000	$223,000	$0
Total Expenditures	**$223,000**	**$223,000**	**$0**
	$0	**$0**	**$0**

Bond & Interest Fund

Debt Service Schedule and Related Tax levy for Fiscal Year Beginning January 1, 2020

Period Ending	Levy Year	Series 2019 2019	Series A 2015	Series B 2015	Series A 2012	Series B 2012	Series C 2012	Series 2004	Annual Debt Service
12/31/2020	2019	973,729	630,493	146,969	673,750	3,844,000	3,995,250	6,856,500	17,120,691
12/31/2021	2020	965,180	626,008	153,862	7,243,750	3,845,500	3,996,250	-	16,830,550
12/31/2022	2021	908,430	626,523	155,516	7,250,250	3,843,500	3,996,000		16,780,219
12/31/2023	2022	907,695	8,156,889	152,051		3,848,000	3,999,500		17,064,135
12/31/2024	2023	906,380	8,161,958	153,585		3,843,500	3,998,250		17,063,673
12/31/2025	2024	444,485				4,460,250	3,997,250		8,901,985
12/31/2026	2025	445,350				4,462,000	3,996,250		8,903,600
12/31/2027	2026	445,925				4,457,750	3,995,000		8,898,675
12/31/2028	2027	446,210				4,462,500	3,998,250		8,906,960
12/31/2029	2028	446,205				4,460,500	3,995,500		8,902,205
12/31/2030	2029	445,910				4,461,750	3,996,750		8,904,410
12/31/2031	2030	445,325				4,460,750	3,996,500		8,902,575
12/31/2032	2031	444,450				4,462,250	3,999,500		8,906,200
12/31/2033	2032	448,285				4,460,750	3,995,250		8,904,285
12/31/2034	2033	446,685				4,461,000	3,998,750		8,906,435
12/31/2035	2034	444,795				4,462,500	3,999,250		8,906,545
12/31/2036	2035	447,615				4,459,750	3,996,500		8,903,865
12/31/2037	2036					4,462,500	3,995,250		8,457,750
12/31/2038	2037					4,462,500	3,995,250		8,457,750
Total		10,012,654	18,203,886	763,998	15,169,762	81,683,262	75,942,512	6,858,504	208,622,508

FOREST PRESERVES of Cook County

feel free

2021

Fiduciary, Agency And Component Unit Funds

Employee Annuity And Benefit Fund

Required Property Tax Levy and contribution from Personal Property Replacement Taxes in the year 2020, for the purpose of providing the amount necessary to be contributed by the Forest Preserve District as employer.

52004 - Employee Annuity And Benefit Fund

Account	Appropriation	Recommendation	INC./(DEC.)
Available Funding Sources			
411010-Property Tax Revenue	$3,659,331	$3,533,384	($125,947)
411050-Property Replacement Tax	407,044	393,035	(14,009)
Total Funding Sources	**$4,066,375**	**$3,926,419**	**($139,956)**
Expenditures			
700005-Other Expense	$4,066,375	$3,926,419	($139,956)
Total Expenditures	**$4,066,375**	**$3,926,419**	**($139,956)**
	$0	**$0**	**$0**

Self-Insurance Fund

The Internal Service Fund is established to account for the District's self-insurance related activities including accumulating a fund balance sufficient to meet future estimated claims and judgments, paying worker's compensation claims, tort judgments/settlements, and associated legal fees.

52011 - Self Insurance Fund

Account	2020 Appropriation	2021 Recommendation	Difference INC./(DEC.)
Available Funding Sources			
411010-Property Tax Revenue	$3,000,000	$12,000,000	$9,000,000
411070-Investment Earnings	190,000	40,000	(150,000)
411490-Fund Balance Contributions	5,350,000	0	(5,350,000)
Total Funding Sources	**$8,540,000**	**$12,040,000**	**$3,500,000**
Expenditures			
501000-Personal Services	$1,800,000	$2,000,000	$200,000
580000-Contingencies & Special Purp	6,340,000	9,540,000	3,200,000
700005-Other Expense	400,000	500,000	100,000
Total Expenditures	**$8,540,000**	**$12,040,000**	**$3,500,000**
	$0	**$0**	**$0**

52005-Chicago Zoological Society Fund

Account	2020 Appropriation	2021 Recommendation	Difference INC./(DEC.)
Available Funding Sources			
411010-Property Tax Revenue	$13,856,379	$13,856,379	$0
411050-Property Replacement Tax	533,126	533,126	0
Total Funding Sources	**$14,389,505**	**$14,389,505**	**$0**
Expenditures			
700005-Other Expense	$14,389,505	$14,389,505	$0
Total Expenditures	**$14,389,505**	**$14,389,505**	**$0**
	$0	**$0**	**$0**

52008-Chicago Horticultural Fund

Account	2020 Appropriation	2021 Recommendation	Difference INC./(DEC.)
Available Funding Sources			
411010-Property Tax Revenue	$8,679,628	$8,679,628	$0
411050-Property Replacement Tax	253,150	253,150	0
Total Funding Sources	**$8,932,778**	**$8,932,778**	**$0**
Expenditures			
700005-Other Expense	$8,932,778	$8,932,778	$0
Total Expenditures	**$8,932,778**	**$8,932,778**	**$0**
	$0	**$0**	**$0**

Chicago Zoological Society and Chicago Horticultural Society

No partnerships have been as important to the Forest Preserves of Cook County as the relationships with the Chicago Zoological Society (CZS), which operates the Brookfield Zoo, and the Chicago Horticultural Society (CHS), which operates the Chicago Botanic Garden.

The Forest Preserves and CZS opened Brookfield Zoo in 1934, and the Preserves and CHS opened the Chicago Botanic Garden in 1972. The Forest Preserves provides the land that houses the Zoo and Garden and contributes significant financial support to these world-class institutions each year—nearly one fifth of the Forest Preserves current annual budget is dedicated to the operation of the Zoo and Garden.

These public-private partnerships have proved resilient over the years, sustaining these preeminent centers for learning and scientific research and growing them into two of the most popular attractions in Illinois.

BROOKFIELD ZOO

- Set within a 285-acre nature park and accredited arboretum on Forest Preserves land, the Brookfield Zoo connects more than 2 million guests in a typical year to its diverse collection of wildlife living in cutting-edge naturalistic exhibits.
- The Chicago Zoological Society is not only at the forefront of animal welfare, it also is a leader in social innovation, developing award-winning conservation, education and community outreach initiatives that serve disadvantaged neighborhoods, veterans and individuals with cognitive, physical and intellectual differences.
- CZS teacher training and community-based education programs and events typically reach more than 200,000 people and encourage everyone, regardless of age and background, to understand the importance of wildlife, nature and the environment.

CHICAGO BOTANIC GARDEN

- The Chicago Botanic Garden features 27 gardens, more than 100 acres of woodland, and 15 acres of re-created prairie habitat on 385 acres of Forest Preserves land. More than one million guests visit the Garden in a typical year to view this living museum's collection of 2.7 million plants.
- The Garden serves more than 270,000 people in registered and free programs in most years, including adult education classes, symposia, professional certificate programs, and a Science Career Continuum that trains Chicago Public Schools middle- and high-school students for careers in science.
- The Garden also helps improve employment opportunities and broaden access to fresh produce for low-income households through its youth and adult urban agriculture and jobs training programs at Windy City Harvest sites throughout Cook and Lake Counties.

COLLABORATION WITH THE FOREST PRESERVES

- Both the Zoo and Garden remain close partners with the Forest Preserves, which helps support the institutions and shares their mission of preserving and providing education about the natural world. The Forest Preserves collaborates with both CZS and the Garden on ecological restoration, innovative research and public programming.
- The Forest Preserves and CZS have partnered to track walleye, badgers and river otters to help better understand their use of local habitats and inform future restoration projects. CZS also supports research efforts by helping Forest Preserves biologists perform health checks on native wildlife.
- Recent collaborations with the Garden include the Plants of Concern and Budburst citizen science projects, the Greencorps Chicago job-training program and amphibian-focused restoration research. The Forest Preserves and Garden also partner frequently on seed collecting, research and banking for restoration efforts.

FOREST PRESERVES of Cook County

feel free

Chicago Zoological Society & Brookfield Zoo

MISSION:

The mission of the Chicago Zoological Society, which manages Brookfield Zoo, is to inspire conservation leadership by connecting people with wildlife and nature.

The Chicago Zoological Society and Brookfield Zoo

AN INTRODUCTION TO THE 2021 FOREST PRESERVES OF COOK COUNTY BUDGET DOCUMENT

The mission of the Chicago Zoological Society is to inspire conservation leadership by engaging people and communities with wildlife and nature.

Last year, the Chicago Zoological Society celebrated the 100-year anniversary of Edith Rockefeller McCormick's donation of 83 acres of land to the Forest Preserves of Cook County. Her vision was to create a large zoological park with modern construction and open enclosures, and in the years following her donation, the Chicago Zoological Society and Brookfield Zoo were born.

The past century has been filled with many achievements. Over 156 million guests have visited Brookfield Zoo, making it the state's most popular ticketed outdoor cultural destination. The Chicago Zoological Society (Society) is known throughout the world as a leader in animal welfare, veterinary care, and award-winning conservation programs for people of all abilities. Brookfield Zoo pioneered the research field of conservation psychology, which investigates the best way to motivate human action on behalf of wildlife. It also became the first zoo in the world to receive humane certification from the American Humane Society for its exemplary animal care and welfare.

For a growing number of people, zoos provide their only connection to wildlife, and are the primary place for nature and science learning for children. At a time when school resources are limited, the Society's teacher training and community-based education programs reach more than 200,000 people annually, many from minority neighborhoods. The Society also works with veterans' associations, children and families with disabilities, and other under-resourced sectors to further an inclusive conservation movement that provides innovative engagement opportunities for people of all backgrounds and abilities.

The Society remains most grateful to the Forest Preserves of Cook County, its President, Commissioners, and General Superintendent for their support of Brookfield Zoo and for building such an enduring and successful public-private-partnership. This support has enabled the Society to remain a world-class institution at the forefront of animal welfare and social innovation, developing award-winning conservation, education and community outreach initiatives that serve disadvantaged neighborhoods, veterans and individuals with physical and intellectual differences.

A CHANGING WORLD

While Brookfield Zoo has survived many crises since it first opened in 1934, the Society now faces one of the greatest challenges in its history – the COVID-19 pandemic. The rapid global spread of COVID-19 has placed unanticipated and urgent financial pressures on the Chicago Zoological Society and many businesses nationally and globally. Governor JB Pritzker's mandated shutdown of non-essential businesses, and the stay-at-home order for Illinoisans, forced the temporary closure of the zoo from March through July, 2020. As a non-profit organization, the Society relies on ticket sales, zoo visits, memberships, education program fees, donations, and meeting revenue to operate. The loss of revenue from the temporary closure of the zoo, subsequent attendance restrictions, and cancelation of activities and events has significantly impacted the Society's overall operating budget. In an attempt to fill this gap, the Society has pursued federal and state emergency funding opportunities and developed multiple charitable giving calls-to-action requesting immediate support for the care and feeding of the animals, as well as other critical zoo operations.

The mandated shut down forced the Society to significantly reduce expenses to the minimum levels required for basic operations, including but not limited to assuring the health and welfare of our animal collection, maintaining and protecting the buildings and grounds, and maintaining other critical support functions. One of our largest expenses, which cannot be reduced, is the daily care and feeding of our animals. It costs roughly $41,000 per day to care for all of the 2,500 plus animals at Brookfield Zoo, which includes purchasing and preparing food, testing the food for quality, daily habitat cleaning, training to assist in daily care, veterinary care and providing an engaging, active and enriching environment for the animals.

During the closure, Society staff continued to engage the public in innovative ways by creating programming for parents and children searching for educational and entertaining content during the pandemic. The Society's animal care specialists led daily "Bringing the Zoo to You" chats on social media highlighting animals around the zoo and providing educational, informative insight from the keepers that care for them. The Institute of Science Teaching Excellence adapted professional development sessions to an online learning format, making it easier for Chicago Public Schools teachers to participate. Our King Conservation Science Scholar program provided online training programs and a speaker series for teens, and the Early Learner Programs stayed connected with community families through weekly videos that were fun, family-focused learning opportunities.

Brookfield Zoo was permitted to reopen to the public under Illinois' Phase 4 guidance at 25% capacity, and the Society continues to navigate this "new normal." In anticipation of reopening, Society staff developed a comprehensive COVID-19 response plan for Brookfield Zoo, which incorporated recommendations made by the Centers for Disease Control and Prevention and the Illinois Department of Public Health. The plan also integrated best practices from cultural institutions across the nation who had experienced social-distancing success during the first steps of their phased reopening plans. The following actions are a few of the many that were taken to ensure the continued safety of zoo guests, staff and animals:

- Brookfield Zoo's 216 acres of grounds and miles of trails are open, encouraging use of outdoor space with appropriate 6-foot social distancing.
- Indoor animal exhibit buildings are closed to the public. Restrooms are open with frequent cleaning schedules (serviced hourly) and hands-free entry where possible.
- Indoor food and retail spaces are closed to the public. Limited "to go" food options and retail selections are available through outdoor kiosks with social distancing markings. Outdoor seating is separated to ensure appropriate social distancing space between tables.
- All guests must purchase a ticket online in advance of their visit to limit face-to-face interactions between staff and guests. Tickets are assigned a specific entry time to limit total capacity in the park at any one time and provide ample opportunity for social distancing among guests. Tickets are scanned at the parking entrance booths while guests are in their cars to eliminate outdoor queues at the entrance gates.
- All events and entertainment in the park that would encourage large gatherings of people have been canceled.
- All guests and staff are required to wear a mask or appropriate face covering while at the zoo and unable to maintain a 6-foot distance from other non-household individuals.
- Directional messaging and a variety of signage helps guests visualize social distance recommendations. Ground markers indicate a minimum of 6-foot spacing in high-traffic areas. The public address system is used to provide regular announcements about wearing masks, social distancing and proper hand washing.
- Cleaning frequency has been increased for high-touch/high-contact areas within the zoo, including guest-facing spaces as well as staff office space and equipment.

With these measures in place, we safely and successfully welcomed our guests and members back to Brookfield Zoo in July.

INNOVATIONS AND EXCELLENCE IN CONSERVATION LEADERSHIP, COMMUNITY ENGAGEMENT AND ANIMAL CARE

Since the founding of the Chicago Zoological Society in 1921, the percentage of the world's population living in highly urbanized areas has doubled, and Americans are increasingly feeling disconnected from the natural world. Over the years, the Society developed centers for conservation and leadership, where humans could further connect with animals and the natural world and become inspired to champion environmental causes.

Center for Conservation Leadership / Center for Community Engagement and Social Innovation

According to the National Research Council, 95% of science learning takes place outside schools in settings like zoos, aquariums, museums and nature centers. The Society's research shows that children who come to love animals at a young age are more likely to be conservation minded their entire lives. These findings, along with our goal of reaching all learners, particularly those who are currently underserved, led the Society to develop a series of science based informal learning programs, not just at the zoo, but in the communities where people live, work and play.

The zoo's Center for Conservation Leadership touches the lives of over 200,000 people annually through community-based education and inclusion programs. The Center provides outreach and education initiatives that serve Chicago's diverse neighborhoods and suburbs, fostering the development of the science skills and conservation awareness that will ensure today's children and teens are career and college ready.

Just this past year, the Chicago Zoological Society completed its National Science Foundation grant-sponsored SCIENCES program (Supporting a Community's Informal Education Needs: Confidence and Empowerment in STEM). The SCIENCES initiative was a collaboration with partner Eden Place Nature Center, a nonprofit community organization in Chicago's Fuller Park neighborhood recognized for its conservation and urban agriculture programs. The primary goals of the initiative were to broaden access to and participation in science and

environmental conservation, and to gain insights into a community-engagement model that promotes lifelong science learning. SCIENCES included nature play programs for young children, programs for middle-schoolers, adults and families, project based learning for teens, and professional development for educators. Conservation themes, including pollinators and native gardens, water conservation, and nutrition and sustainability, reflected the interests and concerns of the community. Between 2014 and 2017, SCIENCES served more than 3,800 participants with free programs. Upon completion of the program, participants reported feeling more connected to the environment, and planned to be involved in environmental stewardship activities moving forward. They also reported feeling a stronger sense of belonging and pride in their communities.

The King Conservation Leadership Academy continues to serve under-resourced communities located in the Chicago area, providing informal science programs for children in early education through middle school who may have difficulty coming to Brookfield Zoo. The programs focus on empathy and hopeful environmental solutions to inspire conservation leadership. During the stay-at-home order, community engagement staff produced weekly videos sent to nearly 200 families in our Zoo Adventure Passport, Zoo Explorers Club, and Nature Play programs in Fuller Park, Englewood, Cicero, Melrose Park, Pilsen and West Belmont. These videos are an extension of the Society's traditional in-person curriculum, and engage families to participate in exploring nature, building projects together, and posting wildlife sightings.

The Society also offers many rich and varied opportunities for both traditional and informal educators which have continued virtually through the pandemic. The Advanced Inquiry Program combines web-based graduate courses through Project Dragonfly at Miami University in Ohio with exciting, experiential learning and field study at Brookfield Zoo. Since its inception, 154 students have earned either a Master of Arts in Teaching Biological Sciences or a Master of Arts degree in Biology through the program. The Institute of Science Teaching Excellence continued to conduct online teacher training in the summer. Given the likelihood of remote learning returning in the fall, the Society focused these training sessions on showing teachers how to use synchronous and asynchronous e-learning activities to generate more student engagement.

The Chicago Zoological Society also continues to expand its "Zoo for All" initiative, which provides support for families and adults with disabilities. After several years of planning and construction, our newest exhibit, Hamill Family Nature Plaza, opened last fall. The Plaza's design includes features making it accessible to people of all abilities. A sensory garden conveniently located off the main promenade includes a mix of non-toxic plants of various colors, textures and scents that are meant to be seen, touched and smelled. Wide walkways, comfortable seating, and raised beds make the garden an accessible space for people with limited mobility.

Brookfield Zoo's Zoo Camp also became the first program in the nation to receive accreditation from the National Inclusion Project, a nonprofit organization that promotes the inclusion of children with disabilities and special needs in activities with their nondisabled peers. New accreditation standards, developed with input from Society staff, include requirements for programming, staffing, accessibility of facilities and transportation, and accommodations that allow all campers to participate together. Zoo Camp has also been accredited by the American Camp Association – only 7 percent of ACA-accredited camps provide an inclusive setting that allows participants with and without disabilities to enjoy the experience together. At the zoo, campers explore animals and the natural world together in fun, engaging, and age-appropriate settings through activities, encounters, games, art, and science inquiry.

Center for the Science of Animal Care And Welfare

Inspiring our guests is one of the Society's top priorities, but we also seek to establish the highest standards and best practices in animal care, behavioral research, nutrition, exhibit design and much more. Brookfield Zoo continues to be one of the world's most innovative training facilities for educators and veterinarians, who care for the over 2,500 animals representing 425 species living at the zoo.

In 2020, the Society greeted many new additions to Brookfield Zoo. African lions Brutus and Titus, 4-year-old brothers born at Utah's Hogle Zoo, arrived at the zoo in March. The Society also welcomed several important births this year, including two grey seal pups and seven frisky African Painted Dogs, one of Africa's most endangered predators. A male Amur leopard cub was born in March. Amur leopards are critically endangered with fewer than 200 animals left in the wild and in managed care, making their births vitally important for the conservation of the species. A female snow leopard cub was also born this spring. All of these critical births were the result of breeding recommendations from the Association of Zoos and Aquariums' Species Survival Plans, cooperative population management programs whose goal is to maintain a healthy, genetically diverse population to ensure a stable and protected future for these unique and threatened animals.

The Chicago Zoological Society continues to participate in the rescue and rehabilitation of trafficked animals – a timely subject since wildlife trafficking plays a role in the transmission of disease-causing pathogens from animals to humans, one of which caused the deadly disease COVID-19. The wildlife trade has driven many species to near extinction, and institutions like Brookfield Zoo are helping the federal government by rehabilitating trafficked animals and working to shut down the illegal wildlife trade. The US Fish and Wildlife Service and the US Department of Agriculture call on the Society to help when live animals are confiscated at ports of entry such at O'Hare airport. Past confiscated animals include Oriental fire-bellied newts, Chinese giant salamanders, medicinal leeches, orchid mantis, and a variety of other reptiles and amphibians. The Society has worked to end illegal wildlife trafficking by educating the public and supporting legislation that shuts down markets, including a bill that would outlaw the sale of pangolin scales in Illinois.

The Society's critical conservation work extends beyond the boundaries of the zoo. Our Sarasota Dolphin Research Program entered its 50th year of dolphin research and conservation in 2019, making it the world's longest-running study of a wild dolphin population. Few longitudinal studies of wildlife populations have produced so much valuable information and scientific data on the demography, behavior, socio-biology, and environmental impacts of a single species. During this program, over 43 doctoral students, 41 master's students, and 425 undergraduate interns have benefited from data collection opportunities, samples, and training. Additionally, the Society's cetacean welfare research project is the world's largest multi-institutional research project examining cetacean welfare in partnership with 44 facilities around the world. The project will help identify the training, enrichment and exhibit characteristics that lead to optimal welfare for cetaceans.

Our conservation work encompasses local species as well. Onsite at the zoo, Bison Pond is home to a breeding program for Blanding's turtles, which are endangered in Illinois. This medium sized turtle can live for over 80 years, but is threated by habitat loss and fragmentation, predators, and illegal collection for the pet trade. For the past nine years, the Society has partnered with the DuPage Forest Preserve on its "head-start" program, where eggs are collected from pregnant females found in the wild and are cared for at partner institutions. This allows the turtles to mature in a safe environment, giving them a better chance at survival. In 2020, for the first time in the program's 25-year history, Blanding's turtles bred and hatched in managed care at Brookfield Zoo were released into the wild. It is a milestone for the program because most of these turtles are the offspring of deceased adult wild turtles, and are now returning genetic information back to the wild population that may have been lost more than 20 years ago.

LOOKING TO THE FUTURE

Brookfield Zoo's campus spans 216 acres, and many of the zoo's 80 buildings and 150 structures, first built in the 1920s, are in desperate need of repair. The Society has worked to balance affordability with growing maintenance costs - the zoo requires nearly $10 million annually in maintenance and repairs alone, not including the over $170 million of deferred capital maintenance that must be addressed in order to avoid exhibit closures. These immediate infrastructure needs are serious both in scope and related cost.

Following years of advocacy, the Chicago Zoological Society was included in the Rebuild Illinois capital program, which will provide much needed support for critical capital improvements and repairs at the zoo. However, these much needed capital funds will not address the tremendous financial challenges the Society now faces driven by the temporary closure of the zoo due to COVID-19. Because of this, we must continue to take steps to ensure Brookfield Zoo's future operational and financial sustainability. The Society will continue to work to leverage funding from all sources to keep the zoo open and accessible, and stands ready to work in collaboration with the Forest Preserves of Cook County and our sister institution the Chicago Botanic Garden to pursue funding opportunities to address our common needs.

Despite the many challenges we face, the Chicago Zoological Society will continue to set higher standards as an international leader in conservation and the care and welfare of animals, to strengthen its relevance in the Chicago-area community, and to empower residents to drive positive change. Our success would not be possible without the support of the Forest Preserves, its President, Commissioners and the General Superintendent, and we look forward to working together for the benefit of all Cook County residents.

CHICAGO ZOOLOGICAL SOCIETY
COMPARISON OF ESTIMATED REVENUE
AND AVAILABLE SOURCES FOR FISCAL YEAR BEGINNING JANUARY 1, 2021

Tax Revenue	FY 2020	FY 2021	% CHANGE
Gross Tax Levy for Chicago Zoological Society	14,284,927	14,284,927	0%
Reserves for Deferred Collections & Refunds	(528,548)	(528,548)	0%
Deferred Collections (Prior Year Taxes)	100,000	100,000	0%
Personal Property Replacement Tax (PPRT)	533,126	533,126	0%
Reserves against PPRT			N/A
Total Tax Revenue	**$14,389,505**	**$14,389,505**	0%
Non-Tax Revenues			
Merchandise & Concessions/Commission	13,057,756	2,951,417	-77%
General Admissions & Parking	7,009,149	5,710,751	-19%
Membership & Animal Adoption	15,125,415	13,356,270	-12%
Unrestricted Contributions & Sponsorships	7,390,546	7,998,198	8%
Special Attractions & In-Park Transportation	2,689,821	1,262,302	-53%
~~Catering~~ & Special Events	3,859,830	340,000	-91%
Education & Other Income	1,576,925	1,161,566	-26%
Endowment Investment Income	2,110,653	2,031,804	-4%
Release of Restricted Program Contributions	4,267,219	2,901,802	-32%
Total Non-Tax Revenue	**$57,087,314**	**$37,714,110**	-34%
Total Tax and Non-Tax Revenues	***$71,476,819***	***$52,103,615***	
Total All Revenues	**$71,476,819**	**$52,103,615**	**-27%**

CHICAGO ZOOLOGICAL SOCIETY
BUDGETED EXPENDITURES AND OTHER USES
FOR FISCAL YEAR BEGINNING JANUARY 1, 2021

CATEGORY / DEPARTMENT	PERSONNEL SERVICES*	PROGRAM EXPENSES	TOTAL
Animal Programs	$10,863,164	$4,403,640	$15,266,804
Buildings & Grounds	6,747,331	2,628,135	$9,375,466
Conservation, Education & Training	3,857,644	809,901	$4,667,545
Administration & Security	5,130,226	2,651,885	$7,782,111
Guest Services	2,012,996	1,919,023	$3,932,019
Marketing, Public Relations & Design	1,791,628	3,758,229	$5,549,857
Development, Membership & Government Relations	3,211,634	2,318,179	$5,529,813
Total	**$33,614,623**	**$18,488,992**	**$52,103,615**

CHICAGO ZOOLOGICAL SOCIETY PROGRAMS

ANIMAL PROGRAMS

DESCRIPTION	FY 2019 ACTUALS	FY 2020 APPROPRIATION	FY 2021 RECOMMENDATION	DIFFERENCE INC./(DEC.)
Personnel Services				
Salaries and Wages	$8,592,068	$8,698,256	$8,009,503	(688,753)
Benefits	3,014,584	3,099,053	2,853,661	(245,392)
Total Personnel Services	**$11,606,652**	**$11,797,309**	**$10,863,164**	**($934,145)**
Program Expenses				
Supplies	940,233	613,568	752,183	138,615
Operating Expenses	1,013,610	892,921	992,071	99,150
Equipment	131,905	168,445	150,026	(18,419)
Animal Food & Transport	1,129,740	1,201,909	1,146,902	(55,007)
Utilities	1,351,076	1,433,262	1,198,683	(234,579)
General Expense	162,794	164,845	163,775	(1,070)
Total Program Expenses	**$4,729,358**	**$4,474,950**	**$4,403,640**	**($71,310)**
Program Total	**$16,336,010**	**$16,272,259**	**$15,266,804**	**($1,005,455)**

BUILDINGS & GROUNDS

DESCRIPTION	FY 2019 ACTUALS	FY 2020 APPROPRIATION	FY 2021 RECOMMENDATION	DIFFERENCE INC./(DEC.)
Personnel Services				
Salaries and Wages	$4,812,700	$5,248,059	$4,993,577	(254,482)
Benefits	1,682,820	1,843,129	1,753,754	(89,375)
Total Personnel Services	**$6,495,520**	**$7,091,188**	**$6,747,331**	**($343,857)**
Program Expenses				
Supplies	745,288	769,430	734,474	(34,956)
Operating Expenses	508,562	478,796	608,805	130,009
Equipment	1,205,124	935,124	1,098,211	163,087
Utilities	159,236	168,156	145,223	(22,933)
General Expense	33,989	41,726	41,422	(304)
Total Program Expenses	**$2,652,199**	**$2,393,232**	**$2,628,135**	**$234,903**
Program Total	**$9,147,719**	**$9,484,420**	**$9,375,466**	**($108,954)**

CHICAGO ZOOLOGICAL SOCIETY PROGRAMS (CONT.)

CONSERVATION, EDUCATION, & TRAINING

DESCRIPTION	FY 2019 ACTUALS	FY 2020 APPROPRIATION	FY 2021 RECOMMENDATION	DIFFERENCE INC./(DEC.)
Personnel Services				
Salaries and Wages	$3,337,002	$3,909,047	$2,904,967	(1,004,080)
Benefits	1,050,521	1,281,963	952,677	(329,286)
Total Personnel Services	**$4,387,523**	**$5,191,010**	**$3,857,644**	**($1,333,366)**
Program Expenses				
Supplies	219,056	414,736	188,033	(226,703)
Operating Expenses	1,025,064	897,547	468,372	(429,175)
Equipment	46,003	49,276	53,095	3,819
Utilities	44,633	46,138	41,484	(4,654)
General Expense	19,450	31,868	5,328	(26,540)
Insurance	51,793	53,987	53,589	(398)
Total Program Expenses	**$1,405,999**	**$1,493,552**	**$809,901**	**($683,651)**
Program Total	**$5,793,522**	**$6,684,562**	**$4,667,545**	**($2,017,017)**

ADMINISTRATION & SECURITY

DESCRIPTION	FY 2019 ACTUALS	FY 2020 APPROPRIATION	FY 2021 RECOMMENDATION	DIFFERENCE INC./(DEC.)
Personnel Services				
Salaries and Wages	$4,781,509	$4,902,004	$3,658,589	(1,243,415)
Benefits	1,931,934	1,971,790	1,471,637	(500,153)
Total Personnel Services	**$6,713,443**	**$6,873,794**	**$5,130,226**	**($1,743,568)**
Program Expenses				
Supplies	140,723	197,211	109,857	(87,354)
Operating Expenses	1,275,701	1,509,489	1,583,406	73,917
Equipment	842,231	914,525	816,751	(97,774)
Utilities	51,438	51,115	48,769	(2,346)
General Expense	5,814	17,562	12,074	(5,488)
Insurance	85,923	81,630	81,028	(602)
Total Program Expenses	**$2,401,830**	**$2,771,532**	**$2,651,885**	**($119,647)**
Program Total	**$9,115,273**	**$9,645,326**	**$7,782,111**	**($1,863,215)**

CHICAGO ZOOLOGICAL SOCIETY PROGRAMS (CONT.)

GUEST SERVICES

DESCRIPTION	FY 2019 ACTUALS	FY 2020 APPROPRIATION	FY 2021 RECOMMENDATION	DIFFERENCE INC./(DEC.)
Personnel Services				
Salaries and Wages	$7,597,586	8,118,762	1,715,461	(6,403,301)
Benefits	1,288,742	1,408,146	297,535	(1,110,611)
Total Personnel Services	**$8,886,328**	**$9,526,908**	**$2,012,996**	**($7,513,912)**
Program Expenses				
Supplies	164,701	222,176	15,375	(206,801)
Operating Expenses	1,272,880	1,287,921	482,073	(805,848)
Equipment	249,273	271,587	45,194	(226,393)
Cost of Sales	4,102,116	4,205,935	9,354	(4,196,581)
Utilities	636,672	757,163	681,264	(75,899)
General Expense	6,953	4,945	205	(4,740)
Insurance	618,026	690,650	685,558	(5,092)
Total Program Expenses	**$7,050,621**	**$7,440,377**	**$1,919,023**	**($5,521,354)**
Program Total	**$15,936,949**	**$16,967,285**	**$3,932,019**	**($13,035,266)**

MARKETING, PUBLIC RELATIONS & DESIGN

DESCRIPTION	FY 2019 ACTUALS	FY 2020 APPROPRIATION	FY 2021 RECOMMENDATION	DIFFERENCE INC./(DEC.)
Personnel Services				
Salaries and Wages	$1,585,708	$1,612,197	$1,324,292	(287,905)
Benefits	540,162	568,936	467,336	(101,600)
Total Personnel Services	**$2,125,870**	**$2,181,133**	**$1,791,628**	**($389,505)**
Program Expenses				
Supplies	299,551	437,693	387,999	(49,694)
Operating Expenses	2,847,058	3,416,460	3,170,628	(245,832)
Equipment	56,929	51,193	37,849	(13,344)
Utilities	114,424	132,739	121,382	(11,357)
General Expense	35,513	42,528	40,371	(2,157)
Total Program Expenses	**$3,353,475**	**$4,080,613**	**$3,758,229**	**($322,384)**
Program Total	**$5,479,345**	**$6,261,746**	**$5,549,857**	**($711,889)**

CHICAGO ZOOLOGICAL SOCIETY PROGRAMS *(CONTINUED)*

DEVELOPMENT, MEMBERSHIP & GOVERNMENT RELATIONS

DESCRIPTION	FY 2019 ACTUALS	FY 2020 APPROPRIATION	FY 2021 RECOMMENDATION	DIFFERENCE INC./(DEC.)
Personnel Services				
Salaries and Wages	$2,346,074	2,570,233	2,360,867	(209,366)
Benefits	807,766	$926,215	$850,767	(75,448)
Total Personnel Services	**$3,153,840**	**$3,496,448**	**$3,211,634**	**($284,814)**
Program Expenses				
Supplies	417,968	531,642	451,268	(80,374)
Operating Expenses	1,314,620	1,356,979	1,254,191	(102,788)
Equipment	258,160	270,350	105,602	(164,748)
Utilities	16,015	16,266	15,232	(1,034)
General Expense	487,837	489,536	491,886	2,350
Total Program Expenses	**$2,494,600**	**$2,664,773**	**$2,318,179**	**($346,594)**
Program Total	**$5,648,440**	**$6,161,221**	**$5,529,813**	**($631,408)**

ZOOLOGICAL FUND

The District levies, collects and remits taxes to the Zoological Society which operates Brookfield Zoo. Brookfield Zoo opened in 1934 on 216 acres. The District owns the land and facilities. The total 2021 estimated expenditures of the Zoological Fund is projected to be $52,1 million. The Zoological Fund represents 27 percent of the total proposed 2021 Appropriation.

Zoological Summary of Appropriations

2017	2018	2019	2020	2021 Recommendation
66,048,358	70,141,766	71,257,146	71,476,819	52,103,615

Zoological Summary of Tax Levies

2017	2018	2019	2020	2021 Recommendation
14,884,927	14,384,927	14,284,927	14,284,927	14,284,927

BROOKFIELD ZOO ATTENDANCE

Year	Attendance
2017	2,233,802
2018	1,909,187
2019	1,999,114
Projected 2020	691,811
Projected 2021	1,317,215

FOREST PRESERVES of Cook County

feel free

Chicago Botanic Garden

MISSION:

The mission of the Chicago Botanic Garden is to promote the enjoyment, understanding and conservation of plants and the natural world.

OVERVIEW-September, 2020

The Chicago Botanic Garden is considered one of the great public gardens of the world, welcoming more than 1 million visitors for seven years in a row. The Garden's membership includes 53,000 member families—one of the largest memberships of any botanic garden in the United States and among the highest of the Chicago-area cultural institutions.

The Garden is located on 385 acres of Forest Preserves land. The Garden is a living plant museum featuring 27 gardens, more than 100 acres of woodland, and 15 acres of re-created prairie habitat. The Garden's iconic features are its 81 acres of waterways and nine islands. Miles of walking trails, paths, and bridges provide visitors with breathtaking views and vistas from which to view the Garden's collection of 2.7 million plants.

Education is a key component of the Garden's mission, and the seven-acre Regenstein Learning Campus opened in September 2016. In 2019, more than 290,000 people participated in registered and free programs, including interpretive, education, community science projects like Budburst, Windy City Harvest, horticultural programs, and the Science Career Continuum that trains Chicago Public Schools middle- and high-school students for careers in environmental science. The Garden's Plant Information Service answers, without charge, nearly 100,000 plant-related questions each year, and the Lenhardt Library houses 150,000 books and periodicals, including one of the nation's premier collections of rare horticultural works. The Garden's website (chicagobotanic.org) receives more than 11.4 million views annually, providing information on Garden events, programs, services, conservation science, and horticulture.

The Garden continues to expand its youth and adult urban agriculture and jobs training programs, managing 17 Windy City Harvest sites throughout Cook and Lake Counties. With a focus on food, health, and jobs, these programs improve the employment opportunities for youth and adults, including returning citizens, and help broaden access to fresh produce for low-income households. Program participants are trained in sustainable urban agriculture. The resulting 130,000 pounds of produce is sold at reduced rates through neighborhood farmer's markets, distributed through health care partners via our VeggieRx program, sold through a distributor to restaurants and other locations, or donated to social service agencies. In addition to farming, trainees learn essential food preparation techniques and develop job skills applicable across a wide range of industries, including marketing; retail; food service; and transportation, distribution, and logistics. Participants learn about and share the importance of good food choices through cooking demonstrations using produce they have grown and harvested through the Garden's urban agriculture programs. Through collaborations with Loyola University Health System in Maywood, PCC Wellness in Austin, and a deepened partnership with Lawndale Christian Health Center, the VeggieRx prescription produce program distributed more than 2,000 boxes of free fruits and vegetables to food-insecure patients in 2019, coupled with nutrition education and cooking demonstrations. Public service is also advanced through the innovative and internationally recognized Horticultural Therapy Program, which offers therapeutic classes to veterans and students (youth and adults) with emotional, intellectual, and physical challenges.

The Garden's science and research activities are now called the Negaunee Institute for Plant Conservation Science and Action, reflecting our standing as a leader in plant conservation science that includes the joint graduate program in plant biology and conservation with Northwestern University. Housed in The Daniel F. and Ada L. Rice Plant Conservation Science Center is a 38,000-square-foot laboratory building featuring a seed bank dedicated to preserving the native Midwest prairie, a 16,000-square-foot green roof garden, and a herbarium. Among the Garden's areas of research are plant conservation biology, ornamental plant development, restoration ecology, and plant collections. The Garden leads the Conservation and Land Management mentoring program that has trained more than 1,500 early career biologists' to work on federal lands since 2001.

The Garden completed the fundraising for the Keep Growing Campaign in 2019. As part of this campaign, the Garden is constructing the Mitsuzo and Kyoko Shida Evaluation Garden on the south end of campus, which is slated for completion in late 2021. The Garden is also preparing for a new admissions plan in 2022 with construction of a new Welcome Plaza, new sustainable trams, and a new Family Picnic Pavilion. It is raising private funds for these projects.

CHICAGO BOTANIC GARDEN 2019-2020 INSTITUTIONAL ACCOMPLISHMENTS AS OF SEPTEMBER 2020

The Chicago Botanic Garden is an international leader in plant conservation programs, and one of the top cultural attractions in the Chicago area, welcoming 1.2 million visitors a year. We are proud to be a scientific and cultural asset to Cook County, one that, through our work, shapes how people value, perceive, and care for the environment. We are also proud of the excellent public/private partnership we have with the Forest Preserves.

Despite the serious disruption of COVID-19, the Garden anticipates long-term, ongoing growth as people recognize the value of spending time in nature and green space, and the importance of protecting plants and the environment at large. We are among a network of botanic gardens dedicated to protecting threatened and endangered plants—we risk losing 25 percent of the plant species that exist today in the United

States. Of the millions of acres of native Midwest prairie that existed years ago, only a tiny fraction remains today. These fragments are in danger of disappearing completely, and with them, the birds, insects, and other animals that depend on them.

The Garden has been growing at a record pace, as people seek out our beautiful landscapes as an antidote to a stressful world. Since 2005, our visitor numbers have grown by more than 50 percent, with the addition of seven new gardens and seven new annual events, while staffing numbers have remained flat. In 2019, we experienced one of our most successful years ever at the Garden. But in 2020, attendance has been down about 50 percent, compared to last year, because of the impact of COVID-19 on the Garden's operations. Since reopening on June 9, the Garden has canceled or modified a significant amount of programming. This includes plans to dramatically reduce capacity and redesign Night of 1,000 Jack-o'-Lanterns and our holiday event Lightscape in a way that allows for COVID-19 operating protocols. All of this will affect the Garden's annual budget, which we anticipate will face a revenue shortfall of, at a minimum, between $7 million and $10 million.

Our Work in 2020

COVID-impacted operations: Like every other organization in 2020, the Garden has had a challenging year. COVID-19 severely affected our business, which had set an all-time attendance record of 1.2 million visits the previous year. We were closed for three months, from mid-March to mid-June, and reopened with new operating requirements in place designed to keep our staff and visitors safe. Throughout the pandemic, we have been guided by four basic principles: We will keep people safe; we will do the least possible harm to our people and our Garden; we will remain fiscally sound, and we will do things differently. Compared to last year, our attendance is down by about 50 percent and we expect that situation to last through the end of the year. Due to the COVID-19 pandemic, the Garden is anticipating between a $7 million and $10 million revenue shortfall. To address this shortfall, we implemented cuts to non-personnel operating costs, reallocated 2019 earned revenue earmarked for our endowment, and made reductions to staff compensation and staffing levels. We limited those reductions to the minimum necessary and, as we reopened, restored positions and hours as we could. We anticipate that the state's Phase 4 COVID-19 recovery plan will remain in place throughout 2021, and we are planning our year accordingly, with our attendance target at 50 percent of its record level in 2019.

Commitment to racial justice and equity: The Garden stands firm in its opposition to systemic and institutional racism. We passionately believe that Black lives matter. We recognize that people of color often feel unwelcome in public spaces, including gardens, forest preserves, and parks. The Garden acknowledges that we can do more to address systemic and institutional racism within our own organization. We recommit to live our mission and values as we strive to make the Garden a welcoming place for everyone.

Earlier this year, the Garden established a formal diversity, equity, inclusion, and access staff initiative that will help us become the anti-racist organization we aim to be. This effort works alongside the Garden's Board work on diversity through the Facing Change project, facilitated by the American Alliance of Museums.

Admission fee authorization: At the June board meeting, the Forest Preserves Commissioners voted to grant the Garden the authority to begin collecting an admission fee, which we anticipate will begin in 2022. This approval is a significant step in our journey to ensure that the Garden will be able to secure a steady source of revenue to fund its annual operating budget, protect its living collections, and maintain a high-quality experience for visitors for years to come. The change to a per-person fee brings the Garden in line with practices at other large museums and arboretums in Chicago, as well as other botanical gardens across the U.S. We understand the importance of maintaining access to the Garden through a variety of means and will offer 52 free days a year. As part of the plan to ease access into the Garden, a Welcome Plaza project is under design, including a picnic pavilion, which is expected to be complete by early 2022.

Work with the state of Illinois: As part of its fiscal year 2021 budget, the Illinois General Assembly reappropriated $100,000 to the Chicago Botanic Garden for general infrastructure that was originally included in the previous year's budget. Early in 2020, the Garden received two grant payments for long-completed projects as part of the Department of Natural Resources' Capital Museum grants program for $1.5 million.

Work with Congress and the federal government: The Garden worked to be included in the House of Representatives' Interior, Environment, and Related Agencies Appropriation bill language supporting Plant Conservation Activities and Botanical Science Expertise, which passed earlier this summer. The bill states its expectations of the Bureau of Land Management to lead the interagency Native Plant Materials Development program, the Seeds of Success program, the Plant Conservation Alliance, and several regional native plant materials development programs. The bill also calls to continue support for the implementation of the national seed strategy. This language states concern and the need to incorporate the perspective and knowledge of botanists in land management and restoration decision-making. This scientific input is necessary to the effective development of approaches that incorporate meaningful consideration of how best to create thriving habitats, ameliorate the impact of invasive species, and preserve lands for multiple-use missions.

A primary achievement encourages the U.S. Interior Secretary to establish a chief botanist in the U.S. Fish and Wildlife Service, National Park Service, Bureau of Land Management, and U.S. Geological Survey.

In urban agriculture, the Garden was approved for a major government grant for our Windy City Harvest program. These funds will support Windy City Harvest's staff, trainees, farm supplies, and data analyst, who will help operationalize a new database and identify key program impacts. This funding also supports Windy City Harvest Corps, which employs 30 to 40 justice-involved individuals and veterans in closely mentored, full-time, paid transitional jobs and supports them in finding full-time, long-term employment each year.

Work in the North Lawndale community through the Garden's Farm on Ogden: Despite COVID-19, all of the Garden's 17 urban farms continued to operate throughout the pandemic. In early March, Windy City Harvest shifted its VeggieRx operations to include contactless delivery and online cooking and nutrition demos. Garden staff are distributing roughly 175 bags of vegetables a week (125 more than originally anticipated) to food-insecure patients with diet-related diseases. Since the beginning of the pandemic, Windy City Harvest has distributed more than 4,000 bags.

The retail operation at the Farm on Ogden, located at 3555 W. Ogden, has remained open throughout the pandemic, creating one of the few access points for fresh fruit and vegetables in North Lawndale. Summer youth programming ran with reduced numbers in line with COVID-19 operating requirements. Returning citizens in the Corps program supported all sides, including the Farm on Ogden, Rodeo Farm, the McCormick Place rooftop, and Legends Farm in Bronzeville and in Washington Park. The Garden continues to donate produce to food pantries and has resumed distribution to private sellers via Midwest Foods.

COVID-19 impact on the Science Career Continuum (SCC): This Garden program serves Chicago Public Schools middle- and high-school students in an effort to prepare a new generation of scientists who have the education and training needed to address the environmental and conservation challenges of our time. The Garden offers internships and mentoring for college and graduate students. With the pandemic, the Garden canceled the annual spring break trip and made plans to move the summer program online. With funds budgeted for transportation, the Garden purchase new laptops and Wi-Fi signal boosters so that students could participate in SCC from home. Along with the change in program delivery to be entirely online, the Garden adjusted content to focus on climate change and climate justice, introduced more outside speakers on Zoom calls, included weekly lessons on life skills and strategies for success beyond high school, and continued using culturally responsive teaching practices to sustain a safe and inclusive learning environment throughout the summer. For final projects, students gave online presentations of their research on different ways climate change is impacting the environment and having a disproportionately harmful effect on low-income residents and people of color. The program had nearly perfect attendance of 46 students this summer, which was slightly lower in comparison to previous years.

Highlights from 2019

Collaborative work with the Forest Preserves: As part of an effort to conserve and reestablish threatened species, the Garden has collected plant material to be used for propagation of hazelnut *(Corylus americana)*, northern bush honeysuckle *(Diervilla lonicera),* and American plum *(Prunus americana)* from various Forest Preserves sites. The northern bush honeysuckle have propagated and can be used for restoration efforts at Harms Woods. Garden scientists and graduate students also continued research on priority rare species identified by Forest Preserves ecologists, including scarlet Indian paintbrush *(Castilleja coccinea)* and woolly milkweed (Asclepias lanuginosa). The goal of this research is to understand how to reverse population declines at Forest Preserves sites. Garden scientists also worked with Forest Preserves ecologists to establish experiments at Bartel Grassland, Turnbull Woods, LaGrange Woods, and Possum Hollow Woods to inform efforts to more efficiently and effectively manage and restore native plant diversity to degraded sites. The Garden's science department is also collaborating with the Garden's Windy City Harvest team to trial an approach to produce seeds of native species needed for restoration efforts at Forest Preserves sites. Seeds for this work came from the Garden's Dixon National Tallgrass Prairie Seedbank, were propagated by Garden nursery staff, and are being planted at multiple Windy City Harvest sites. In future years, seed harvested from these plants will be shared with Forest Preserves staff to support ongoing restoration efforts.

The Garden also worked with Forest Preserves ecologists in plant identification. We also shared more than 30 pounds of diverse, wild-collected seeds from the Garden's McDonald Woods for use at the Forest Preserves' Turnbull Woods. Through the Garden's rare plant monitoring project, Plants of Concern, we help monitor 58 rare species at Forest Preserves sites.

The Garden's Learning and Engagement team continues to work with the Forest Preserves with both the Garden's Budburst program and the Forest Preserves' Conservation@ Home program. The Garden planted three nativar gardens at Forest Preserves nature centers. This year, we had hoped to distribute EcoFlora backpacks at six campsite locations, but distribution has been delayed until spring 2021. The Garden is also expanding our new milkweeds and monarchs project in collaboration with the Forest Preserves' Conservation@Home program. Also, with Commissioner Kevin Morrison's Virtual

Outdoors event this summer, the Garden teamed up to create a live event, showing how to collect data as part of the Garden's Budburst program.

Finally, throughout 2019, in an effort to create a permanent funding increase for the Forest Preserves, the Garden continued to work to build support for the open space needs of the county and communicate to the public at large the importance of the Forest Preserves to the health and well-being of the region. The Garden worked with the Forest Preserves to encourage its Board of Commissioners to place a referendum on the ballot in March 2020. This effort would have asked voters to approve a property tax increase that supports the Forest Preserves, the Brookfield Zoo, and the Garden, but the initiative ultimately was not successful.

Growing the Garden's audience and revenue: We continue to make the Garden a four-season destination, with the debut of Lightscape, our signature winter event. This after-dark, illuminated trail helped bring thousands of visitors and new members to the Garden to make 2019 a record-breaking year for membership and attendance. More than 175,000 people attended—20 percent of whom were first-time visitors to the Garden. Lightscape, and other programs such as the pollinator-focused Bees & Beyond, helped propel attendance to a record 1.275 million visitors, up 22 percent from 2018. In addition, the Garden completed its ten-year "Keep Growing" capital and endowment campaign, which modernized and improved the Garden, raising $140 million, including $44.9 million in endowment.

Negaunee Institute named: The new name of the Garden's science program, the Negaunee Institute for Plant Conservation Science and Action, reflects the Garden's standing as a leader in plant conservation science. The gift from the Negaunee Foundation supports scientist and staff positions, our joint graduate program in plant biology and conservation with Northwestern University, and future collaborative research with other peer organizations such as the Field Museum.

Negaunee Institute scientists and students in the Garden's joint graduate program in plant biology and conversation with Northwestern University have focused on analysis and publication of existing data and submitted grant proposals for future work. This work was featured in publications, including *Restoration Ecology,* on the most effective approaches for producing and using genetically diverse seed in a restoration, and in *Conservation Biology* on applying the zoo model to the conservation of threatened exceptional plant species.

Notable recognition: The Garden achieved widespread recognition for its conservation science work in 2019. Our scientists published research on prairie plants in the *Proceedings of the National Academy of Sciences,* one of the world's most-cited and comprehensive scientific journals, and on green plant evolution in the prestigious journal *Nature.*

Kay Havens, Ph.D., senior director of ecology and conservation at the Negaunee Institute, was named by *Crain's Chicago Business* as one of Crain's Notable Women in STEM (Science, Technology, Engineering, Mathematics).

The Garden became accredited by Botanic Gardens Conservation International as an Advanced Conservation Practitioner. This is the highest level of accreditation by BGCI and recognizes excellence and international leadership in plant conservation, practice, and education.

In 2019, the Chicago Neighborhood Development Awards (CNDA) honored the Farm on Ogden, a joint project between the Chicago Botanic Garden and the Lawndale Christian Health Center to support and sustain a healthy urban community. Lawndale Christian Health Center (LCHC) won the CNDA's Richard H. Driehaus Foundation Award for Outstanding Non-Profit Neighborhood Real Estate Project for contributing "significantly to the enhancement of the community" through the Farm on Ogden. Windy City Harvest, in partnership with LCHC, manages the multiuse facility.

The Garden's Science Career Continuum program received a prestigious presidential award of excellence from the White House for mentoring students in environmental STEM subjects in 2019.

Garden improvements and rare plant highlights: While the Garden was closed earlier this year, the horticulture team worked in the nursery to pot up 750 bare-root roses and 1,185 perennials. In addition, the team fertilized 2,000 woody plants in containers and sited more than 500 new plantings of trees and shrubs throughout the Garden. Other work included redoing the North Stairs in the Regenstein Center, the completion of a crevice garden in the Farwell Landscape Garden, and the planting of American lindens to replace invasive European alders that were removed from the Lakeside Garden, which was damaged by the polar vortex last winter. Last fall, North Shore Gas made repairs along the East Road, increasing the Garden's capacity and better supplying the new greenhouses.

Improvements to the Garden campus continue with ongoing work, despite flooding this spring, to build the Mitsuzo and Kyoko Shida Evaluation Garden. This new garden will include restoring more than a quarter of a mile of shoreline and raising the road. Concrete footings for the crabapple tunnels have been installed.

The ghost orchid bloomed for the first time in the Mildred Plant Orchidarium. The Garden is one of the few institutions in the world to have the plant, which is part of the Garden's conservation and education initiatives. Several corpse flowers in our Amorphophallus collection recently bloomed as well.

Conclusion: None of the Garden's work would have been possible without the support, encouragement, and leadership of our longtime partner, the Forest Preserves. We are deeply thankful for the Preserves' commitment to every aspect of our great Garden of today and even greater Garden of tomorrow. Together, we shall work to meet the challenge of sharing our Garden and its work with even more people throughout Cook
County and beyond. Chicago Botanic Garden

POSSIBLE CHALLENGES IN 2021

- **Financial risks:** Ongoing impact of COVID-19 operating restrictions include loss of earned revenue, loss of attendance, increased operating costs, rising employee health-care expenses, and continued declines in financial support from government. Additionally, we anticipate turnover of long-serving employees in the coming years.

- **Site-related risks:** At the Garden, there are a number of site-related risks, including numerous negative impacts from invasive exotic organisms and soil-related issues. Examples of the former include zebra mussels (which require ongoing monitoring and repairs to irrigation systems and pumps), boxwood blight (the local appearance of which necessitated establishing protocols banning boxwood from being brought on-site, and quarantine procedures for our living collections), and numerous species of invasive plants (including purple loosestrife, buckthorn, and garlic mustard) that threaten all of our cultivated and natural areas. Examples of the latter include Southern blight and Phytophthora, naturally occurring soil pathogens that are becoming more virulent with our warming climate. We also suffer from soil issues that stem, in part, from original site construction and heavy visitor traffic. These include water retention, soil compaction, and a depauperate soil microorganism community. All increase the need for costly plant health care intervention and replacement plants. At our 17 remote Windy City Harvest locations in Chicago and North Chicago, we are monitoring the impacts of COVID-19 and ongoing unrest related to social justice demonstrations.

- **Traffic, deferred and preventive maintenance needs:** These include the serious ongoing traffic safety hazard, which on busy days can occur from the Garden's Lake Cook Road entrance to all the way onto the northbound lane of the Edens Expressway before the exit ramp. The Garden's potable water system requires improvements to allow for water to be rerouted throughout the entire campus if a supply line break were to occur. The Garden continues to address repairs to deteriorated roads, paths, parking lots, and garden structures such as fences, walls, arbors, and masonry features. We are currently developing both short- and long-term strategies to fund those needs, as well as for expansion of overburdened restroom facilities, and repairs to public greenhouse and building systems, envelopes, and infrastructure that have exceeded their expected lifespan.

- **Natural disaster/extreme weather conditions:** These conditions can cause damage to facilities and the living collections; and human safety, business, residual risk issues. Extreme weather conditions including tornadoes, floods, droughts, and life-threatening cold are an increasing concern. Recent flooding incidents caused potential health issues, required the replacement of thousands of drowned plants, exacerbated shoreline erosion, damaged infrastructure (such as walls, bulkheads, paths and roadways), and forced the closing of the Garden, which resulted in the loss of revenue. In the last several years, the Garden has experienced more adverse weather, which has had a negative impact on physical plant, general attendance, and admission to special events.

- **Information systems risks:** These include those resulting from comprehensive information systems interruption and/or failure, the loss or breaching of information (member, donor, student, customer, etc.) obtained via the increasing use of online activities, and residual risk (negative publicity and damage to reputation).

- **Food safety risks:** These include food-borne illnesses resulting from produce grown or distributed via Garden activities (Windy City Harvest and the Fruit & Vegetable Garden) or illnesses resulting from consumption of toxic plants on the Garden grounds would be problematic. Injuries to visitors resulting from outdoor hazards (such as trips and falls) are an ongoing concern.

CHICAGO BOTANIC GARDEN
2021 GOALS

The Chicago Botanic Garden's 2021 goals align with our Strategic Plan 2019-2023, and reflect the reality of the COVID-19 pandemic.

Our mission — we cultivate the power of plants to sustain and enrich life — is evergreen, and the core experience — our Garden in Glencoe — is the foundation from which all else builds. Our long-term ambition is to be globally recognized for the role our Garden and its plant-based learning experiences play in shaping how people value, perceive, and care for the environment. Our opportunity is to take our core product — the Garden and its plant-based learning experiences — to a broader audience. As important, the defining characteristic across all our work is the quality of our products, services, and visitor experience. In updating our strategy, we are guided by the Garden's long-standing, core beliefs:

- People live better, healthier lives when they can create, care for, and enjoy gardens and green space.
- Beautiful gardens and natural environments are fundamentally important to the mental and physical well-being of all people.
- The future of life on Earth depends on how well we understand, value, and protect plants, other wildlife, and the natural habitats that sustain our world.

In order to complete our strategic plan, we are guided by five strategic imperatives, from which we derive annual operating plans:

- Elevate, leverage, and sustain the beauty of our Garden to ensure that it is a vibrant, thriving cultural institution for future generations.
- Advance the Garden's role as a leading center for learning in plant science and conservation, horticulture, and education, shaping the way individuals and communities value, perceive, and care for the environment.
- Expand the Garden's reach to engage more people in the full breadth and depth of our work
- Make certain that our people and our processes are capable of meeting the needs of a large, forward-thinking, and evolving organization.
- Grow and diversify revenue to secure our financial future.

The full strategic plan is posted on the Garden's website and can be found at **chicagobotanic.org/strategic_plan**

In 2021, we will continue to hold fast to the basic principles that have guided us throughout the pandemic:

- We will keep our staff, volunteers, and visitors safe.
- We will do the least possible harm to our people and our Garden.
- We will remain financially sound.
- We will do things differently.

2021 Goals

- Manage through the constraints of COVID-19, streamlining work and reducing costs as necessary while maintaining the core strength necessary to rebound and recover in 2022.
- Ensure safe operations under the State of Illinois' Phase 4 guidance and maintain ability to flex down or ramp up.
- Provide an outstanding and safe experience for 694,200 Garden visitors, which is 50% below 2019.
- Maintain and protect our living collection and natural areas.
- Complete construction of the Shida Evaluation Garden.
- Meet 35% MBE/WBE target on qualifying purchases.
- Maintain basic offerings at the School of the Botanic Garden, including adult education, Nature Preschool, and student programs.
- Host, at significantly reduced capacity, the Orchid Show, Night of 1,000 Jack-o'-Lanterns, and Lightscape.
- Maintain the full capacity of Windy City Harvest's 17 farms and target expansion with key regional partners.
- Continue development and implementation of Budburst, our community science project, in partnership with multiple organizations, including the Forest Preserves of Cook County.
- Continue research, academic programs, and an applied science agenda at the Garden's Negaunee Institute for Plant Science Conservation and Action.
- Prioritize actions necessary to make the Garden a more welcoming and inclusive institution for staff and visitors.

CHICAGO HORTICULTURAL SOCIETY
COMPARISON OF ESTIMATED REVENUE
AND AVAILABLE SOURCES FOR FISCAL YEAR BEGINNING JANUARY 1, 2020

Tax Revenue	FY 2020	FY 2021	% CHANGE
Gross Tax Levy for Chicago Horticulture Society	$8,948,070	$8,948,070	0.0%
Reserves for Deferred Collections & Refunds	(268,442)	(268,442)	0.0%
Personal Property Replacement Tax (PPRT)	253,150	253,150	0.0%
Reserves against PPRT	0	0	#DIV/0!
Total Tax Revenue	**$8,932,778**	**$8,932,778**	0.0%
Non-Tax Revenues			
Unrestricted Contributions	$5,005,891	$7,196,135	43.8%
Government Grants and Contracts	3,074,827	2,296,489	-25.3%
Membership	5,278,014	4,217,500	-20.1%
Parking	1,888,000	1,427,676	-24.4%
Restricted Program Contributions	2,615,447	4,587,136	75.4%
Sponsorships	1,325,000	815,000	-38.5%
Investment Income	3,136,171	3,170,769	1.1%
Education Fees	2,453,582	2,234,303	-8.9%
Visitor Program & Events	3,722,404	4,670,322	25.5%
Tram	206,000	147,000	-28.6%
Food Service Fees	524,000	346,430	-33.9%
Miscellaneous	220,000	261,880	19.0%
Total Non-Tax Revenue	**$29,449,336**	**$31,370,640**	6.5%
Total Tax and Non-Tax Revenues	***$38,382,114***	***$40,303,418***	
Total All Revenues	**$38,382,114**	**$40,303,418**	5.0%

CHICAGO HORTICULTURAL SOCIETY
BUDGETED EXPENDITURES AND OTHER USES
FOR FISCAL YEAR BEGINNING JANUARY 1, 2020

CATEGORY / DEPARTMENT	PERSONNEL SERVICES*	PROGRAM EXPENSES	TOTAL
Administration & Information Services	$2,316,964	$3,312,028	$5,628,992
Horticulture & Collections	5,414,244	498,705	5,912,949
Science & Conservation	3,625,156	1,130,108	4,755,264
Facilities & Planning	2,107,262	1,849,431	3,956,693
Communications	1,856,086	977,341	2,833,427
Institutional Advancement	2,707,891	360,824	3,068,715
Education	2,047,461	867,183	2,914,644
Visitor Services	3,442,917	4,274,620	7,717,537
Outreach/Community Programs	2,540,716	974,481	3,515,197
Major Repairs & Maintenance		0	0
Total	**$26,058,697**	**$14,244,721**	**$40,303,418**

* Includes Salary, Wages, & Benefits

$40,303,418

CHICAGO HORTICULTURAL SOCIETY PROGRAMS

ADMINISTRATION & INFORMATION SERVICES

DESCRIPTION	FY 2020 ESTIMATED ACTUALS	FY 2020 APPROPRIATION	FY 2021 RECOMMENDATION	DIFFERENCE INC./(DEC.)
Personnel Services				
Salaries and Wages	$1,778,715	$1,867,934	$1,890,316	22,382
Benefits	576,321	525,850	426,648	(99,202)
Total Personnel Services	**$2,355,036**	**$2,393,784**	**$2,316,964**	**($76,820)**
Program Expenses				
Operating Expenses	2,762,118	2,468,675	3,152,028	683,353
Equipment Expenses	175,583	160,000	160,000	0
Total Program Expenses	**$2,937,701**	**$2,628,675**	**$3,312,028**	**$683,353**
Program Total	**$5,292,737**	**$5,022,459**	**$5,628,992**	**$606,533**

HORTICULTURE & COLLECTIONS

DESCRIPTION	FY 2020 ESTIMATED ACTUALS	FY 2020 APPROPRIATION	FY 2021 RECOMMENDATION	DIFFERENCE INC./(DEC.)
Personnel Services				
Salaries and Wages	$3,849,925	$3,909,596	$4,066,673	157,077
Benefits	971,641	911,893	1,347,571	435,679
Total Personnel Services	**$4,821,566**	**$4,821,489**	**$5,414,244**	**$592,755**
Program Expenses				
Operating Expenses	1,173,462	1,270,885	445,174	(825,711)
Equipment Expenses	40,014	42,000	53,531	11,531
Total Program Expenses	**$1,213,476**	**$1,312,885**	**$498,705**	**($814,180)**
Program Total	**$6,035,042**	**$6,134,374**	**$5,912,949**	**($221,425)**

SCIENCE & CONSERVATION

DESCRIPTION	FY 2020 ESTIMATED ACTUALS	FY 2020 APPROPRIATION	FY 2021 RECOMMENDATION	DIFFERENCE INC./(DEC.)
Personnel Services				
Salaries and Wages	$2,957,410	$4,147,449	$2,868,975	(1,278,474)
Benefits	626,981	1,045,659	756,181	(289,478)
Total Personnel Services	**$3,584,391**	**$5,193,108**	**$3,625,156**	**($1,567,952)**

CHICAGO HORTICULTURAL SOCIETY PROGRAMS (CONT.)

FACILITIES & PLANNING

DESCRIPTION	FY 2020 ESTIMATED ACTUALS	FY 2020 APPROPRIATION	FY 2021 RECOMMENDATION	DIFFERENCE INC./(DEC.)
Personnel Services				
Salaries and Wages	$1,332,817	$1,787,247	$1,545,358	(241,889)
Benefits	424,780	474,726	561,904	87,178
Total Personnel Services	**$1,757,597**	**$2,261,973**	**$2,107,262**	**($154,711)**
Program Expenses				
Operating Expenses	1,762,661	1,690,762	1,828,331	137,569
Equipment Expenses	2,800	120,000	21,100	(98,900)
Total Program Expenses	**$1,765,461**	**$1,810,762**	**$1,849,431**	**$38,669**
Program Total	**$3,523,058**	**$4,072,735**	**$3,956,693**	**($116,042)**

COMMUNICATIONS

DESCRIPTION	FY 2020 ESTIMATED ACTUALS	FY 2020 APPROPRIATION	FY 2021 RECOMMENDATION	DIFFERENCE INC./(DEC.)
Personnel Services				
Salaries and Wages	$1,424,817	$1,430,894	$1,524,788	93,894
Benefits	30,892	401,658	331,298	(70,360)
Total Personnel Services	**$1,455,709**	**$1,832,552**	**$1,856,086**	**$23,534**
Program Expenses				
Operating Expenses	885,955	996,092	975,694	(20,398)
Equipment Expenses	0	0	1,647	1,647
Total Program Expenses	**$885,955**	**$996,092**	**$977,341**	**($18,751)**
Program Total	**$2,341,664**	**$2,828,644**	**$2,833,427**	**$4,783**

INSTITUTIONAL ADVANCEMENT

DESCRIPTION	FY 2020 ESTIMATED ACTUALS	FY 2020 APPROPRIATION	FY 2021 RECOMMENDATION	DIFFERENCE INC./(DEC.)
Personnel Services				
Salaries and Wages	$1,729,815	$2,053,626	$2,120,792	67,166
Benefits	414,282	545,669	587,099	41,430
Total Personnel Services	**$2,144,097**	**$2,599,294**	**$2,707,891**	**$108,597**
Program Expenses				
Operating Expenses	718,882	1,210,844	360,824	(850,020)
Equipment Expenses	0	0	0	0
Total Program Expenses	**$718,882**	**$1,210,844**	**$360,824**	**($850,020)**
Program Total	**$2,862,979**	**$3,810,138**	**$3,068,715**	**($741,423)**

CHICAGO HORTICULTURAL SOCIETY PROGRAMS (CONT.)

EDUCATION

DESCRIPTION	FY 2020 ESTIMATED ACTUALS	FY 2020 APPROPRIATION	FY 2021 RECOMMENDATION	DIFFERENCE INC./(DEC.)
Personnel Services				
Salaries and Wages	$1,483,593	$1,625,852	$1,614,829	(11,023)
Benefits	339,098	362,765	432,632	69,867
Total Personnel Services	**$1,822,691**	**$1,988,616**	**$2,047,461**	**$58,845**
Program Expenses				
Operating Expenses	1,432,812	542,136	845,683	303,547
Equipment Expenses	51,804	0	21,500	21,500
Total Program Expenses	**$1,484,616**	**$542,136**	**$867,183**	**$325,047**
Program Total	**$3,307,307**	**$2,530,752**	**$2,914,644**	**$383,892**

VISITOR SERVICES

DESCRIPTION	FY 2020 ESTIMATED ACTUALS	FY 2020 APPROPRIATION	FY 2021 RECOMMENDATION	DIFFERENCE INC./(DEC.)
Personnel Services				
Salaries and Wages	$1,849,114	$1,993,628	$2,100,219	106,591
Benefits	447,516	470,056	1,342,698	872,642
Total Personnel Services	**$2,296,630**	**$2,463,684**	**$3,442,917**	**$979,233**
Program Expenses				
Operating Expenses	3,871,284	1,737,062	4,257,809	2,520,747
Equipment Expenses	19,013	0	16,811	16,811
Total Program Expenses	**$3,890,297**	**$1,737,062**	**$4,274,620**	**$2,537,558**
Program Total	**$6,186,927**	**$4,200,746**	**$7,717,537**	**$3,516,791**

OUTREACH/COMMUNITY PROGRAMS

DESCRIPTION	FY 2020 ESTIMATED ACTUALS	FY 2020 APPROPRIATION	FY 2021 RECOMMENDATION	DIFFERENCE INC./(DEC.)
Personnel Services				
Salaries and Wages	$1,451,174	$1,725,006	$1,968,237	243,231
Benefits	371,399	365,322	572,479	207,157
Total Personnel Services	**$1,822,573**	**$2,090,327**	**$2,540,716**	**$450,389**
Program Expenses				
Operating Expenses	906,722	666,850	962,954	296,104
Equipment Expenses	4,136	0	11,527	11,527
Total Program Expenses	**$910,858**	**$666,850**	**$974,481**	**$307,631**

CHICAGO HORTICULTURAL SOCIETY PROGRAMS (CONT.)

BOTANIC GARDEN FUND

The District levies, collects and remits taxes to the Chicago Horticultural Society which operates the Botanic Garden on a 385 acre site. The District owns the land and facilities. The total 2021 estimated expenditures of the Botanic Garden Fund are projected to be $40.3 million. The Botanic Garden Fund's share of the 2021 tax levy appropriation represents approximately 22 percent of the total proposed 2021 tax levy appropriation for all funds.

Botanic Garden Summary of Appropriations

2017	2018	2019	2020	2021 Recommendation
36,257,319	37,854,937	37,767,737	38,382,114	40,303,418

Botanic Garden Summary of Tax Levies

2017	2018	2019	2020	2021 Recommendation
9,348,070	8,948,070	8,948,070	8,948,070	8,948,070

BOTANIC GARDEN ATTENDANCE

Year	Annual Attendance
2017	1,111,000
2018	1,046,000
2019	1,137,000
Projected 2020	645,000
Projected 2021	694,200

FOREST PRESERVES of Cook County

feel free

Supplementary Information

Chart of Accounts

This detailed description of classification and coding by object and purpose of account has been prepared to assist the departments in planning for appropriation request as guided by their individual needs and expenditure history. By appropriate fiscal planning, and use of these account descriptions, departments can best determine the allocation of resources and assist the Forest Preserve District of Cook County in accurately planning for the distribution of funds to all elements of the District.

The Department of Finance and Administration has prepared these descriptions to establish guidelines for account usage in the budgeting, accounting and purchasing functions. This Department and its staff will assist departments of the District with questions concerning the Chart of Accounts, or the guidelines, and can recommend placement of funding requests.

This Chart of Accounts offers a detailed description of classifications and coding by object and purpose of accounts as a guideline for appropriate account usage in budgeting functions for the Forest Preserve District of Cook County.

Budgetary Accounts

SALARIES AND WAGES

The category of accounts designated as Salaries and Wages include accounts from which payment is made for the District's employee expenses.

ORACLE	DESCRIPTION
501010	**Salaries and Wages:** Full Time amounts paid to permanent District employees as identified in the approved and adopted budget. This amount includes gross salary for personal services including authorized amounts which are components of the base salary.
501010	**Salaries and Wages (Part Time):** Amounts paid to part-time District employees as identified in the approved and adopted budget.
501610	**Health Insurance:** Payments made to providers of health care coverage on behalf of eligible District employees.
501590	**Life Insurance:** Payments made to carriers for life insurance coverage on behalf of eligible District employees.
501640	**Dental Care Plan:** Payments for insurance coverage on behalf of eligible District employees.
501690	**Vision Care Plan:** Payments for insurance coverage on behalf of eligible District employees.
501190	**Personnel Service Adjustment:** Estimated reserve amounts for anticipated salary and wage increases which may occur during the course of the fiscal year but are not.
501010	**Vacancy/Turnover Adjustment:** Amount calculated by the Finance and Administration Department to offset personnel expenses; estimated based upon a combination of historic and target vacancy rates.
501511	**Employer Medicare Tax Cont.:** Payments made to reimburse the cost of Medicare.
501836	**Employee Trans & Travel:** Payment of cost associated with the travel expenses of employees to other District facilities, work locations, training seminars and meetings. These costs may include reimbursement for automobile usage, public transportation or private carriers and are either a strict reimbursement for costs incurred or (in the instance of personal vehicle mileage) paid at a rate determined by the Federal government.
501660	**Unemployment Insurance:** Payments made to the State of Illinois to reimburse the cost of employment benefits made to eligible former District employees.

PROFESSIONAL CONTRACTUAL SERVICES

The category of accounts designed as Professional Contractual Services includes accounts funded for payment of services that by their nature can be performed only by persons or firms with specialized skills and knowledge.

Included are services that support the various policy-making and managerial activities of the District, professional services supporting various District facilities, and services that are not regarded as professional but that require basic scientific knowledge or specialized skills. Expenditures for operation, maintenance and repair of equipment or facilities are not included in these categories.

ORACLE	DESCRIPTION
520000	**Contractual Services:** Expenditures for general specialized services including Intergovernmental Services.
521054	**Legal Services:** Charges for the services of law firms or attorneys to represent or advise the District in matters relating to labor law, statutory compliance and union negotiation.
521054	**Legal Services:** Charges for the services of law firms or attorneys to represent or advise the District in matters relating to labor law, statutory compliance and union negotiation.
520894	**Annual Reports/Audit:** Fees paid to outside auditors for the performance of the District's financial annual audit, as well as other possible one-time audits for grants, etc.
501805	**Professional Training:** Payments for training of District employees including classes, seminars etc. related to staff functions.
520830	**Other Professional Services:** Charges for general specialized services that are not part of the regular contractual services.
521313	**Ecological Stewardship:** Expenses related to management of the Volunteer Resources Stewardship program.
521313	**Restoration Intern Program:** Hiring of interns for ecological management.
521313	**Mighty Acorn (YELAR):** Funds set aside for the MIGHTY ACORN project educational program.
521313	**Next Gen. Youth Ambassadors (YELAR):** Funds set aside for the Next Generation Youth Ambassadors project educational program.
521313	**YELARY-Youth Education L/Acquisition:** Funds from license fees that are set aside for Youth Education, Land Acquisition and Restoration.
521313	**Grant Match Funding:** Funds set aside to match grants.
521313	**Certified Arborist Training:** Payments for professional training and certification of resource management staff responsible for tree care.
521313	**Volunteer Resources Program:** Expenditure for support of volunteer program.
521313	**Wildlife Management Program:** Payments for projects involving observation and management of wild animals.
521313	**Fisheries Management Program:** Payments for projects involving fish management.

521313	**Resource Ecology Program:** Expenditures for resource ecology.
521313	**Trails Management Program:** Payments for projects regarding trails maintenance and management initiatives.
521313	**Special Events & Special Programs:** Expenditure for materials and supplies needed for festivals and programs.
520830	**General Consulting Services:** Payments for Habitat enhancement projects.
520830	**Law Enforcement Pre-Employment Processing:** Expenditures related to screening candidates for employment in Law Enforcement.
520675	**Security Contract Services:** Professional service contract for off-duty security.
521313	**Conservation Corps Program**: Expenditures related to the administration of the Conservation Corp.
520830	**Permit Services Contract:** Expenditures related to picnic and other event permit services.
520490	**Printing:** Expenditures for printing and publishing of District records such as bound volumes of Board Proceedings, printing of forms, stationery, business cards, stamps, seals and labels. Expenditures for print advertising should not be charged to this account.
520490	**Publication:** Volunteer Steward program, advertising and promotions.
520490	**Stationery and Office Forms:** Payments for purchases related to off-the-shelf forms, and stationery needed for official duties.
501790	**Dues and Subscriptions:** Charges for professional membership dues and subscriptions to newspapers and magazines.
520610	**Special Events & Special Programs:** Expenditure for materials and supplies needed for festivals and programs.
520610	**Publications, Advertising and Promotion:** Expenditures for the publishing of District bids and promotion of special events.

MATERIALS AND SUPPLIES

These accounts represent line item expenses related to office support materials, and those items needed for the maintenance of the building such as water, plumbing, heating, electrical supply and other sundry items. These are not the actual utility cost but those things needed for the upkeep.

ORACLE	DESCRIPTION
530188	**Capital Maintenance Outlays:** Expenditures for toilet facilities products and other materials and supplies.
530605	**Office Supplies:** Payments for work related office supplies utilized by employees of the District.
531670	**Computer Supplies:** Payments for purchases related to computers and computer supplies.
520260	**Postage:** Cost of United States postage stamps for general office and institutional use, including postage meter setting payments, stamped envelopes, stamped post cards, postal permit deposits, overnight/ express mail and postal registry.
530790	**Medical Supplies:** Payments for medical supplies and first aid kits mandated by EPA, USDA and other regulatory authorities.
530228	**Materials and Supplies:** Payments for office support materials.
530259	**Chemical Supplies:** Payments for the chemicals used for pool maintenance and herbicides for invasive species management.
530259	**Janitorial Supplies:** Payments for toilet paper and other cleaning supplies for the District's rest rooms.
530188	**Plumbing/Electrical/Heating:** Payments for the materials and supplies used for plumbing, electrical, and heating activities.
530259	**Propane Gas and Heating:** Payments for propane gas.
530259	**Nature Center Supplies:** Payments related to the supplies used to manage the operations of the Nature Centers.
530259	**Campground Program Supplies:** Payments related to the supplies used to manage the operations of the Campgrounds.
530228	**Other Materials and Supplies:** Charges for other items which do not fit other categories and/or expenditures anticipated to be too small to warrant their own category.
530228	**ID Cards and Film:** Charges for materials and supplies for employee and patron identification cards.
530105	**Uniforms:** Expenditures for purchases related to uniforms to be worn by employees of the District who need them in order to perform their tasks.

530188	**Engineering Equipment and Supplies:** Payments for supplies and equipment used for engineering purposes.
540130	**Office Equipment & Fixtures:** Payments for professionally performed repairs on the District's equipment.
531670	**Computer Supplies & Services:** Payments for purchases related to computers and computer software and licenses.
540129	**Equipment Purchases & Repairs:** Charges for costs related to purchasing and repairing District equipment.
540350	**Building Repair Services:** Charges for the cost of repairing District buildings.
530259	**Resident Watchman Facilities Contractual Services:** Professional services to repair Resident Watchman facilities.
530228	**Resident Watchman Buildings and Supplies:** Materials and supplies purchased for staff to repair Resident Watchman facilities.

UTILITIES

These accounts are used to track the line item expenditures set aside for the payment of utility bills, various governmental and publicly-regulated utilities. It also includes expenses for repairing utility-related equipment.

ORACLE	DESCRIPTION
540022	**Electricity and Natural Gas - Electricity:** Charges made by utility companies to provide electric and gas services to District facilities. The cost of special wiring or equipment installed and maintained by these companies should be charged to appropriate accounts in the same manner as such services or equipment would be charged if provided by any other contractor or vendor.
540028	**Electricity and Natural Gas – Natural Gas:** Charges made by utility companies to provide electric and gas services to District facilities. The cost of special wiring or equipment installed and maintained by these companies should be charged to appropriate accounts in the same manner as such services or equipment would be charged if provided by any other contractor or vendor.
540010	**Gas & Oil for Auto & Equip.:** Payments related to District-wide consumption of gas and oil for vehicles and heavy machinery, as well as equipment such as gas tanks.
520150	**Telephone Services:** Expenditures for telephone services of the District.
540016	**Water/Sanitary Services:** Charges for water and sewer services for District facilities.
520050	**Refuse Disposal:** Payments for refuse pick-up and disposal throughout the District.

SELF INSURANCE AND EMPLOYEE BENEFITS

These categories are used to identify the District's self-insured obligations.

ORACLE	DESCRIPTION
580140	**Self Insurance:** Insurance charges related to the District's self-insurance program.
580110	**Workman Compensation Claims/Judgment:** Payments of Temporary Total Disability Benefits to employees for work related injuries, payments to medical providers, and payments of awards or settlements mandated by the Industrial Commission of the State of Illinois.

EQUIPMENT AND FIXTURES

This account category represents payments related to depreciable fixed assets.

ORACLE	DESCRIPTION
530605	**Office Equipment & Furniture:** Charges for small office equipment.
540129	**Equipment Maintenance Service:** Charges for the maintenance and repair of office equipment such as copiers and similar office equipment. The costs may include any charges for usage, parts, labor, travel, etc., as billed by the vendor or provider of the maintenance or repair service. Charges for accessories, non-replacement parts or "upgrade" purchased from any supplier or vendor, which include or exclude installation, should not be charged to this account but to the appropriate supply or equipment account.
530259	**Equipment & Tools:** Charges for the acquisition of new tools and new equipment.
540250	**Equipment & Vehicle Modifications:** Charges for the acquisition of new vehicles/new equipment & modifications of existing vehicles & equipment.
540250	**Vehicle Licenses & Registration:** Charges for the licensing of existing District vehicles and for those planned new vehicles.
540250	**Equipment Supplies & Maintenance Service:** Expenditures related to professional services on the maintenance of existing equipment and the supplies needed for the effective functionality of District vehicles.
530259	**Police Supply & Equipment Services:** Payments for radio maintenance.

BUILDING AND CONSTRUCTION

This account category is used to affect expenditures related to non-depreciable long-term assets, and the repairs affecting those assets.

ORACLE	DESCRIPTION
560105	**Buildings:** Payment for construction and maintenance of building structures.
520830	**General Consulting Services:** Funds set aside for the acquisition of specialized skills from vendors with those capabilities.
521313	**Habitat Enhancement:** Payments for the maintenance, restoration and rehabilitation of wildlife habitats and natural landscapes.
560019	**Neighborhood Space:** Planned expenditures for Intergovernmental projects.
560105	**Buildings & Facilities:** Charges for the cost of renovating, upgrading or constructing District buildings and facilities.
560019	**Site Amenities:** Payments for fences, gates and concrete units; parking projects; sewer & water lines; and site identification/signage.
560019	**Trails:** Planned expenditures for the construction of new and existing trails systems, bridges and culverts.

CAPITAL EXPENDITURES

These accounts are used for payment of Real Estate expenditures.

ORACLE	DESCRIPTION
560010	**Land Acquisition:** Payments for the acquisition of new land.
560010	**Land Acquisition Professional Services:** Fees paid to independent appraisers and court costs associated with the acquisition of land.
560010	**Land Acquisition Property Tax**

OTHER EXPENSES

This category is used to manage payments related to appropriation adjustment, payment of costs associated with the travel expense of employees to other County facilities, work locations, training seminars and meetings. These costs may include reimbursement for automobile usage, public transportation or private carriers and are paid at a rate determined by the Department of Finance and Administration.

ORACLE	DESCRIPTION
700005	**Intergovernmental Services:** Various small intergovernmental expenditures.
700005	**Office of Inspector General:** Inspector General Expenditures.
700005	**State's Attorney Service**
700005	**Intergovernmental Affairs:** Intergovernmental Affairs Expenditures.
700005	**Board Secretary Services:** Board Secretary Services Expenditures.
700005	**Bureau of Technology:** Charges for IT administrative support, network connectivity, telecommunications and Internet services.
700005	**Copy Equipment Rental:** Charges for copiers, scanning and fax equipment.
700005	**Office Rental – 69 W Washington:** Operating expense charges for administrative office space at 69 West Washington for Legal, Finance and the Office of the General Superintendent.
700005	**UIC Extension:** Funding for programs run through a partnership with the University of Illinois-Chicago Agricultural Extension Office.
700005	**911 Telecommunications:** Charges for emergency communications services.
700005	**Office Rental – 1140 Lake St:** Operating expense charges for administrative office space at 1140 Lake Street for Conservation & Experiential Program.
700005	**Forest Preserve Foundation:** Partnership Agreement payment.
700005	**Board of Commissioners' Services**
700005	**Internal Audit:** Internal Audit Expenditures.

Glossary

Appropriation An amount of money in the budget, authorized by the Forest Preserve District's Board of Commissioners, for expenditure by departments for a specific purpose. Appropriations are made by account group within each department and fund.

Assessed Valuation The value placed on all taxable property within the boundaries of Cook County. The Assessed Valuation is used as the basis for computing the Property Tax Levy.

Bonded Debt The portion of an issuer's total indebtedness represented by outstanding bonds.

Bond The document or documents representing action of the issuer authorizing the Resolution issuance and sale of general obligation bonds.

Budget A plan of financial operations embodying an estimate of proposed expenditures and revenues for a period of twelve (12) months.

Corporate Fund A fund used to account for resources other than those accounted for in other funds.

Debt Service The payment of principal and interest on borrowed funds. The District has debt service for general obligation bonds and Cook County Tender Note Program.

Encumbrances Commitments related to unperformed (executory) contracts for goods and services.

Equalizer The equalizer for the County is the ratio of the state-mandated assessment level to the median level of assessment for the County for the preceding three years as determined by the Illinois Department of Revenue.

Equalized Value The assessed value of the property multiplied by the equalizer Assessed gives the Equalized Assessed Value. The Equalized Assessed Value is the property tax base.

Fiscal Year (FY) In the Forest Preserve District, the fiscal year is January 1 through December 31.

Full-Time Equivalent (FTE) A part-time position converted to the decimal equivalent of a full-time position upon 2,080 hours of work per year. For example, a part-time naturalist aide working 20 hours per week would be equivalent to half of a full-time position.

Fund An independent accounting entity containing self-balancing accounts used to record revenue and expenditures.

Fund Balance The difference between revenue and expenditures. A negative fund balance is sometimes referred to as a deficit.

General Fund	See Corporate Fund.
Non-Personnel	Expenditures within this classification are included with budgetary Service accounts 520830 thru 700005.
Personnel Service	Expenditures within this classification are included with budgetary accounts 501020 thru 501700. Expenditures included are cost related to salaries, wages, benefits and other personnel costs.
Property Tax	A tax levied on the equalized assessed value of real property in Cook County. The Tax is collected by Cook County with assistance from the Illinois Department of Revenue. Authorization for the Forest Preserve property tax occurs through annual appropriation.
Revenues	Amount of monies collected from taxes, fines and fees for the purpose of financing governmental operations and services.
Tax Levy	Amount of estimated revenue to be generated from the property tax that will be used to finance government operations and services.
Tax Rate	The rate that will be necessary to generate the amount of revenue from property tax levies. The rate will be levied for each $100 of assessed valuation.

Revenue Glossary

Aerial Adventure	Lease fee from Go Ape for the operation of the aerial adventure and zip-line course at Bemis Woods South.
Aquatic Center Concessions	Revenue collected from the sale of various items at the aquatic center concession stands.
Bicycle Rental	Revenue received from a monthly lease payment and percentage of sales for Bike and Roll Chicago for installed bicycle rental kiosks at five (5) locations along the North Branch Trail and Dan Ryan Woods. Additional locations added in 2016.
Billy Casper Golf	Billy Casper Golf Management operates, manages and collects fees at the FPCC's ten (10) golf courses and four (4) driving ranges.
Boat House Concessions	Monthly lease payments received from T&M Lakes, REI and Chicago Canoe and Kayak in exchange for operating the Busse Woods, Maple lake, Sagawau Lake and Tampier Boat Houses.
Campgrounds	Rental fees are for: cabins, tent pads and RV locations per night (5 camp ground sites) and banquet hall at Camp Reinberg.
Camp Ground Concessions	Operated by Billy Casper Golf campground concessions include: grab and go offering snacks and drinks, camping equipment sales and rentals, fishing equipment, and firewood.
Chicago Canoe & Kayak	Revenue collected from the monthly lease payments for Chicago Canoe and Kayak to operate canoe and kayak rentals at Skokie Lagoons and Busse Woods.
Cross-Country Skiing	Fees for rental of equipment (ski boots, ski poles and skis).
Dog Fees	Off-Leash Dog Area fees collected at Beck Lake, Bremen Grove, and Miller Meadow for letting visitors to allow their dogs to enjoy the preserves without a leash. All fees collected are used for capital improvements and procuring supplies for the off-leash dog areas.
Stable Fees	Revenue collected from the vendor at Glen Grove for leasing of the equestrian stable in Morton Grove. Glen Grove pays the FPCC a flat monthly rate in exchange for the leasing of the FPCC's stable.
Horse Fees	Equestrian tag and membership fees collected for the purposes of patrons riding their horses along FPCC trails. All fees collected are used for capital improvements and procuring supplies to improve trails and installing equestrian hitching posts.
Ice Cream Vendors	Revenue collected from the annual permits given to third party ice cream vendors to sell ice cream on FPCC property.
License Agreements	The fee for licenses issued under Ordinance No. 05-0-12-07-03 that is determined by multiplying the acres used by the cost per acre. All fees due are paid in a lump- sum up-front one-time payment.
Mobile Food Concessions	Revenue received from vendors that operate mobile concessions within the District at high volume locations.

Nature Center Program Fees	Nature Centers charge a nominal fee averaging between one and five dollars for specific program fees.
Oak Park Tennis	Bi-annual fee collected in exchange for the Oak Park Tennis Center to operate the tennis facility at Cummings Square in River Forest.
Pavilions & Facilities	Facility rental fees collected from five indoor rental locations, the Mathew Bieszczat Volunteer Resource Center, Thatcher Pavilion, and Dan Ryan Pavilion; along with two additional spaces, Swallow Cliff and Rolling Knolls which will be in service for 2016.
Permit Fees	Fees collected from patrons for the use of FPCC land, athletics fields and other special event activities.
Aquatic Center Fees	Admission to the three (3) FPCC aquatic centers, fees can vary between seasonal passes and individual day admission.
Snowmobile	Snowmobile decal fees collected to allow patrons to snowmobile at five (5) designated locations throughout the FPCC during the winter months.
Recreation Vendors	Revenue received from recreation instructors that perform classes on District property.
Pay & Display	Revenue received from daily commuter parking at FPCC facilities.

Major Funds Glossary

Corporate

The Corporate Fund is the District's general operating fund. It supports the various departments and other District operations and services. The majority of the tax receipts received by the District, excluding receipts for the Brookfield Zoo and Chicago Botanic Garden, and almost all non-tax revenues go into this fund.

Construction and Development

The Construction and Development Fund is established to account for annual tax levies and certain other revenues to be used for the acquisition or construction of major capital facilities. The proceeds of taxes levied must be expended over a five-year period and any unspent proceeds at the end of the five-year period are transferred to the Corporate Fund.

Capital Improvement

The Capital Improvement Fund accounts for all capital expenditures of the District that are funded by debt or other financing sources and that are not related to land acquisitions or accounted for in another fund.

Real Estate Acquisition

The Real Estate Acquisition Fund accounts for the District's land acquisition program. Sources available for appropriations for this fund are derived from debt proceeds, contributions and grants. The District does not levy taxes for land acquisition. Only expenses directly related to the acquisition of land are charged to this fund.

Resident Watchman

The Resident Watchman Fund is the fund which allocates revenues collected from the Resident Watchman program to the maintenance and improvements of the District's Resident Watchman Facilities.

Bond and Interest

The debt service and corresponding tax levy for this fund is for scheduled debt service payments for the 2004 and 2012 Series bonds. A tax levy pledge of approximately $4 million for Personal Property Replacement Tax (PPRT) - backed bonds will be abated when the total amount is available for payment of the debt service.

Employee Annuity and Benefit

The Employee Annuity and Benefit Fund is the amount to be levied and received in Personal Property Replacement Taxes (PPRT) as required for the purpose of providing the amount necessary to be contributed to meet FPCC Employer Pension Obligations.

Self-Insurance

The Self-Insurance Fund was established to account for the District's self-insurance related expenditures including all worker's compensation claims, tort judgments/settlements, and associated legal fees. It is actually funded on a biannual basis.

Zoological

The Zoological Fund is the fund from which appropriations are made to the Chicago Zoological Society for the operation of Brookfield Zoo.

Botanic Garden

The Botanic Garden Fund is the fund from which appropriations are made to the Chicago Horticultural Society for the operation of the Chicago Botanic Garden.

Schedule 1 – Non-Union Salary Schedule

NON-UNION SALARIES
FOREST PRESERVE DISTRICT

Schedule 1
(Effective as of 7/1/2020)

Grade		1st Step	2nd Step	3rd Step	4th Step	5th Step	After 2 Years at 5th Step	After 1 Yr at 1st Longevity Rate & 10 Yrs Servc	After 1 Yr at 2nd Longevity Rate & 15 Yrs Servc	After 1 Yr at 3rd Longevity Rate & 20 Yrs Servc
	Hourly	15.89	16.63	17.48	18.33	19.21	20.12	20.52	20.74	20.93
	Bi-Weekly	1,270.87	1,330.80	1,398.05	1,466.05	1,536.80	1,609.79	1,641.58	1,658.98	1,674.63
9	Annual	33,043	34,601	36,349	38,117	39,957	41,855	42,681	43,133	43,540
	Hourly	17.06	17.86	18.72	19.68	20.63	21.60	21.81	22.03	22.24
	Bi-Weekly	1,364.84	1,428.93	1,497.76	1,574.17	1,650.74	1,727.73	1,744.46	1,762.69	1,779.25
10	Annual	35,486	37,152	38,942	40,928	42,919	44,921	45,356	45,830	46,261
	Hourly	18.33	19.21	20.12	21.09	22.15	23.27	23.50	23.71	23.95
	Bi-Weekly	1,466.05	1,536.80	1,609.79	1,687.03	1,771.84	1,861.48	1,879.79	1,896.44	1,916.25
11	Annual	38,117	39,957	41,855	43,863	46,068	48,399	48,875	49,307	49,823
	Hourly	19.68	20.63	21.60	22.68	23.81	24.91	25.15	25.39	25.66
	Bi-Weekly	1,574.17	1,650.74	1,727.73	1,814.29	1,904.68	1,992.82	2,011.80	2,030.94	2,052.67
12	Annual	40,928	42,919	44,921	47,172	49,522	51,813	52,307	52,805	53,369
	Hourly	21.09	22.15	23.27	24.37	25.50	26.77	27.01	27.28	27.56
	Bi-Weekly	1,687.03	1,771.84	1,861.48	1,949.63	2,040.18	2,141.39	2,160.45	2,182.26	2,204.65
13	Annual	43,863	46,068	48,399	50,690	53,045	55,676	56,172	56,739	57,321
	Hourly	22.68	23.81	24.91	26.16	27.41	28.72	29.03	29.32	29.61
	Bi-Weekly	1,814.29	1,904.68	1,992.82	2,092.45	2,192.91	2,297.54	2,322.59	2,345.89	2,369.12
14	Annual	47,172	49,522	51,813	54,404	57,016	59,736	60,387	60,993	61,597
	Hourly	24.37	25.50	26.77	28.10	29.50	30.88	31.18	31.48	31.82
	Bi-Weekly	1,949.63	2,040.18	2,141.39	2,247.76	2,359.96	2,470.33	2,494.55	2,518.60	2,545.23
15	Annual	50,690	53,045	55,676	58,442	61,359	64,228	64,858	65,484	66,176
	Hourly	26.16	27.41	28.72	30.07	31.52	33.02	33.33	33.66	34.00
	Bi-Weekly	2,092.45	2,192.91	2,297.54	2,405.57	2,521.93	2,641.45	2,666.42	2,692.89	2,719.69
16	Annual	54,404	57,016	59,736	62,545	65,570	68,678	69,327	70,015	70,712
	Hourly	28.09	29.50	30.88	32.33	33.91	35.57	35.94	36.29	36.63
	Bi-Weekly	2,247.01	2,359.96	2,470.33	2,586.60	2,713.03	2,845.79	2,874.83	2,903.13	2,930.52
17	Annual	58,422	61,359	64,228	67,252	70,539	73,990	74,746	75,481	76,193
	Hourly	30.07	31.52	33.02	34.64	36.24	38.03	38.42	38.80	39.19
	Bi-Weekly	2,405.57	2,521.93	2,641.45	2,771.29	2,899.05	3,042.71	3,073.42	3,104.14	3,134.93
18	Annual	62,545	65,570	68,678	72,054	75,375	79,111	79,909	80,708	81,508
	Hourly	33.02	34.64	36.24	38.03	39.84	41.66	41.91	42.34	42.75
	Bi-Weekly	2,641.45	2,771.29	2,899.05	3,042.71	3,187.20	3,333.16	3,352.88	3,386.91	3,420.27
19	Annual	68,678	72,054	75,375	79,111	82,867	86,662	87,175	88,060	88,927
	Hourly	36.24	38.03	39.84	41.72	43.70	45.80	46.04	46.49	46.96
	Bi-Weekly	2,899.05	3,042.71	3,187.20	3,337.98	3,495.73	3,664.38	3,683.35	3,719.04	3,756.48
20	Annual	75,375	79,111	82,867	86,788	90,889	95,274	95,767	96,695	97,668
	Hourly	39.84	41.72	43.70	45.80	47.98	50.34	50.57	51.07	51.58
	Bi-Weekly	3,187.20	3,337.98	3,495.73	3,664.38	3,838.60	4,027.21	4,045.43	4,085.29	4,126.72
21	Annual	82,867	86,788	90,889	95,274	99,804	104,708	105,181	106,217	107,295
	Hourly	43.70	45.80	47.98	50.34	52.67	55.20	55.46	56.01	56.57
	Bi-Weekly	3,495.73	3,664.38	3,838.60	4,027.21	4,213.75	4,415.84	4,436.47	4,480.90	4,525.66
22	Annual	90,889	95,274	99,804	104,708	109,557	114,812	115,348	116,502	117,667
	Hourly	45.80	47.98	50.34	52.67	55.20	55.75	56.31	56.87	57.44
	Bi-Weekly	3,664.38	3,838.60	4,027.21	4,213.75	4,415.84	4,459.94	4,504.61	4,549.63	4,595.22
23	Annual	95,274	99,804	104,708	109,557	114,812	115,958	117,120	118,290	119,476

Schedule 2 – Teamsters Local 700 Salary Schedule

TEAMSTERS LOCAL 700
FOREST PRESERVES of COOK COUNTY

Schedule 2
(Effective July 1, 2020)

	1st Step	2nd Step	3rd Step	4th Step	5th Step	1st long (Step 6)	2nd long (Step 7)	3rd long (Step 8)	4th long (Step 9)
Facilities Maintenance Foreman (Hourly)	37.50	37.68	37.89	38.06	38.25	38.82	39.21	39.60	40.00
Bi-Weekly	3,000.00	3,014.47	3,030.19	3,044.80	3,059.97	3,105.83	3,136.67	3,168.00	3,200.30
Annual	78,000	78,376	78,785	79,165	79,559	80,751	81,553	82,368	83,208
Fleet Technician (Hourly)	29.54	29.68	29.84	29.99	30.13	30.58	30.89	31.18	31.50
Bi-Weekly	2,363.16	2,374.37	2,387.20	2,399.04	2,410.59	2,446.72	2,470.93	2,494.38	2,519.67
Annual	61,442	61,734	62,067	62,375	62,675	63,615	64,244	64,854	65,512
Garage Attendant (Hourly)	27.53	27.67	27.80	27.95	28.07	28.49	28.78	29.08	29.37
Bi-Weekly	2,202.16	2,213.37	2,224.00	2,235.70	2,245.98	2,279.38	2,302.66	2,326.11	2,349.48
Annual	57,256	57,547	57,824	58,128	58,396	59,264	59,869	60,479	61,086
Heavy Equipment Technician (Hourly)	39.81	40.01	40.21	40.41	40.61	41.23	41.63	42.05	42.47
Bi-Weekly	3,184.84	3,201.17	3,216.80	3,232.86	3,248.58	3,298.27	3,330.15	3,364.36	3,397.98
Annual	82,806	83,230	83,637	84,054	84,463	85,755	86,584	87,473	88,347
Laborer (Hourly)	22.73	22.85	22.95	23.07	23.18	23.52	23.76	24.00	24.24
Bi-Weekly	1,818.40	1,828.00	1,836.00	1,845.70	1,854.77	1,881.70	1,900.46	1,920.05	1,938.82
Annual	47,278	47,528	47,736	47,991	48,224	48,924	49,412	49,921	50,409
Light Equipment Operator (Hourly)	23.56	23.69	23.81	23.91	24.04	24.40	24.64	24.88	25.13
Bi-Weekly	1,884.59	1,895.20	1,904.48	1,912.85	1,923.13	1,951.87	1,970.84	1,990.42	2,010.09
Annual	49,010	49,275	49,517	49,734	50,001	50,749	51,242	51,751	52,262
Maintenance Equip OP (Hourly)	37.50	37.68	37.89	38.06	38.25	38.82	39.21	39.60	40.00
Bi-Weekly	3,000.00	3,014.47	3,030.19	3,044.80	3,059.97	3,105.83	3,136.67	3,168.00	3,200.30
Annual	78,000	78,376	78,785	79,165	79,559	80,751	81,553	82,368	83,208
Maintenance Equip Repair (Hourly)	29.54	29.68	29.84	29.99	30.13	30.58	30.89	31.18	31.50
Bi-Weekly	2,363.16	2,374.37	2,387.20	2,399.04	2,410.59	2,446.72	2,470.93	2,494.38	2,519.67
Annual	61,442	61,734	62,067	62,375	62,675	63,615	64,244	64,854	65,512
Maintance Foreman II (Hourly)	29.78	29.94	30.08	30.24	30.39	30.83	31.13	31.45	31.76
Bi-Weekly	2,382.74	2,395.20	2,406.40	2,418.95	2,430.86	2,466.30	2,490.50	2,515.89	2,541.11
Annual	61,951	62,275	62,566	62,893	63,202	64,124	64,755	65,413	66,069
Maintenance Mechanic (Hourly)	36.54	36.73	36.91	37.09	37.28	37.84	38.21	38.60	39.00
Bi-Weekly	2,923.22	2,938.19	2,952.99	2,967.05	2,982.77	3,027.24	3,057.16	3,088.01	3,119.86
Annual	76,004	76,393	76,778	77,143	77,552	78,708	79,486	80,288	81,116
Maintenance Service Tech (Hourly)	30.43	30.58	30.74	30.88	31.03	31.50	31.81	32.13	32.46
Bi-Weekly	2,434.40	2,446.40	2,459.42	2,470.14	2,482.27	2,519.67	2,544.89	2,570.10	2,596.80
Annual	63,294	63,606	63,945	64,224	64,539	65,512	66,167	66,823	67,517
Maintenance Tech Metal (Hourly)	32.98	33.13	33.31	33.46	33.63	34.13	34.47	34.80	35.15
Bi-Weekly	2,638.13	2,650.64	2,664.66	2,676.73	2,690.70	2,730.95	2,757.60	2,784.26	2,812.25
Annual	68,591	68,917	69,280	69,595	69,958	70,981	71,698	72,391	73,118
Parts Counterman (Hourly)	27.53	27.67	27.80	27.95	28.07	28.49	28.78	29.08	29.37
Bi-Weekly	2,202.16	2,213.37	2,224.00	2,235.70	2,245.98	2,279.38	2,302.66	2,326.11	2,349.48
Annual	57,256	57,547	57,824	58,128	58,396	59,264	59,869	60,479	61,086
Pump & Well Repairman II (Hourly)	27.73	27.87	28.01	28.13	28.28	28.70	29.00	29.29	29.57
Bi-Weekly	2,218.05	2,229.26	2,240.86	2,250.67	2,262.63	2,296.19	2,320.00	2,343.55	2,365.36
Annual	57,669	57,961	58,261	58,517	58,828	59,701	60,320	60,932	61,499
Resource Tech (Hourly)	26.00	26.16	26.32	26.45	26.59	26.97	27.24	27.52	27.80
Bi-Weekly	2,084.98	2,094.67	2,105.47	2,115.67	2,127.31	2,157.76	2,179.28	2,201.60	2,224.00
Annual	54,209	54,461	54,742	55,008	55,310	56,102	56,661	57,242	57,824
Senior Resource Tech (Hourly)	28.49	28.61	28.76	28.89	29.03	29.43	29.69	29.97	30.24
Bi-Weekly	2,279.36	2,288.98	2,301.19	2,310.81	2,322.10	2,354.44	2,375.53	2,397.39	2,419.32
Annual	59,263	59,513	59,831	60,081	60,375	61,215	61,764	62,332	62,902
Serviceman (Hourly)	24.41	24.54	24.67	24.79	24.91	25.27	25.52	25.79	26.04
Bi-Weekly	1,952.91	1,963.11	1,973.40	1,983.20	1,992.80	2,021.35	2,041.86	2,063.20	2,083.05
Annual	50,776	51,041	51,308	51,563	51,813	52,555	53,088	53,643	54,159
Serviceman I (Hourly)	24.41	24.54	24.67	24.79	24.91	25.27	25.52	25.79	26.04
Bi-Weekly	1,952.91	1,963.11	1,973.40	1,983.20	1,992.80	2,021.35	2,041.86	2,063.20	2,083.05
Annual	50,776	51,041	51,308	51,563	51,813	52,555	53,088	53,643	54,159
Serviceman II (Hourly)	25.19	25.33	25.45	25.56	25.70	26.08	26.33	26.59	26.85
Bi-Weekly	2,015.14	2,026.13	2,035.63	2,044.91	2,056.12	2,086.74	2,106.33	2,126.92	2,148.00
Annual	52,394	52,679	52,926	53,168	53,459	54,255	54,765	55,300	55,848
Serviceman III (Hourly)	27.53	27.67	27.80	27.95	28.07	28.49	28.78	29.08	29.37
Bi-Weekly	2,202.16	2,213.37	2,224.00	2,235.70	2,245.98	2,279.38	2,302.66	2,326.11	2,349.48
Annual	57,256	57,547	57,824	58,128	58,396	59,264	59,869	60,479	61,086
Serviceman IV (Hourly)	29.74	29.89	30.03	30.18	30.33	30.78	31.09	31.40	31.71
Bi-Weekly	2,378.06	2,391.10	2,402.22	2,414.35	2,426.48	2,462.61	2,486.90	2,511.65	2,536.94
Annual	61,855	62,169	62,458	62,773	63,088	64,028	64,659	65,303	65,961
Sign Maker (Hourly)	24.41	24.54	24.67	24.79	24.91	25.27	25.52	25.78	26.04
Bi-Weekly	1,952.91	1,963.11	1,973.40	1,983.20	1,992.87	2,021.35	2,041.86	2,062.45	2,083.05
Annual	50,776	51,041	51,308	51,563	51,809	52,555	53,088	53,624	54,159
Sign Shop Foreman (Hourly)	29.74	29.89	30.03	30.18	30.33	30.78	31.09	31.40	31.71
Bi-Weekly	2,378.06	2,391.10	2,402.22	2,414.35	2,426.48	2,462.61	2,486.90	2,511.65	2,536.94
Annual	61,855	62,169	62,458	62,773	63,088	64,028	64,659	65,303	65,961
Tow Truck Operator/Tire Repairmen (Hourly)	29.54	29.68	29.84	29.99	30.13	30.58	30.89	31.18	31.50
Bi-Weekly	2,363.16	2,374.37	2,387.20	2,399.04	2,410.59	2,446.72	2,470.93	2,494.38	2,519.67
Annual	61,442	61,734	62,067	62,375	62,675	63,615	64,244	64,854	65,512
Tractor Mechanic (Hourly)	36.54	36.73	36.91	37.09	37.28	37.84	38.22	38.60	39.00
Bi-Weekly	2,923.22	2,938.19	2,952.99	2,967.05	2,982.77	3,027.24	3,057.60	3,088.01	3,119.86
Annual	76,004	76,393	76,778	77,143	77,552	78,708	79,498	80,288	81,116
Watchman (Hourly)	22.73	22.85	22.95	23.07	23.18	23.52	23.76	24.00	24.24
Bi-Weekly	1,818.40	1,828.00	1,836.00	1,845.79	1,854.77	1,881.70	1,900.46	1,920.05	1,938.82
Annual	47,278	47,528	47,736	47,991	48,224	48,924	49,412	49,921	50,409

Schedule 3 – Police Salary Schedule

Schedule 3A

(as of 1/1/2020)

Grade		1st Step	2nd Step	3rd Step	4th Step	5th Step	6th Step	After 10 Years Service	After 15 Years Service	After 20 Years Service	After 25 Years Service
FPD-1	Hourly	26.019	28.962	30.116	31.313	32.559	33.853	35.210	36.602	38.061	39.583
Police	Bi-Weekly	2,081.50	2,316.92	2,409.29	2,505.03	2,604.71	2,708.26	2,816.77	2,928.13	3,044.88	3,166.67
Officer	Annually	54,119	60,240	62,642	65,131	67,722	70,415	73,236	76,131	79,167	82,333

Schedule 3B

(as of 12/31/2017)

FPD-2	Hourly	27.803	29.896	31.296	32.769	34.369	36.051	36.420	37.703	39.212	40.780
Sergeant	Bi-Weekly	2,224.24	2,391.68	2,503.68	2,621.52	2,749.52	2,884.08	2,913.60	3,016.24	3,136.96	3,262.40
	Annually	57,830	62,184	65,096	68,160	71,488	74,986	75,754	78,422	81,561	84,822

Schedule 4 – "X" Grade Salary Schedule

Effective June 1, 2020			
Title	**Hourly Rate**	**Bi-Weekly Salary**	**Annual Salary**
Electrician	50.00	4,000	104,000
Plumber	52.00	4,160	108,160
Painter	48.30	3,864	100,464
HVAC Repairman	46.50	3,720	96,720

Schedule 5 – Non-Union Hourly Rate Schedule

Title	**Hourly Rate**
Naturalist Aide	15.73
Nature Center Attendant	14.57
Seasonal Recreation Aide	15.73
Permit Aide/Seasonal Permit Aide	15.73
Seasonal Concession Aide	15.73
Event Aide	14.57
Project Manager	28.13
Stewardship Program Aide	20.81
Resource Management Aide	15.73
Seasonal Laborer	19.21
Seasonal Serviceman	20.61
Intern (Seasonal)	14.57
YOA (Seasonal)	13.53
Sustainabilty Fellow (Part Time)	17.69
GIS Assistant	16.64

Schedule 6 – Tax Rates for Real Property

(Per $100 Equalized Assessed Valuation)

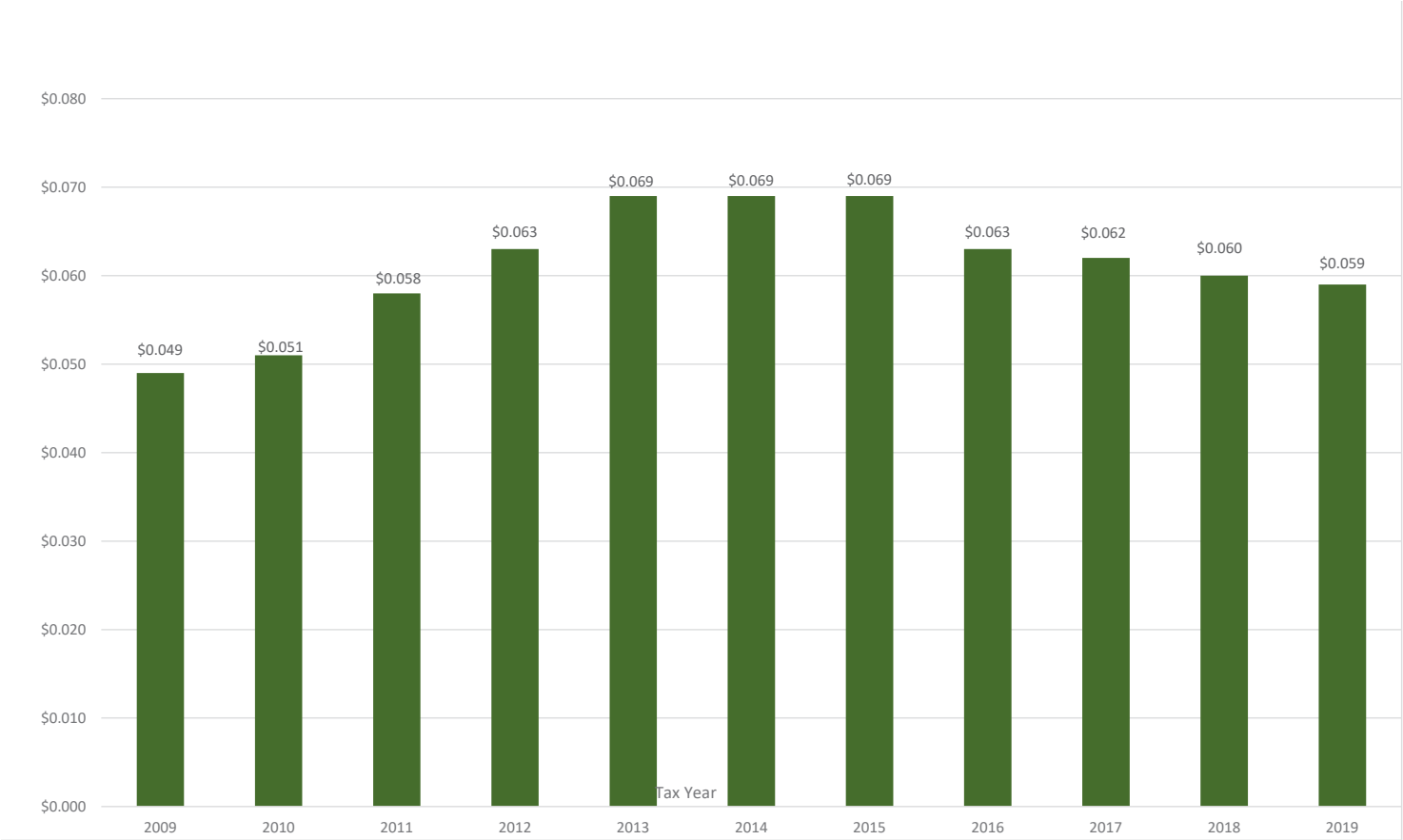

*Projected based on 2019 Actual Agency Tax Rate

Schedule 7 – Property Tax Rates Comparison – City of Chicago

Per $100 of equalized Assessed Valuation

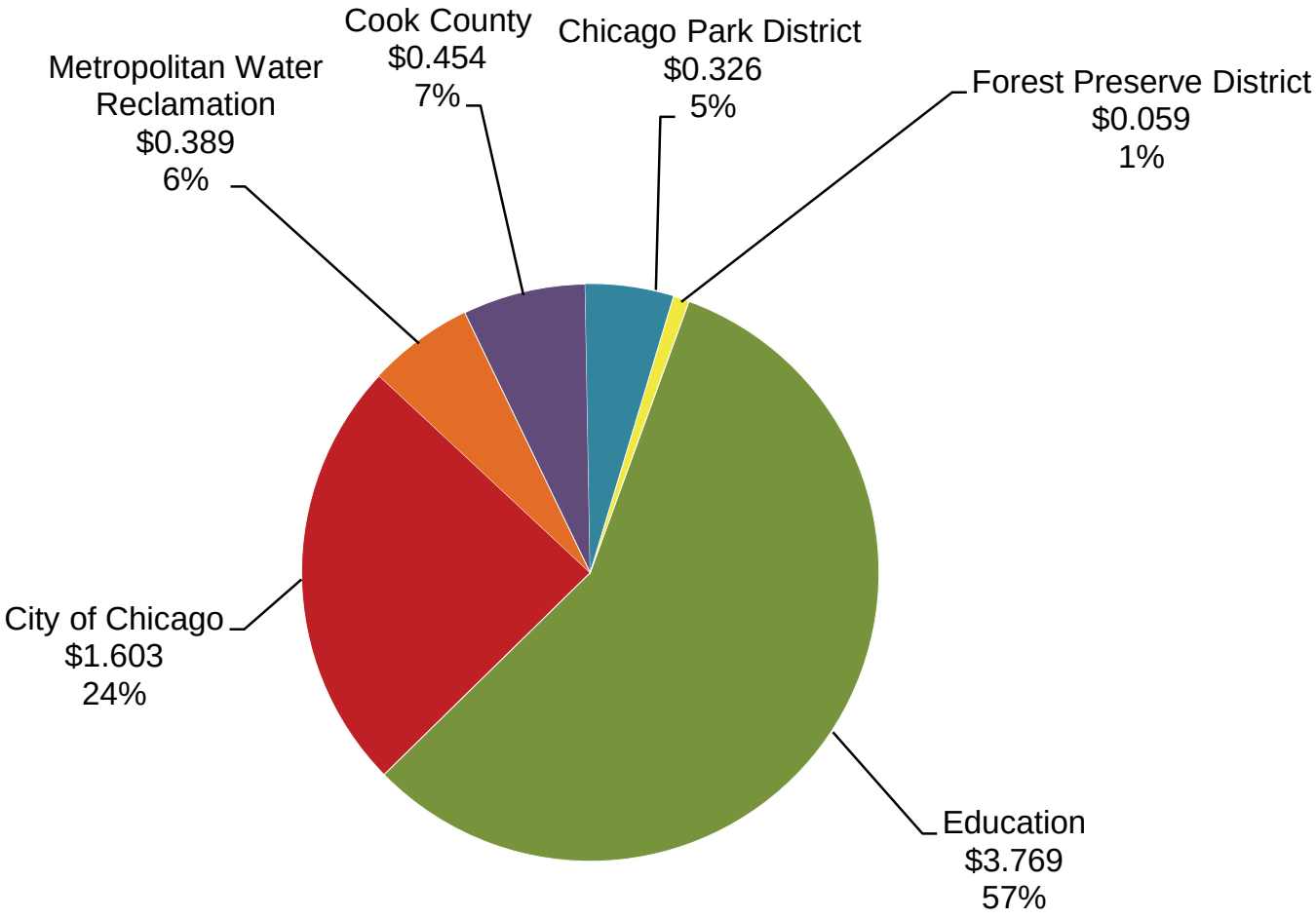

Source: Office of the Clerk of Cook County (2019 Rates Not Available)

Schedule 8 – Property Tax Rates Comparison – Suburban Snapshot

(Per $100 of Equalized Assessed Value)

Village of Maywood		
Entity	**Per $100 EAV**	**Percentage**
Village of Maywood	$12.71	48.9%
Education	$11.75	45.2%
Cook County	$0.45	1.7%
Metropolitan Water Reclamation	$0.39	1.5%
Park District	$0.30	1.2%
Proviso Township	$0.32	1.2%
Forest Preserve District	**$0.06**	**0.2%**
Miscellaneous	$0.01	0.1%
TOTAL	**$25.99**	**100%**

Village of Evergreen Park		
Entity	**Per $100 EAV**	**Percentage**
Education	$10.03	46.3%
Village of Evergreen Park	$10.61	48.9%
Cook County	$0.45	2.1%
Metropolitan Water Reclamation	$0.39	1.8%
Worth Township	$0.12	0.5%
Forest Preserve District	**$0.06**	**0.3%**
Miscellaneous	$0.02	0.1%
TOTAL	**$21.68**	**100%**

Village of Burnham		
Entity	**Per $100 EAV**	**Percentage**
Education	$33.82	75.8%
Village of Burnham	$8.09	18.2%
Thornton Township	$0.94	2.1%
Park District	$0.82	1.8%
Cook County	$0.45	1.0%
Metropolitan Water Reclamation	$0.39	0.9%
Forest Preserve District	**$0.06**	**0.1%**
Miscellaneous	$0.02	0.0%
TOTAL	**$44.59**	**100%**

Village of Robbins		
Entity	**Per $100 EAV**	**Percentage**
Education	$22.47	77.9%
Village of Robbins	$4.49	15.6%
Park District	$0.68	2.4%
Cook County	$0.45	1.6%
Metropolitan Water Reclamation	$0.39	1.3%
Bremen Township	$0.17	0.6%
Worth Township	$0.12	0.4%
Forest Preserve District	**$0.06**	**0.2%**
Miscellaneous	$0.02	0.1%
TOTAL	**$28.84**	**100%**

Village of Steger		
Entity	**Per $100 EAV**	**Percentage**
Education	$15.03	80.2%
Village of Steger	$2.15	11.5%
Cook County	$0.45	2.4%
Bloom Township	$0.38	2.0%
Steger S. Chicago Heights District	$0.26	1.4%
Metropolitan Water Reclamation	$0.39	2.1%
Forest Preserve District	**$0.06**	**0.3%**
Miscellaneous	$0.02	0.1%
TOTAL	**$18.74**	**100%**

Village of Harwoods Heights		
Entity	**Per $100 EAV**	**Percentage**
Education	$11.95	82.3%
Village of Harwoods Heights	$0.65	4.4%
Norwood Park Fire District	$0.64	4.4%
Cook County	$0.45	3.1%
Metropolitan Water Reclamation	$0.39	2.7%
Norwood Park Township	$0.07	0.5%
Forest Preserve District	**$0.06**	**0.4%**
Park District	$0.32	**2.2%**
TOTAL	**$14.53**	**100%**

Source: Office of the Clerk of Cook County

Schedule 8 – Property Tax Rates Comparison – Suburban Snapshot (Cont.)

(Per $100 of Equalized Assessed Value)

Village of Bedford Park		
Entity	**Per $100 EAV**	**Percentage**
Education	$27.34	80.5%
Village of Bedford Park	$3.51	10.3%
Lyons Township	$0.20	0.6%
Stickney Township	$0.65	1.9%
Cook County	$0.45	1.3%
Metropolitan Water Reclamation	$0.39	1.1%
Park District	$1.33	3.9%
Forest Preserve District	**$0.06**	**0.2%**
Miscellaneous	$0.01	0.0%
TOTAL	**$33.94**	**100%**

Village of South Barrington		
Entity	**Per $100 EAV**	**Percentage**
Education	$17.36	68.1%
South Barrington	$3.09	12.1%
Cook County	$0.45	1.8%
Park District	$0.86	3.4%
Palatine Township	$0.13	0.5%
Hanover Township	$0.40	1.6%
Barrington Township	$0.03	0.1%
Fire District	$2.71	10.6%
Metropolitan Water Reclamation	$0.39	1.5%
Forest Preserve District	**$0.06**	**0.2%**
Miscellaneous	$0.01	0.0%
TOTAL	**$25.48**	**100%**

City of Berwyn		
Entity	**Per $100 EAV**	**Percentage**
Education	$12.48	63.8%
City of Berwyn	$5.00	25.6%
Cook County	$0.45	2.3%
Park District	$0.89	4.6%
Metropolitan Water Reclamation	$0.39	2.0%
Berwyn Township	$0.30	1.5%
Forest Preserve District	**$0.06**	**0.3%**
TOTAL	**$19.57**	**100%**

Source: Office of the Clerk of Cook County

Village of Skokie		
Entity	**Per $100 EAV**	**Percentage**
Education	$35.77	88.9%
Village of Skokie	$2.09	5.2%
Cook County	$0.45	1.1%
Park District	$1.39	3.5%
Metropolitan Water Reclamation	$0.39	1.0%
Forest Preserve District	**$0.06**	**0.1%**
Niles Township	$0.05	0.1%
Miscellaneous	$0.01	0.0%
TOTAL	**$40.22**	**100%**

Village of Schaumburg		
Entity	**Per $100 EAV**	**Percentage**
Education	$17.17	73.4%
Park District	$1.83	7.8%
Village of Schaumburg	$2.74	11.7%
Cook County	$0.45	1.9%
Elk Grove Township	$0.08	0.3%
Hanover Township	$0.40	1.7%
Palatine Township	$0.13	0.6%
Schaumburg Township	$0.14	0.6%
Metropolitan Water Reclamation	$0.39	1.7%
Forest Preserve District	**$0.06**	**0.3%**
Miscellaneous	$0.01	0.0%
TOTAL	**$23.40**	**100%**

Village of Burr Ridge		
Entity	**Per $100 EAV**	**Percentage**
Education	$9.74	79.0%
Pleasant View Fire District	$0.80	6.5%
Cook County	$0.45	3.7%
Metropolitan Water Reclamation	$0.39	3.2%
Lyons Township	$0.20	1.6%
Park District	$0.56	4.6%
Village of Burr Ridge	$0.11	0.9%
Forest Preserve District	**$0.06**	**0.5%**
Miscellaneous	$0.01	0.1%
TOTAL	**$12.32**	**100%**

Source: Office of the Clerk of Cook County

Schedule 9 – Property Tax Distribution Net of Uncollectible / Refunds

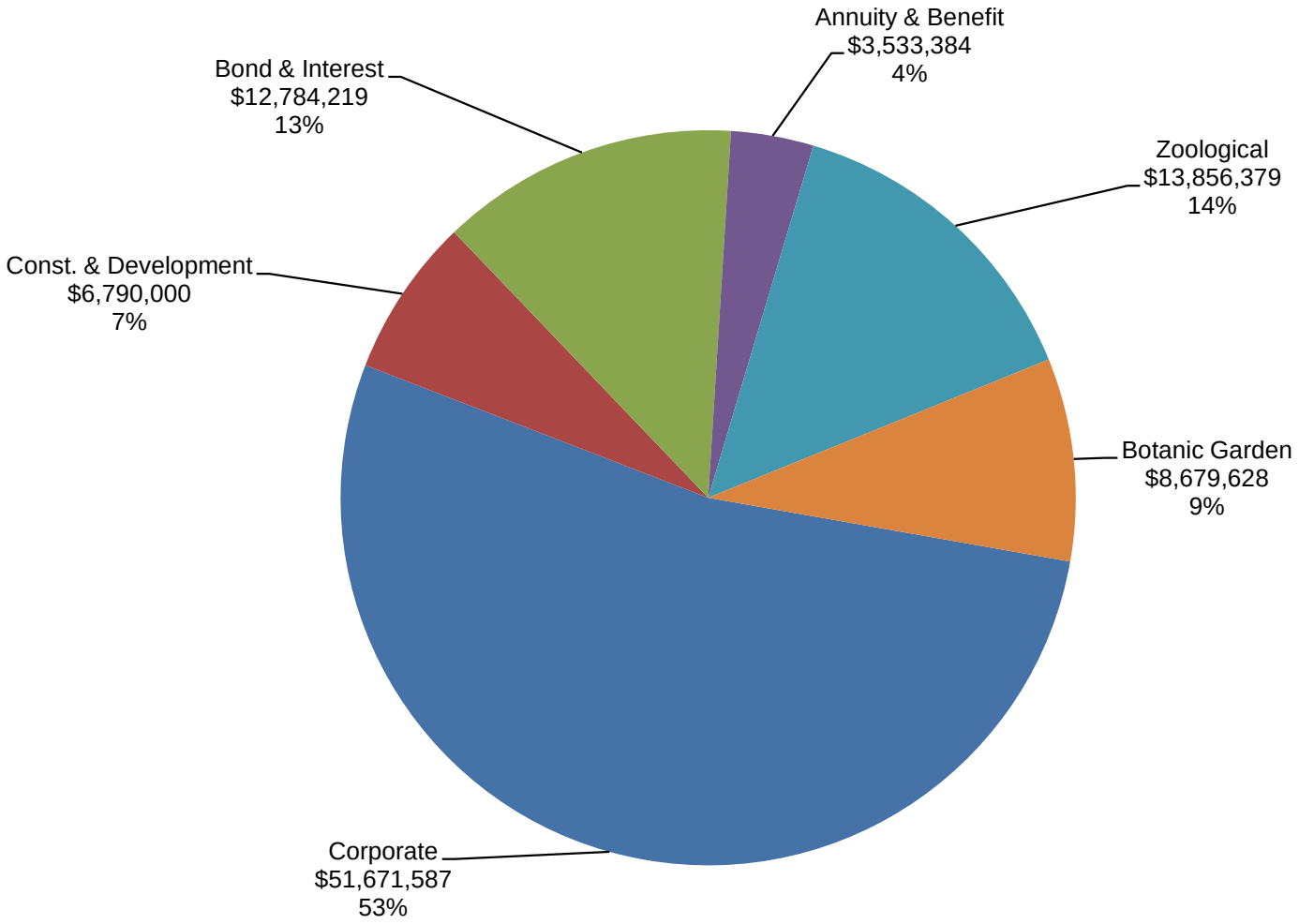

TOTAL: $97,315,197

Schedule 10 – Total Operating and Debt Service

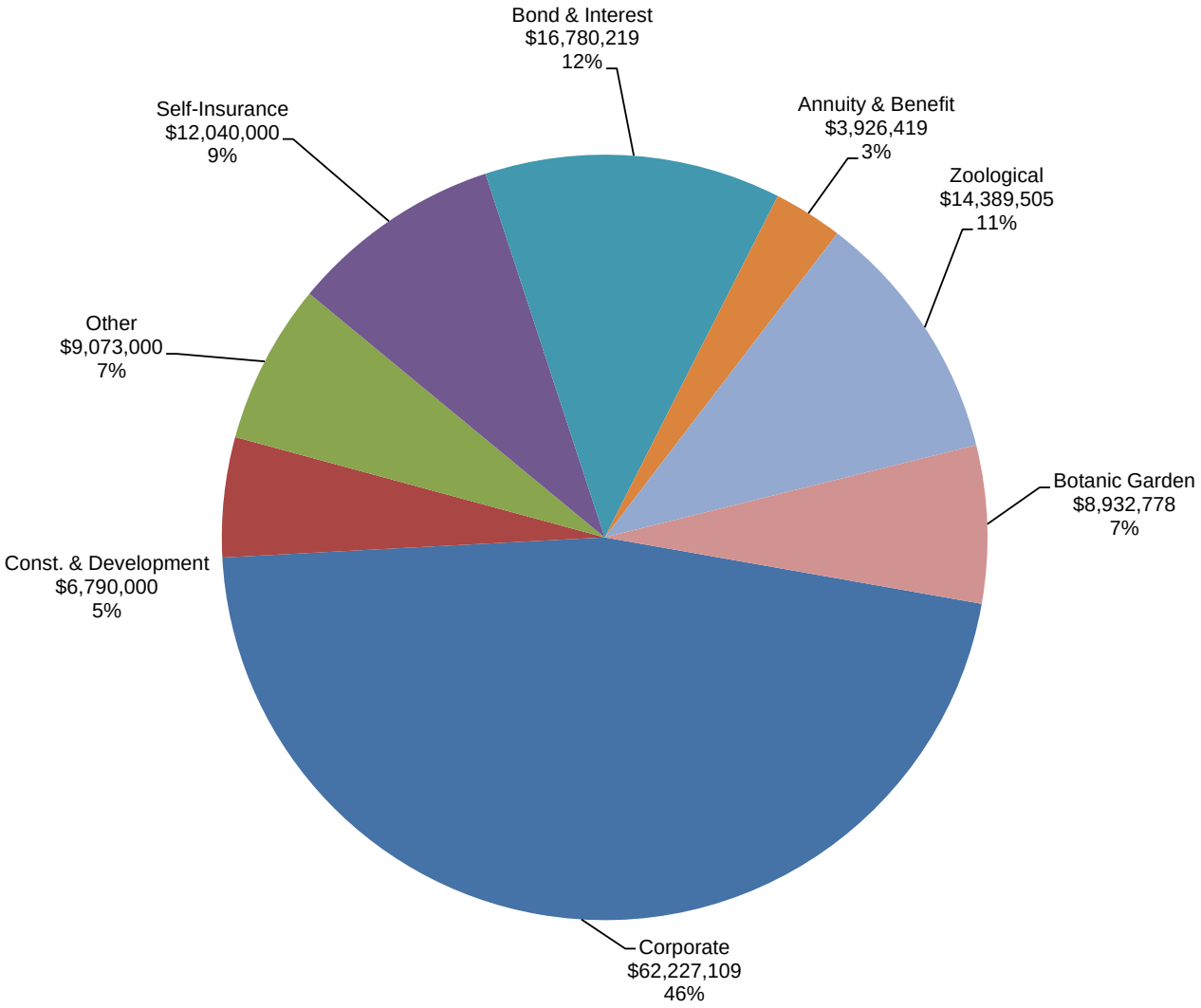

TOTAL: $134,159,030

*See Attachment A (Page 16)

Schedule 11 – Annual Appropriation Comparative Summary

Fund	FY 2020 Appropriation	FY 2021 Recommendation	Difference	% Change
Operating and Debt Service				
Corporate*	$63,529,304	$62,227,109	-$1,302,195	-2.05%
Self Insurance	8,540,000	12,040,000	3,500,000	40.98%
Bond and Interest	16,830,550	16,780,219	(50,331)	-0.30%
Employee Annuity and Benefit	4,066,375	3,926,419	(139,956)	-3.44%
Resident Watchmen	223,000	223,000	-	0.00%
Real Estate Acquisition	850,000	5,350,000	4,500,000	529.41%
Zoological	14,389,505	14,389,505	-	0.00%
Botanic Garden	8,932,778	8,932,778	-	0.00%
Total for Operations	**$117,361,512**	**$123,869,030**	**$6,507,518**	**5.54%**
Capital Improvement				
Construction and Development	$6,790,000	$6,790,000	$0	0.00%
Capital Improvement	500,000	3,500,000	3,000,000	0.00%
Total for Capital	**$7,290,000**	**$10,290,000**	**$3,000,000**	**41.15%**
Total Recommendations	**$124,651,512**	**$134,159,030**	**$9,507,518**	**7.63%**

*FY 2019 & FY 2020 Includes $1M for corporate reserves from prior year cost of living increases still under negotiations.

Schedule 12 – Staffing History

Number of Full-Time Equivalents

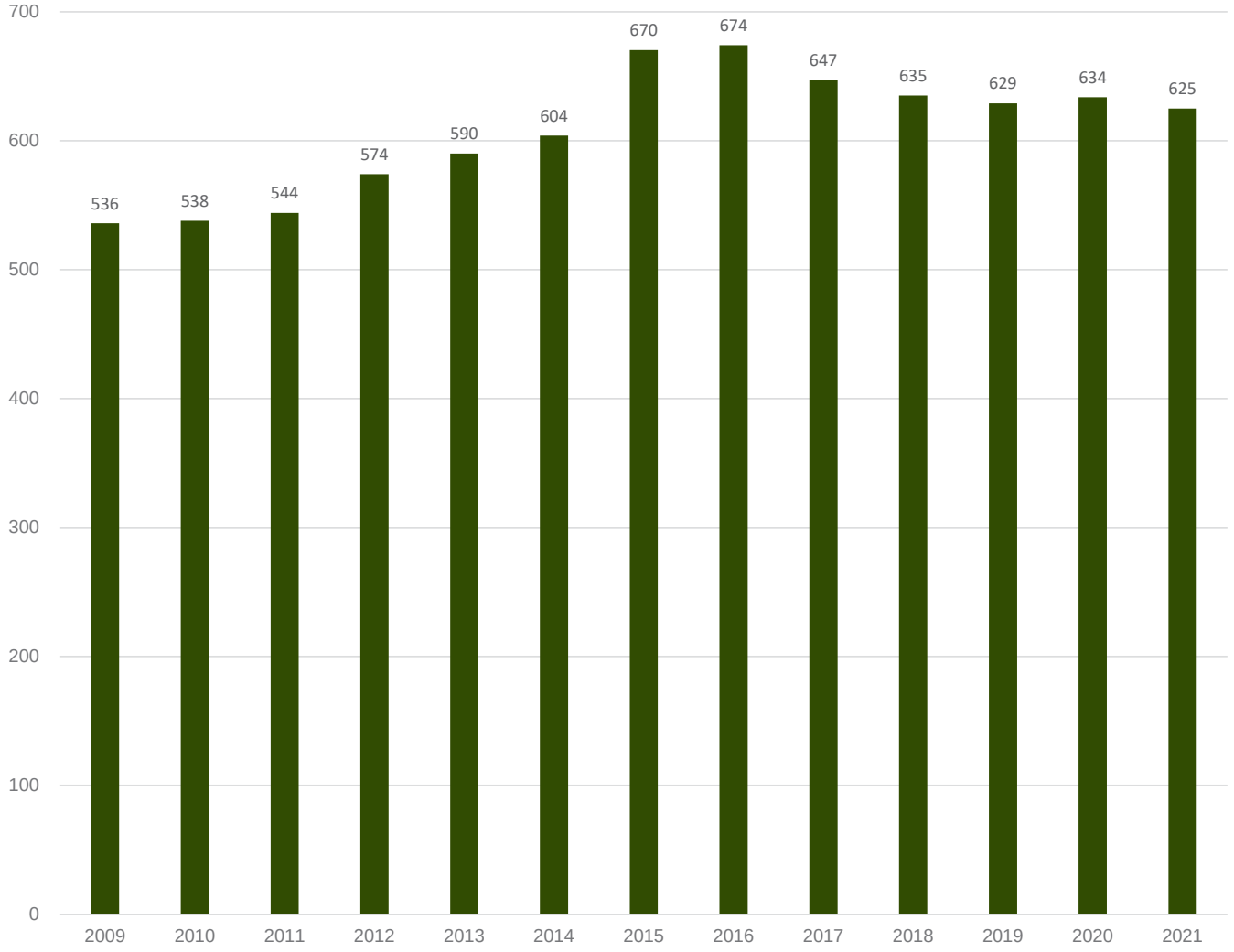

NOTE: Part-Time and Seasonal hours are converted to a Full-Time Equivalent

Schedule 13 – Property Tax Levy Summary from 2012 – 2020

Following the approval of the Annual Appropriation Ordinance, the Forest Preserve District Board of Commissioners authorizes the raising of revenue by direct taxes on real property. This is known as the Property Tax Levy.

Once property taxes are collected and remitted to the District, they are distributed to six funds: Corporate, Construction & Development, Bond & Interest, Employee Annuity & Benefit, Zoological and Botanic Garden.

Fund	2015	2016	2017	2018	2019	2020	2021
Corporate	48,387,904	49,081,783	49,911,783	49,812,175	51,612,175	52,562,375	53,545,686
Const. & Development	3,000,000	4,000,000	3,750,000	6,000,000	0	7,000,000	7,000,000
Bond & Interest	12,118,288	12,111,222	11,850,948	12,144,905	12,151,712	12,834,300	12,784,219
Bond & Interest Abatement	(1,200,000)	(2,500,000)	(1,500,000)	(500,000)	0	0	0
Annuity & Benefit	3,143,687	3,094,498	3,242,300	3,724,926	3,860,832	3,659,331	3,533,384
Zoological	14,884,927	14,884,927	14,884,927	14,284,927	14,284,927	14,284,927	14,284,927
Botanic Garden	9,348,070	9,348,070	9,348,070	8,948,070	8,948,070	8,948,070	8,948,070
Total	**89,682,876**	**90,020,500**	**91,488,028**	**94,415,003**	**90,857,716**	**99,289,003**	**100,096,286**

Schedule 14 – Property Tax Levies and Collections

Last Ten Fiscal Years

Levy Year	Taxes Levied for the Fiscal Year (1)	Collected within the Fiscal Year of the Levy		Collections in Subsequent Years	Total Collections to Date	
		Amount	Percentage of Levy		Amount	Percentage of Levy
2017	93,655,716	91,288,667	97.47%	$ - (2)	$ 88,535,413	94.53%
2016	91,388,420	88,535,413	96.88%	$ 737,638	$ 89,273,051	97.69%
2015	89,682,876	86,136,131	96.05%	$ 644,321	$ 86,780,452	96.76%
2014	88,093,777	82,811,764	94.00%	$ 627,003	$ 83,438,767	94.72%
2013	86,508,573	84,977,230	98.23%	$ 670,315	$ 85,647,545	99.00%
2012	85,790,895	83,976,813	97.89%	$ 3,213,272	$ 87,190,085	101.63%
2011	86,944,154	82,493,356	94.88%	$ 3,012,101	$ 85,505,457	98.35%
2010	86,944,102	80,243,940	92.29%	$ 1,894,463	$ 82,138,403	94.47%
2009	86,783,200	71,821,455	82.76%	$ 10,353,919	$ 82,175,374	94.69%
2008	87,647,885	81,716,672	93.23%	$ 4,062,180	$ 85,778,852	97.87%

(1) Tax levied for Fiscal Year 2004-2010 includes levy for Forest District and Series 2004; 2012 & 2015 General Obligation Bonds Escrow Account
(2) Subsequent tax collections for 2017 tax levy collected during 2017 and future years

Sources: Cook County Clerk, Tax Extension Division & Cook County Treasurer Department

Schedule 15 – Direct and Overlapping Governmental Activities Debt

As of December 31, 2018

Direct Debt	General Obligation Debt Outstanding	Overlapping Percentage
Forest Preserve District	$ 151,925,117	0.6%
Overlapping Debt[(1)(6)]		
Governmental Unit		
Cook County Government[(4)]	3,218,326,750	13.6%
City of Chicago[(2)]	8,080,326,502	34.1%
City Colleges[(2)]	320,227,560	1.3%
Chicago Board of Education[(2)(3)]	8,300,091,539	35.0%
Chicago Park District[(2)(3)]	799,840,000	3.4%
Metropolitan Water Reclamation District[5]	2,856,262,694	12.0%
Subtotal, overlapping debt	23,575,075,045	99.4%
Total direct and overlapping debt	$ 23,727,000,162	100.0%

Selected Debt Statistics[(2)]

2019 Estimated Population		5,150,233
2018 Equalized Assessed Valuation		$ 158,584,064,770
2017 Estimated Fair Market Value	(7)	$ 585,788,374,491

	Per Capita[(5)]	% of Equalized Assessed Valuation	% of Estimated Fair Market Value
Direct Debt	$ 29.50	0.10%	0.03%
Direct and Overlapping Debt[(5)]	$ 4,606.98	14.96%	4.05%

Notes:
(1) Debt of Overlapping Taxing Districts
(2) Excludes Outstanding Tax Anticipation Notes and Warrants
(3) Includes "Alternate Bonds"; which are secured by a dedicated pledge of Revenues and the general obligation taxing ability of the issuer
(4) Excludes short-term cash flow notes
(5) Includes Loans Payable to the Illinois Environmental Protection Agency
(6) Excludes Municipalities and Districts outside of the City of Chicago
(7) 2019 Estimated Fair Market Value not available

Source: Forest Preserves 2019 CAFR

Schedule 16 – Legal Debt Margin Information

Last Ten Years

Legal Debt Margin Calculation for Fiscal Year 2019

Assessed value	$ 166,917,611,547	(1)
Debt limit (.345% assessed value)	$ 575,865,760	
Debt applicable to limit:		
General obligation bonds	150,360,000	
Less: Amount set aside for repayment of general obligation debt	(9,370,000)	
Total net debt applicable to limit	140,990,000	
Legal debt margin	$ 434,875,760	

Fiscal Year	Debt Limit	Total Net Debt Applicable to Limit	Legal Debt Margin	Total Net Debt Applica to Limit as a Percenta of Debt Limit
2019	$ 575,865,760	$ 140,990,000	$ 434,875,760	76%
2018	547,115,023	132,990,000	414,125,023	76%
2017	520,318,918	143,220,000	377,098,918	72%
2016	457,866,234	151,010,000	306,856,234	67%
2015	457,866,234	150,260,000	307,606,234	67%
2014	434,406,194	165,330,000	269,076,194	62%
2013	469,807,284	172,535,000	297,272,284	63%
2012	524,638,228	179,655,000	344,983,228	66%
2011	587,895,915	87,500,000	500,395,915	85%
2010	614,343,550	89,276,658	525,066,892	85%

(1) Assessed valuation for 2019 Draft

Sources: Annual Financial Reports 2010 - 2018 and Cook County Clerk's Office, Tax Extension Division

Schedule 17 – Picnic Permit Fee Schedule

PICNIC PERMITS WITH SMALL GROVE

Category	Size	Rate
Non-Shelter	25 - 99 people	$64
Shelter	25 - 99 people	$85
Non-Shelter	100 - 200 people	$106
Shelter	100 - 200 people	$128

PICNIC PERMITS WITH LARGE GROVE

Category	Size	Rate
Non-Shelter	25 - 99 people	$138
Shelter	25 - 99 people	$158
Non-Shelter	100 - 200 people	$168
Shelter	100 - 200 people	$200
Non-Shelter	201 - 399 people	$190
Shelter	201- 399 people	$227

SPECIAL/ATHLETIC EVENT PERMITS

Size	Rate	Application Fee
25 - 99 people	$238	
100 - 200 people	$290	
201 - 399 people	$342	$ 25.00
400 - 999 people	$736	
1000+ people	$1,261	

FILMING/PHOTOGRAPHY PERMIT

Size	Rate	Application Fee
Filming - Commerical/TV (Hourly)	$158	
Still Photography (Hourly)	$74	$ 25.00
Low Budget Films (Hourly)	$134	
Feature Films (Hourly)	$211	

DAY CAMP PERMITS

25 - 99 people	$43	
100 - 200 people	$53	$ 25.00
201 - 399 people	$64	

OVERFLOW PARKING

Category	Rate	Application Fee
Monday - Friday	$33	$ 25.00
Saturday - Sunday	$238	

**Permits: one grove per permit, large groups may require multiple permits and/or security deposit.

Schedule 17 – Picnic Permit Fee Schedule (Cont.)

OTHER LICENSES AND PERMITS

Horses and Dogs	Fee
Resident Annual Equestrian Membership*	$35
Non-Resident Annual Equestrian Membership*	$50
Resident Annual Horse Tag	$30
Non-Resident Annual Horse Tag	$45
Riders License (Annual Per Person)	$5
Day Pass	$5

Resident Annual Dog License**	$60 per dog
Non-Resident Annual Dog License**	$120 per dog
Membership Card Deposit	$10

*Annual Equestrian Memberships include the Annual Horse Tag and Rider License

**25% discount on Annual Memberships after the first dog or horse in household

***50% off for the last 3 months of the season

Snowmobile	Fee
Resident Permit	$50
Non-Resident Permit	$100

Cross-Country Skiing	Fee
Ski Rental	$15
Ski Rental - Senior	$10
Ski Rental - Family (Up to 4 members)	$40
Ski Rental - Group	$5 per person
Lesson and Ski Rental	$30
Lesson	$20

Other Fees

Maximum Vending Fee	$500 per vendor
Model Airplane Event	$43 per hour + $25 Application Fee
Special Use Permit	$25 + $10 per item
Permit Change Fee	$5
Youth Field Permit (soccer, football, etc.)	$17 per hour + $25 Application Fee
Adult Field Permit (soccer, football, etc.)	$28 per hour + $25 Application Fee
Administration Fee*	$25
Monthly Fitness Instructor	$53 per month + $25 Application Fee
Portable Toilet Rental (1 to 7 units)	$207 per unit
Portable Toilet Rental (8 or more units units)	$157 per unit
Accessible Portable Toilet Rental	$262 per unit
District Police Security Fee	$45 per hour per officer
Early/Late Entry Fee (special, athletic and filming)	$80 per hour

Schedule 17 – Picnic Permit Fee Schedule (Cont.)

Approved Vendor Fee	$150 per year
Conservation@Home membership	$50 (one time fee)

*Fee is assessed for changes or new permit requests made within two weeks of event date

*Non-profit organizations and veteran organizations, with proper documentation as stated in Section 2-4-2 of this Code, may qualify for a reduced rate of fifty (50) percent on base fees for Picnic, Special/Athletic Event, Hourly Athletic Field, Monthly Fitness Instructor, Model Airplane, Day Camp, Overflow Parking, Filming/Photography and Indoor Room Rental permits. Picnics and Special/Athletic Event fees for permits booked for use Monday through Thursday (excluding Holidays) are eligible for a 25-percent discount.
Additional discounts or reduced promotional fees may be applied as stated in this Code or the then current Annual Appropriations Ordinance, or as made available by the General Superintendent or District concessionaires.
Any applicable discount does not apply to application fees, cost of District provided security, special use fees, security deposits, and vending.

*Picnics and Special/Athletic Event fees for permits booked for use Monday through Thursday (excluding Holidays) are eligible for a 25% discount. Any applicable discount does not apply to application fees, cost of District provided security, special use fees, security deposits and vending.

*Additional ten percent Non-County Resident Premiums apply to base permit fees for Picnic, Special/Athletic Event, Hourly Athletic Field, Monthly Fitness Instructor, Model Airplane, Day Camp, Overflow Parking, and Filming/Photography. Additional Non-County Resident Premiums may apply as stated in this Code or the then current Annual Appropriations Ordinance.

*Special/Athletic Events, Model Airplane Events, Day Camps, Overflow Parking, Hourly Athletic Field, Monthly Fitness Instructor, Filming/Photography and Indoor Room Rentals, plus basic picnics with special use items, require a certificate of liability insurance with the endorsement attached naming the Forest Preserve District of Cook County as an additional insured in the amount of $1,000,000.00 per occurrence, or other proof of insurance as may be required by the District. Events with 1,000+ attendees require $2,000,000.00 per occurrence.
*A standard security deposit ranging from $100.00-$2,000.00 is required for Special/Athletic Events, Model Airplane Events, Day Camps, Overflow Parking, Filming/Photography and Indoor Room Rentals based on the size and nature of the event. Security deposits are intended to protect the District in the event of damage to the site or to address permit violations. Events with a previous history of causing damage to the District or potential to cause greater degree of damage may be charged a higher security deposit. Additional Security Deposits may apply as stated in this Code or the then current Annual Appropriations Ordinance.

Schedule 18 – Pool Fees and Other License and Permits

AQUATIC CENTER FEES

Fee Type	Fee
SINGLE DAY ADMISSION	
Child 3 and Under	Free
Child 4 - 12 Years	$5.00
Adult 13 and Older	$7.00
Groups of 10 or more (Purchased in Advance)	$5.00/person**
SEASON PASS	
Individual Season Pass	$43.00
Family up to 4 and fewer	$160.00
Family up to 5	$191.00
Family of 6 or more	$223.00
PARTY RENTALS	
3 hours (up to 20 people, including admission fee)	$292.00
Up to two hours after hours for entire facility	$494.00

*Swim lessons, aqua fit, water rehabilitation and other class fees start at $5 for one class and will not exceed $175 for a series of classes.
**Regular fee if purchased on location.
***All pool rentals with over 25 guests require $90 security fee.

Schedule 19 – Pavilions and Facilities Fee Schedule

All pavilion reservations will be subject to an additional $25.00 Application fee.

Thatcher Woods - Pavilion				
Type	**Capacity**	**Days**	**Cook County Residents & Businesses**	**Non-Cook County Residents & Businesses**
East Room	80	Mon-Thur	$80/Hr.	$106/Hr.
East Room	80	Fri-Sun	$111Hr.	$137/Hr.
West Room	40	Mon-Thur	$64/Hr.	$95/Hr.
West Room	40	Fri-Sun	$95/Hr.	$122/Hr.

Dan Ryan Woods				
Type	**Capacity**	**Days**	**Cook County Residents & Businesses**	**Non-Cook County Residents & Businesses**
Pavilion	100	Mon-Thur	$80/Hr.	$106/Hr.
Pavilion	100	Fri-Sun	$111/Hr.	$137/Hr.

Swallow Cliff				
Type	**Capacity**	**Days**	**Cook County Residents & Businesses**	**Non-Cook County Residents & Businesses**
Pavilion	40	Mon-Thur	$31/Hr.	$52/Hr.
Pavilion	40	Fri-Sun	$57/Hr.	$79/Hr.

Rolling Knolls				
Type	**Capacity**	**Days**	**Cook County Residents & Businesses**	**Non-Cook County Residents & Businesses**
Small Room	25	Mon-Thur	$22/Hr.	$53/Hr.
Small Room	25	Fri-Sun	$38/Hr.	$74/Hr.
Large Room	100	Mon-Thur	$80/Hr.	$106/Hr.
Large Room	100	Fri-Sun	$100/Hr.	$127/Hr.

Matthew Bieszczat Volunteer Resource Center				
Type	**Capacity**	**Days**	**Cook County Residents & Businesses**	**Non-Cook County Residents & Businesses**
Community Room*	100	Mon-Thurs	$69/Hr.	$95/Hr.
Community Room*	100	Fri-Sun	$100/Hr.	$127/Hr.
Classroom	40	Mon-Thurs	$22/Hr.	$53/Hr.
Classroom	40	Fri-Sun	$47/Hr.	$74/Hr.

Sagawau Environmental Learning Center				
Type	**Capacity**	**Days**	**Cook County Residents & Businesses**	**Non-Cook County Residents & Businesses**
Pavilion	100	Mon-Thur	$137/Hr	$165/Hr
Pavilion	100	Fri-Sun	$152/Hr	$180/Hr

*Edgebrook golf outings are available Monday through Friday at the Mathew Bieszczat Volunteer Resource Center. 40 golfers or less per two hours is $126. Between 40 and 144 golfers per two hours is $258.

*All pavilion rentals require a 4-hour minimum rental.

*Stated rates and minimum rental times may not apply to Indoor Room Rentals for District Volunteer Stewards, units of local government and permit applicants who have an executed partnership agreement with the District.-----

Schedule 20 – Golf Fee Schedule

Golf Course	18 - Holes		9 - Holes		Twilight		Sr./Jr. Golf Card
	Public	Golf Card	Public	Golf Card	Public	Golf Card	
Billy Caldwell	-	-	$19	$16	$16	$13	$12
Burnham Woods	$25	$20	$17	$15	$18	$16	$13
Chick Evans	$31	$26	$21	$19	$24	$21	$16
Edgebrook	$26	$21	$17	$16	$19	$17	$13
George W. Dunne National	$50	$45	$34	$28	$30	$25	$22
Highland Woods	$39	$34	$26	$24	$27	$25	$20
Indian Boundary	$31	$26	$21	$19	$24	$21	$16
Joe Louis "The Champ"	$27	$22	$18	$17	$20	$18	$14
Meadowlark	-	-	$19	$16	$16	$13	$12
River Oaks	$26	$21	$17	$16	$19	$17	$13

	Maximum Golf Course Green Fees (Weekend)					
	18 - Holes		9 - Holes		Twilight	
	Public	Golf Card	Public	Golf Card	Public	Golf Card
Billy Caldwell	-	-	$21	$18	$16	$13
Burnham Woods	$30	$24	$19	$16	$19	$16
Chick Evans	$31	$25	$23	$20	$26	$23
Edgebrook	$30	$25	$20	$17	$20	$17
George W. Dunne National	$56	$51	$35	$29	$34	$26
Highland Woods	$44	$39	$28	$25	$28	$25
Indian Boundary	$39	$28	$23	$20	$26	$23
Joe Louis "The Champ"	$31	$26	$21	$18	$21	$18
Meadowlark	-	-	$21	$18	$16	$13
River Oaks	$30	$25	$20	$17	$20	$17

Maximum Driving Range Fee

	Public	Golf Card	SM	M	L	XL
Burnham Woods	$6	$5	-	-	-	-
George Dunn	$6	$5	-	-	-	-
High Land Woods	$6	$5	-	-	-	-
Harry Semrow*	-	-	$5.75	$8.75	$10.75	$14.75

*Plus $2.00 for grass tees

All Courses

Identification Cards	2020
Standard - Resident	$37
Standard - Non-Resident	$42
Platinum - Resident	$84
Platinum - Non-Resident	$89

Cart Fees - Per Rider

18 - Holes	$17
9 - Holes	$11

Golf Card rate available with purchase of Golf Card. Weekdays (Mon-Fri); Weekends (Sat-Sun); Holidays (Officially Observed). Seniors age 62 and over; Junior ag 17 and under. Add 9% Chicago city sales tax on green fee and 8% Chicago city sales tax on cart fee for Indian Boundary, Edgebrook and Billy Caldwell. Senior/Junior rate only available for Golf Card.

Schedule 21 – Campground Fee Schedule

Type	Capacity	Months	Nights	Resident*	Non-Resident*
Tent or RV Electric	6	Nov - Mar	All Nights	$28	$37
Tent or RV Electric	6	Apr - Oct	Sun - Wed	$37	$47
Tent or RV Electric	6	Apr - Oct	Thurs - Sat	$52	$62
Tent or RV Non-Electric	6	Nov - Mar	All Nights	$22	$32
Tent or RV Non-Electric	6	Apr - Oct	Sun - Wed	$32	$42
Tent or RV Non-Electric	6	Apr - Oct	Thurs - Sat	$37	$47
Small Cabin	8	Nov - Mar	All Nights	$43	$53
Small Cabin	8	Apr - Oct	Sun - Wed	$53	$64
Small Cabin	8	Apr - Oct	Thurs - Sat	$85	$95
Large Cabin	10	Nov - Mar	All Nights	$104	$116
Large Cabin	10	Apr - Oct	Sun - Wed	$104	$116
Large Cabin	10	Apr - Oct	Thurs - Sat	$129	$143
Small Bunkhouse	16	Nov - Mar	All Nights	$121	$133
Small Bunkhouse	16	Apr - Oct	Sun - Wed	$121	$133
Small Bunkhouse	16	Apr - Oct	Thurs - Sat	$173	$184
Large Bunkhouse	36	Nov - Mar	All Nights	$158	$168
Large Bunkhouse	36	Apr - Oct	Sun - Wed	$158	$168
Large Bunkhouse	36	Apr - Oct	Thurs - Sat	$264	$273
Group sites (tents only)	30-60	Year Round	All Nights	$22	$32
Gear Library	32	Year Round	All Nights	$104	$104

Camp Shabonna and Dan Beard

Type	Capacity	Months	Nights	Resident*	Non-Resident*
Tent or RV Non-Electric	6	Nov - Mar	All Nights	$22	$32
Tent or RV Non-Electric	6	Apr - Oct	Sun - Wed	$32	$42
Tent or RV Non-Electric	6	Apr - Oct	Thurs - Sat	$37	$47
Small Cabin	8	Nov - Mar	All Nights	$43	$54
Small Cabin	8	Apr - Oct	Sun - Wed	$54	$63
Small Cabin	8	Apr - Oct	Thurs - Sat	$84	$95
Large Cabin	10	Nov - Mar	All Nights	$90	$100
Large Cabin	10	Apr - Oct	Sun - Wed	$90	$100
Large Cabin	10	Apr - Oct	Thurs - Sat	$106	$116
Group sites (tents only)	30-60	Apr - Oct	All Nights	$22	$32

*Camp Shabbona is a seasonal site and opens April - October.

*All November - March Fees are specifically for Camp Dan Beard.

*A security deposit of $100 is required at the time of reservation for all cabin and bunkhouse reservations.

*Non-profit organizations, individual veterans and veteran organization with proper documentation may qualify for a reduced rate of 50% for all Cabin and Bunkhouse reservations for use Sunday through Thursday night and qualify for a reduced rate of 50% on stated Tent or RV non-electric fees, anytime. These reduced rates only apply to sites being occupied by the qualifying veteran or organizations.

Schedule 21 – Campground Fee Schedule, continued

Exclusive use includes all campsites, pavilions, dining hall and barn, as applicable based on campground site.

RESIDENT

Camp	Capactity	Sun	Mon-Wed Night	Thurs - Sat Night
Bullfrog	340	$3,147	$3,881	$4,720
Reinberg	205	$2,622	$3,357	$4,195
Sullivan	314	$4,720	$5,455	$6,293
Dan Beard	248	$1,068	$1,783	$2,622
Shabbona	159	$1,068	$1,783	$2,622

NON-RESIDENT

Camp	Capactity	Sun	Mon-Wed Night	Thurs - Sat Night
Bullfrog	340	$3,671	$4,405	$5,244
Reinberg	205	$3,147	$4,909	$4,627
Sullivan	314	$5,244	$5,979	$6,817
Dan Beard	248	$1,574	$2,307	$3,147
Shabbona	159	$1,574	$2,307	$3,147

Exclusive use fees are on a daily basis

* All campground exclusive use rentals are subject to a security deposit $100 per bunkhouse, cabin, pavilion, barn and dining hall as is applicable to each site

OTHER CAMPGROUND FEES

Dining Hall Rental		Capacity	Mon - Thurs	Fri - Sat
Reinberg*	Resident	103	$52	$77
Reinberg*	Non-Resident	103	$72	$98
Barn Rental				
Sullivan Barn**	Resident	109	$52	$77
Sullivan Barn**	Non-Resident	109	$72	$98

* Rental includes exclusive use of the dining hall with tables and chairs with access to a kitchen with stove and refrigerator.

** Rental fee excludes the use of climbing wall and includes the exclusive use of Sullivan Barn upper level with kitchen, tables and chairs.

All campground facility rentals are subject to a minimum $100 to maximum $500 security deposit

Camp Sullivan

RESIDENT			
Event	**Capacity**	**Mon - Thurs**	**Fri - Sun**
	up to 20 climbers (max 40)	$327	$370
camp & climbing wall day event*	21 - 40 climbers (max 80)	$401	$443
camp & climbing overnight event**	-	$258	$298
NON - RESIDENT			
Event	**Capacity**	**Mon - Thurs**	**Fri - Sun**
	up to 20 climbers (max 40)	$370	$433
camp & climbing wall day event*	21 - 40 climbers (max 80)	$453	$515
camp & climbing overnight event**	-	$309	$370

*Includes exclusive use for 2 hours on upper level of barn, tables, chairs, 2 hours staff led climbing activities. Bring your own food and drink, use of upper deck and use of the kitchen

**Includes overnight camping plus exclusive use for 2 hours on upper level of barn, tables, chairs, 2 hours staff led climbing wall activities, bring your own food and drink, use of upper deck amd use of kitchen. Reservation must include separate rental of campsite large enough to accommodate number of campers plus two additional.

Fee for Camp Sullivan Camp & Climb overnight event includes an additional campsite fee.

Schedule 22 – Boat Fee Schedule

TYPE	Hourly Rate	Discount Hourly Rate
Row Boat	$20	$15
Single Kayak	$20	$15
Tandem Kayak	$25	$20
Canoe	$20	$15
Paddle Boat	$20	$15
Electric Motor Boat	$25	$20
Pedal Kayak	$25.00	$20.00
Pedal Tandem Kayak	$25.00	N/A

*Veterans, students and seniors, with proper documentation, may qualify for a reduced rate of 10% on stated Boat House rental fees

*Fees listed above represent not to exceed fees that the District's vendor may charge

Schedule 23 – Aerial Adventure Course Fee Schedule

TYPE	Rate
Tree Top Adventure Course (Adults Ages 16+)	$59.95
Tree Top Adventure Course (Child Ages 10-15)	$39.95
Tree Top Junior Course (All Ages)	$29.95
**Stand Alone Zipline (All Ages)	$29.95
**Monkey Drop (1 drop)	$9.95
**Monkey Drop (3 drop)	$15.95
**Axe-Throwing (1/2 hour)	$9.95
**Axe-Throwing (1 hour)	$17.95
**Axe-Throwing Add-on to TTA/TTJ (1/2 hour)	$7.95
**Axe-Throwing Add-on to TTA/TTJ (1 hour)	$9.95
**Nets Course	$30.00

*Fees listed above represent not to exceed fees that the District's vendor may charge

**New amenity pending Board Approval

Schedule 24 – Stable Fees

TYPE	Rate
Private Rate Lesson Fee	$55
Semi Private Rate	$50
Group Rate	$70
Special Advanced Jumping Rate	$80

TYPE	Rate
Stall in Front Barn	$835 monthly
Stall in Large Isle	$875 monthly
Grooming Packages	$175.00

TYPE	Rate
Two Lessons or Training Riders Per Week	$450
Three Lessons or Training Riders Per Week	$660
Four Lessons or Training Riders Per Week	$880

*Fees listed above represent not to exceed fees that the District's vendor may charge

Schedule 25 – Special Access/Construction Permit Fees

Using the Per Acre License Fee for a Per Acre 1 Year Permit Fee

				30 Day Permit **Low** Impact					
Year	**Permit Fee/Acre**	**Per Acre/Per Day**	**Per Day/Per SF**	**100 S.F.**	**500 S.F.**	**1,000 S.F.**	**2,000 S.F.**	**10,000 S.F.**	**20,000 S.F.**
2019	$86,000.00	$235.62	0.00541	$16.23	$81.14	$162.27	$324.54	$1,622.70	$3,245.41
2020	$88,000.00	$241.10	0.00553	$16.60	$83.02	$166.04	$332.09	$1,660.44	$3,320.88
2021	$90,000.00	$246.58	0.00566	$16.98	$84.91	$169.82	$339.64	$1,698.18	$3,396.35
2022	$92,000.00	$252.05	0.00579	$17.36	$86.80	$173.59	$347.18	$1,735.91	$3,471.83
2023	$94,000.00	$257.53	0.00591	$17.74	$88.68	$177.37	$354.73	$1,773.65	$3,547.30

				30 Day Permit **High** Impact (4 times Low Impact)					
Year	**Permit Fee/Acre**	**Per Acre/Per Day**	**Per Day/Per SF**	**100 S.F.**	**500 S.F.**	**1,000 S.F.**	**2,000 S.F.**	**10,000 S.F.**	**20,000 S.F.**
2019	$344,000.00	$942.47	0.02164	$64.91	$324.54	$649.08	$1,298.16	$6,490.81	$12,981.62
2020	$352,000.00	$964.38	0.02214	$66.42	$332.09	$664.18	$1,328.35	$6,641.76	$13,283.52
2021	$360,000.00	$986.30	0.02264	$67.93	$339.64	$679.27	$1,358.54	$6,792.71	$13,585.42

Schedule 26A – FY 2017 to 2023 Corporate Fund Analysis

	CORPORATE FUND						
	2017	2018	2019	2020	2021	2022	2023
REVENUES	Actual*	Actual*	Actual*	Approved Budget**	Proposed Budget***	Forecast Budget	Forecast Budget
Property Taxes	$ 51,117,643	$ 52,100,825	$ 52,979,836	$ 50,985,504	$ 51,671,587	$ 52,188,303	$ 53,232,069
Personal Property Replacement Tax	$ 2,907,526	$ 2,642,730	$ 4,797,541	$ 2,233,500	$ 2,211,165	$ 2,255,388	$ 2,323,050
Fees	$ 5,011,610	$ 7,088,891	$ 5,792,058	$ 5,497,800	$ 3,836,874	$ 5,387,800	$ 5,657,190
Fines	$ 113,365	$ 168,047	$ 76,212	$ 203,000	$ 200,000	$ 200,000	$ 200,000
Concessions	$ 415,826	$ 332,368	$ 445,067	$ 435,000	$ 232,888	$ 326,043	$ 423,856
Winter Sport Activities	$ 4,853	$ 13,396	$ 16,601	$ 14,000	$ 10,000	$ 10,150	$ 10,302
Golf Course Revenue	$ 726,647	$ 694,225	$ 657,502	$ 644,000	$ 652,000	$ 661,780	$ 671,707
Equestrian License	$ 53,909	$ 42,871	$ 47,011	$ 51,000	$ 45,000	$ 45,675	$ 46,382
Damage Restitution	$ 29,568	$ 32,280	$ 37,469	$ 200,000	$ 142,595	$ 144,734	$ 146,905
Special Events	$ 100,420	$ 107,334	$ 120,609	$ 100,000	$ 50,000	$ 110,000	$ 116,050
Miscellaneous	$ 501,593	$ 459,874	$ 901,440	$ 1,040,500	$ 1,115,000	$ 1,131,725	$ 1,148,701
Investment Income	$ 308,410	$ 891,505	$ 1,145,243	$ 1,125,000	$ 560,000	$ 576,800	$ 594,104
Total Revenues	$ 61,291,370	$ 64,574,346	$ 67,016,589	$ 62,529,304	$ 60,727,109	$ 63,038,398	$ 64,570,315
EXPENDITURES							
General Office	$ 2,853,387	$ 2,877,152	$ 3,189,590	$ 3,175,306	$ 3,222,014	$ 3,302,564	$ 3,401,641
Finance, Administration & Human Resources	$ 3,122,741	$ 3,198,051	$ 2,872,446	$ 2,974,595	$ 3,024,109	$ 3,099,712	$ 3,192,703
Resource Management	$ 5,488,141	$ 5,406,356	$ 5,126,710	$ 4,994,078	$ 5,201,423	$ 5,331,459	$ 5,491,402
General Maintenance	$ 20,786,434	$ 19,943,531	$ 19,300,399	$ 20,854,262	$ 21,245,627	$ 21,776,768	$ 22,430,071
Permits, Revenue and Concessions	$ 1,578,970	$ 1,468,449	$ 1,635,442	$ 1,747,858	$ 1,574,143	$ 1,613,497	$ 1,661,901
Public Safety	$ 11,022,629	$ 11,145,838	$ 11,641,837	$ 10,814,123	$ 11,524,709	$ 11,812,827	$ 12,167,212
Legal Department	$ 1,400,148	$ 1,428,088	$ 1,406,213	$ 1,626,870	$ 1,660,353	$ 1,701,862	$ 1,752,918
Planning and Development	$ 2,292,401	$ 1,949,766	$ 1,761,244	$ 2,061,640	$ 2,121,425	$ 2,174,461	$ 2,239,694
Conservation and Experiential Programming	$ 5,610,686	$ 5,375,702	$ 5,331,360	$ 5,585,919	$ 5,841,682	$ 5,987,724	$ 6,167,356
District Wide Services	$ 5,634,096	$ 5,730,279	$ 6,666,989	$ 9,694,653	$ 6,811,624	$ 6,981,915	$ 7,191,372
Total Expenditures	$ 59,789,633	$ 58,523,212	$ 58,932,230	$ 63,529,304	$ 62,227,109	$ 63,782,787	$ 65,696,270
Revenue Over (Under) Expenditures	$ 1,501,737	$ 6,051,134	$ 8,084,359	$ (1,000,000)	$ (1,500,000)	$ (744,388)	$ (1,125,955)
OTHER FINANCIAL USES							
Transfers In	$ -	$ -	$ -	$1,000,000	$ 1,500,000	$ 744,388	$ 1,125,955
Transfers Out	$ (3,910,000)	$ (562,029)	$ (1,000,000)	$ (3,500,000)	$ (17,500,000)	$ (2,500,000)	$ (2,500,000)
Net Change in Fund Balance	$ (2,408,263)	$ 5,489,105	$ 7,084,359	$ (3,500,000)	$ (19,000,000)	$ (3,244,388)	$ (3,625,955)
FUND BALANCE - Beginning of Year	$ 37,256,574	$ 34,848,311	$ 40,337,416	$ 47,421,775	$ 43,921,775	$ 24,921,775	$ 21,677,387
FUND BALANCE - End of Year	$ 34,848,311	$ 40,337,416	$ 47,421,775	$ 43,921,775	$ 24,921,775	$ 21,677,387	$ 18,051,432

* Comprehensive Annual Financial Reports (FY 2017 - FY 2019)

** FY 2020 Appropriation Ordinance

*** FY 2021 Executive Budget Recommendation

Schedule 26A shows the Corporate budget without increasing our pension contribution. The most recent actuarial reports show that the Preserves should contribute $9.6M more per year to meet its pension obligations to retirees.

Schedule 26B – FY 2017 to 2023 Corporate Fund Analysis

	CORPORATE FUND WITH INCREASED PENSION CONTRIBUTION in FY 2022 and FY 2023						
	2017	2018	2019	2020	2021	2022	2023
REVENUES	Actual*	Actual*	Actual*	Approved Budget**	Proposed Budget***	Forecast Budget	Forecast Budget
Property Taxes	$ 51,117,643	$ 52,100,825	$ 52,979,836	$ 50,985,504	$ 51,671,587	$ 52,188,303	$ 53,232,069
Personal Property Replacement Tax	$ 2,907,526	$ 2,642,730	$ 4,797,541	$ 2,233,500	$ 2,211,165	$ 2,255,388	$ 2,323,050
Fees	$ 5,011,610	$ 7,088,891	$ 5,792,058	$ 5,497,800	$ 3,836,874	$ 5,387,800	$ 5,657,190
Fines	$ 113,365	$ 168,047	$ 76,212	$ 203,000	$ 200,000	$ 200,000	$ 200,000
Concessions	$ 415,826	$ 332,368	$ 445,067	$ 435,000	$ 232,888	$ 326,043	$ 423,856
Winter Sport Activities	$ 4,853	$ 13,396	$ 16,601	$ 14,000	$ 10,000	$ 10,150	$ 10,302
Golf Course Revenue	$ 726,647	$ 694,225	$ 657,502	$ 644,000	$ 652,000	$ 661,780	$ 671,707
Equestrian License	$ 53,909	$ 42,871	$ 47,011	$ 51,000	$ 45,000	$ 45,675	$ 46,382
Damage Restitution	$ 29,568	$ 32,280	$ 37,469	$ 200,000	$ 142,595	$ 144,734	$ 146,905
Special Events	$ 100,420	$ 107,334	$ 120,609	$ 100,000	$ 50,000	$ 110,000	$ 116,050
Miscellaneous	$ 501,593	$ 459,874	$ 901,440	$ 1,040,500	$ 1,115,000	$ 1,131,725	$ 1,148,701
Investment Income	$ 308,410	$ 891,505	$ 1,145,243	$ 1,125,000	$ 560,000	$ 576,800	$ 594,104
Total Revenues	$ 61,291,370	$ 64,574,346	$ 67,016,589	$ 62,529,304	$ 60,727,109	$ 63,038,398	$ 64,570,315
EXPENDITURES							
General Office	$ 2,853,387	$ 2,877,152	$ 3,189,590	$ 3,175,306	$ 3,222,014	$ 3,302,564	$ 3,401,641
Finance, Administration & Human Resources	$ 3,122,741	$ 3,198,051	$ 2,872,446	$ 2,974,595	$ 3,024,109	$ 3,099,712	$ 3,192,703
Resource Management	$ 5,488,141	$ 5,406,356	$ 5,126,710	$ 4,994,078	$ 5,201,423	$ 5,331,459	$ 5,491,402
General Maintenance	$ 20,786,434	$ 19,943,531	$ 19,300,399	$ 20,854,262	$ 21,245,627	$ 21,776,768	$ 22,430,071
Permits, Revenue and Concessions	$ 1,578,970	$ 1,468,449	$ 1,635,442	$ 1,747,858	$ 1,574,143	$ 1,613,497	$ 1,661,901
Public Safety	$ 11,022,629	$ 11,145,838	$ 11,641,837	$ 10,814,123	$ 11,524,709	$ 11,812,827	$ 12,167,212
Legal Department	$ 1,400,148	$ 1,428,088	$ 1,406,213	$ 1,626,870	$ 1,660,353	$ 1,701,862	$ 1,752,918
Planning and Development	$ 2,292,401	$ 1,949,766	$ 1,761,244	$ 2,061,640	$ 2,121,425	$ 2,174,461	$ 2,239,694
Conservation and Experiential Programming	$ 5,610,686	$ 5,375,702	$ 5,331,360	$ 5,585,919	$ 5,841,682	$ 5,987,724	$ 6,167,356
District Wide Services	$ 5,634,096	$ 5,730,279	$ 6,666,989	$ 9,694,653	$ 6,811,624	$ 6,981,915	$ 7,191,372
Pension Payment Increase	$ -	$ -	$ -	$ -	$ -	$ 3,000,000	$ 4,500,000
Total Expenditures	$ 59,789,633	$ 58,523,212	$ 58,932,230	$ 63,529,304	$ 62,227,109	$ 66,782,787	$ 70,196,270
Revenue Over (Under) Expenditures	$ 1,501,737	$ 6,051,134	$ 8,084,359	$ (1,000,000)	$ (1,500,000)	$ (3,744,388)	$ (5,625,955)
OTHER FINANCIAL USES							
Transfers In	$ -	$ -	$ -	$1,000,000	$ 1,500,000	$ 3,744,388	$ 5,625,955
Transfers Out	$ (3,910,000)	$ (562,029)	$ (1,000,000)	$ (3,500,000)	$ (17,500,000)	$ (2,500,000)	$ (2,500,000)
Net Change in Fund Balance	$ (2,408,263)	$ 5,489,105	$ 7,084,359	$ (3,500,000)	$ (19,000,000)	$ (6,244,388)	$ (8,125,955)
FUND BALANCE - Beginning of Year	$ 37,256,574	$ 34,848,311	$ 40,337,416	$ 47,421,775	$ 43,921,775	$ 24,921,775	$ 18,677,387
FUND BALANCE - End of Year	$ 34,848,311	$ 40,337,416	$ 47,421,775	$ 43,921,775	$ 24,921,775	$ 18,677,387	$ 10,551,432

* Comprehensive Annual Financial Reports (FY 2017 - FY 2019)

** FY 2020 Appropriation Ordinance

*** FY 2021 Executive Budget Recommendation

Schedule 26B illustrates the impact on the budget if pension contributions begin to ramp up in FY 2022 without additional revenue streams. The most recent actuarial reports show that the Preserves should contribute $9.6M more per year to meet its pension obligations to retirees.

Photography Credits:

Page/Tab	Photographer	Caption
Cover	Janet Haugen	“Black Crowned Night-heron”
Our Mission Statement		“McClaughrey Spring”
Office of the General Superintendent		“Cranberry Slough Flowers”
Finance & Administration	Mark Birkholz	“Spring Morning, Northern Parula”
Human Resources	Mark Birkholz	“Walks like a Duck - Wood Duck”
Resource Management	Julio Guerrero	“Red Painted Turtle Catching Sun Light at Ned Brown Preserve”
Conservation & Experiential Programming	Sharon Dobben	“Juvenile Barn Swallows Feeding”
Permits, Rentals & Concessions	James Shover	“American Redstart, McClaughry Spring”
Landscape Maintenance		“General Headquarters-Bloodroot”
Facilities & Fleet	Jay Paje	“Pileated Woodpecker Ready to Strike”
Legal		“Linne Woods Flowers”
Law Enforcement	Timothy Minnick	“Autumn at Horsetail Lake”
Planning & Development	Lisa Dinges	“Hummingbird on Black Eyed Susan”
District Wide	Melissa Johnson	“Paul Douglas Forest Preserves, Schaumburg”
Capital & Related Funding Sources		“McClaughrey Preserves Spring Trillium”
Fiduciary, Agency & Component Unit Funds		“Sandhill Cranes-Deer Grove East”
Chicago Zoological Society/Brookfield Zoo	Michael Hrachovsky	“Mexican Grey Wolf”
Chicago Botanical Garden		“Chicago Botanical Garden”
Supplemental Information		“Somme Prairie Grove”

Forest Preserve District of Cook County, Illinois

Executive Budget Recommendation

Honorable Toni Preckwinkle, President
Forest Preserve District Board of Commissioners

and

Board of Forest Preserve District Commissioners

Frank J. Aguilar
Alma E. Anaya
Luis Arroyo, Jr.
Scott R. Britton
John P. Daley
Dennis Deer
Bridget Degnen
Bridget Gainer
Brandon Johnson
Bill Lowry
Donna Miller
Stanley Moore
Kevin B. Morrison
Sean M. Morrison
Peter N. Silvestri
Deborah Sims
Larry Suffredin

Arnold Randall
General Superintendent

Stephen Hughes
Chief Financial Officer

2021

FOREST PRESERVES of Cook County

feel free

fpdcc.com